



# PARIS OLYMPIC GAMES

A comparative Study





# COMPARATIVE STATISTICS OF THE PARIS OLYMPIC GAMES WITH THE TOKYO OLYMPIC GAMES AND A YEAR OF IJF WORLD TOUR COMPETITIONS (FROM WORLD CHAMPIONSHIP 2023 TO WORLD CHAMPIONSHIP 2024)

This study is the result of the personal work of the JudoData Team and the data contained in it are not official data of the International Judo Federation. However, we believe that through its specifically technical approach, this study can provide important food for thought.



The JudoData Team: Emidio Centracchio, Riccardo Gozzer, Enrico Gatto, Andrea Spicuglia, Massimiliano Orlandi.

# Table of Contents

Table of Contents.....	2
Instructions for reading the data .....	11
Chapter 1 - Comparative Statistics of the Paris Olympic Games with the Men's Division and the Women's Division.....	12
Introduction .....	12
General Data.....	13
Outomes.....	14
Scores and actions.....	15
Kind of Penalties.....	16
Contest Timing Analysis.....	17
Tachi Waza Actions and Timing.....	18
Ne Waza Actions and Timing.....	19
Number of Penalties and Timing.....	20
Tachi Waza.....	21
Ne Waza .....	24
Penalties.....	26
Chapter 2 - Comparative Statistics between Paris Olympic Games, Tokyo Olympic Games and One Year of IJF World Tour. ....	28
Introduction .....	28
General Data.....	29
Outcomes.....	30
Scores and Actions.....	31

Kind Of Penalties .....	32
Timing of Contests.....	33
Tachi Waza and Timing .....	34
Ne Waza and Timing .....	35
Penalties and Timing .....	36
Chapter 3 - Comparative Statistics by Weight Category. ....	37
Introduction .....	37
48 Kg.....	38
General Numbers .....	38
Contests Outcome .....	39
Scores and Actions .....	40
Kind Of Penalties .....	41
Timing of Contest.....	42
Tachi Waza and Timing.....	43
Ne Waza and Timing.....	44
Penalties and Timig.....	45
Tachi Waza .....	46
Ne Waza .....	47
Penalties .....	48
52 Kg.....	49
General Numbers .....	49
Contests Outcome .....	50
Scores and Actions .....	51



Kind Of Penalties .....	52
Timing of Contest.....	53
Tachi Waza and Timing.....	54
Ne Waza and Timing.....	55
Penalties and Timig.....	56
Tachi Waza .....	57
Ne Waza .....	58
Penalties .....	59
57 Kg.....	60
General Numbers .....	60
Contests Outcome .....	61
Scores and Actions .....	62
Kind Of Penalties .....	63
Timing of Contest.....	64
Tachi Waza and Timing.....	65
Ne Waza and Timing.....	66
Penalties and Timig.....	67
Tachi Waza .....	68
Ne Waza .....	69
Penalties .....	70
63 Kg.....	71
General Numbers .....	71
Contests Outcome .....	72

Scores and Actions .....	73
Kind Of Penalties .....	74
Timing of Contest.....	75
Tachi Waza and Timing.....	76
Ne Waza and Timing.....	77
Penalties and Timig.....	78
Tachi Waza .....	79
Ne Waza .....	80
Penalties .....	81
70 Kg.....	82
General Numbers .....	82
Contests Outcome .....	83
Scores and Actions .....	84
Kind Of Penalties .....	85
Timing of Contest.....	86
Tachi Waza and Timing.....	87
Ne Waza and Timing.....	88
Penalties and Timig.....	89
Tachi Waza .....	90
Ne Waza .....	91
Penalties .....	92
78 Kg.....	93
General Numbers .....	93

Contests Outcome .....	94
Scores and Actions .....	95
Kind Of Penalties .....	96
Timing of Contest.....	97
Tachi Waza and Timing.....	98
Ne Waza and Timing.....	99
Penalties and Timig.....	100
Tachi Waza .....	101
Ne Waza .....	102
Penalties .....	103
+78 Kg.....	104
General Numbers .....	104
Contests Outcome .....	105
Scores and Actions .....	106
Kind Of Penalties .....	107
Timing of Contest.....	108
Tachi Waza and Timing.....	109
Ne Waza and Timing.....	110
Penalties and Timig.....	111
Tachi Waza .....	112
Ne Waza .....	113
Penalties .....	114
60 Kg.....	115



General Numbers .....	115
Contests Outcome .....	116
Scores and Actions .....	117
Kind Of Penalties .....	118
Timing of Contest.....	119
Tachi Waza and Timing.....	120
Ne Waza and Timing.....	121
Penalties and Timig.....	122
Tachi Waza .....	123
Ne Waza .....	124
Penalties .....	125
66 Kg.....	126
General Numbers .....	126
Contests Outcome .....	127
Scores and Actions .....	128
Kind Of Penalties .....	129
Timing of Contest.....	130
Tachi Waza and Timing.....	131
Ne Waza and Timing.....	132
Penalties and Timig.....	133
Tachi Waza .....	134
Ne Waza .....	135
Penalties .....	136

73 Kg.....	137
General Numbers .....	137
Contests Outcome .....	138
Scores and Actions .....	139
Kind Of Penalties .....	140
Timing of Contest.....	141
Tachi Waza and Timing.....	142
Ne Waza and Timing.....	143
Penalties and Timig.....	144
Tachi Waza .....	145
Ne Waza .....	146
Penalties .....	147
81 Kg.....	148
General Numbers .....	148
Contests Outcome .....	149
Scores and Actions .....	150
Kind Of Penalties .....	151
Timing of Contest.....	152
Tachi Waza and Timing.....	153
Ne Waza and Timing.....	154
Penalties and Timig.....	155
Tachi Waza .....	156
Ne Waza .....	157

Penalties .....	158
90 Kg.....	159
General Numbers .....	159
Contests Outcome .....	160
Scores and Actions .....	161
Kind Of Penalties .....	162
Timing of Contest.....	163
Tachi Waza and Timing.....	164
Ne Waza and Timing.....	165
Penalties and Timig.....	166
Tachi Waza .....	167
Ne Waza .....	168
Penalties .....	169
100 Kg.....	170
General Numbers .....	170
Contests Outcome .....	171
Scores and Actions .....	172
Kind Of Penalties .....	173
Timing of Contest.....	174
Tachi Waza and Timing.....	175
Ne Waza and Timing.....	176
Penalties and Timig.....	177
Tachi Waza .....	178



Ne Waza .....	179
Penalties .....	180
+100 Kg .....	181
General Numbers .....	181
Contests Outcome .....	182
Scores and Actions .....	183
Kind Of Penalties .....	184
Timing of Contest.....	185
Tachi Waza and Timing.....	186
Ne Waza and Timing.....	187
Penalties and Timig.....	188
Tachi Waza .....	189
Ne Waza .....	190
Penalties .....	191
JudoData Glossary of Terms .....	192

## Instructions for reading the data

The contents of the statistical analysis carried out are arranged in three columns, respectively relating to: The Paris Olympic Games, The Tokyo Olympic Games and a year of competitions of the IJF World Tour starting from the 2023 World Championship up to that of 2024.

Each Chapter is divided into sections and each section is made up of tables containing the data and enriched with graphs that highlight the results of the numerical calculations.

The semi-columns VS. highlight, where possible, the differences in the values compared to those of the Paris Olympic Games.

We are sure that this document is particularly useful for Analysts, Coaches and Judo enthusiasts who wish to delve deeper into the statistical dynamics of high-level judo.

# Chapter 1 - Comparative Statistics of the Paris Olympic Games with the Men's Division and the Women's Division

## Introduction

In this first chapter, the general data of the Paris Olympic Games will be compared with the specific data relating to the Men's and Women's weight categories.

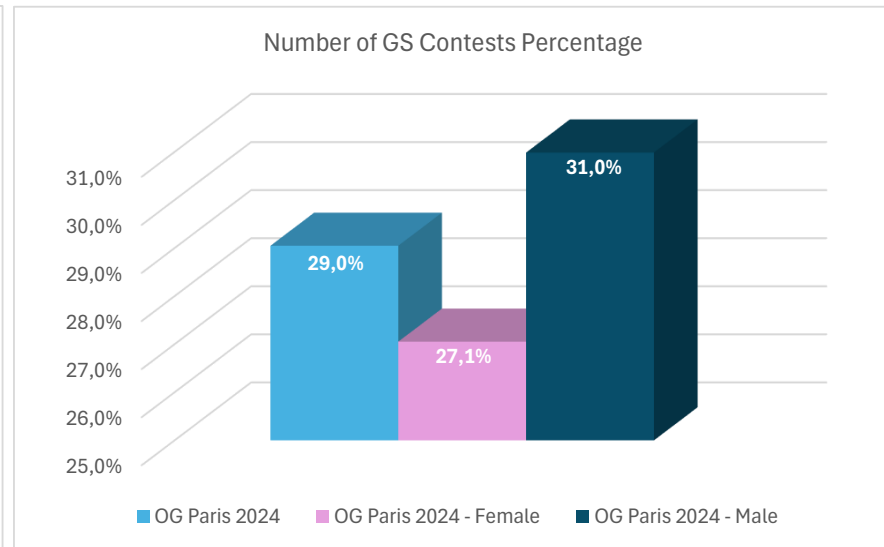
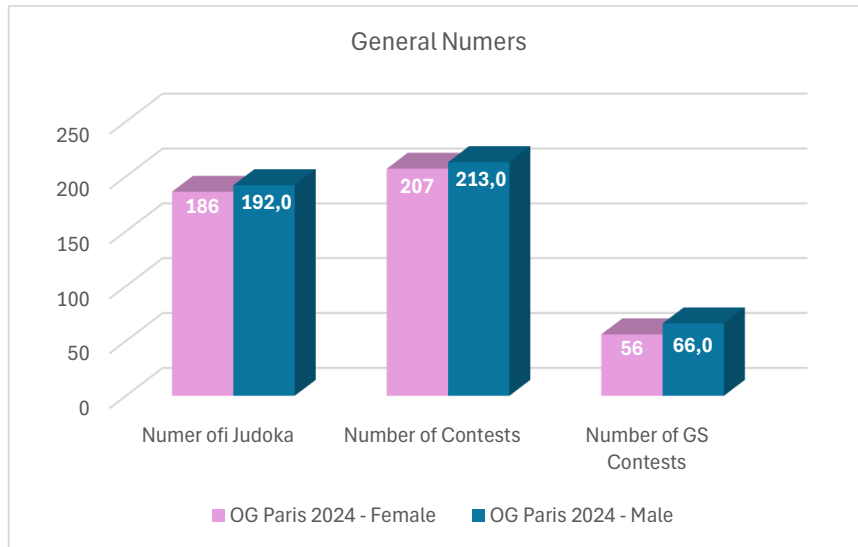
The IJF, through its qualification system, has masterfully managed to balance the participation of male and female Athletes. It will therefore be interesting to understand how gender-related fighting styles have influenced the overall competition values.

As is our style, we limit ourselves to displaying the data in a way that is as simple to consult as possible, leaving readers and their expertise free to draw their own conclusions.



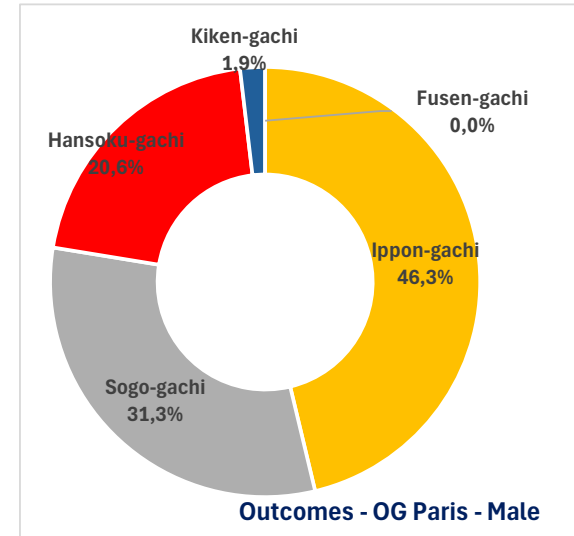
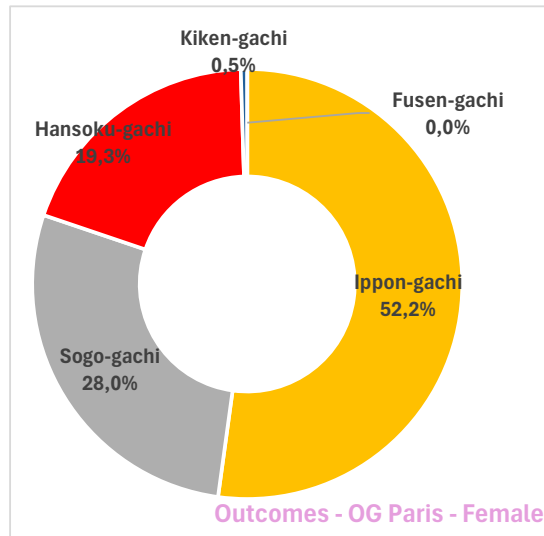
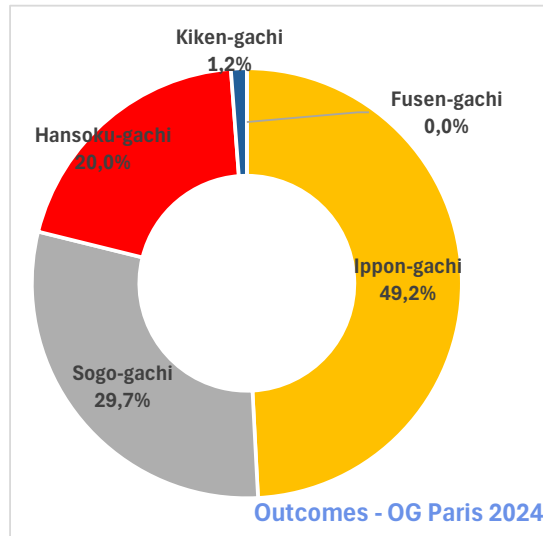
## Comparative Stats per Gender

OG Paris 2024		vs	OG Paris 2024 - Female		vs	OG Paris 2024 - Male				
Number of Countries	122		Number of Countries	81		Number of Countries	83			
Numer of Judoka	378		Numer of Judoka	186	49,2%	Numer of Judoka	192	50,8%		
Number of Contests	420		Number of Contests	207	49,3%	Number of Contests	213	50,7%		
Number of GS Contests	122	29,0%	2,0%	Number of GS Contests	56	27,1%	-1,9%	Number of GS Contests	66	31,0%



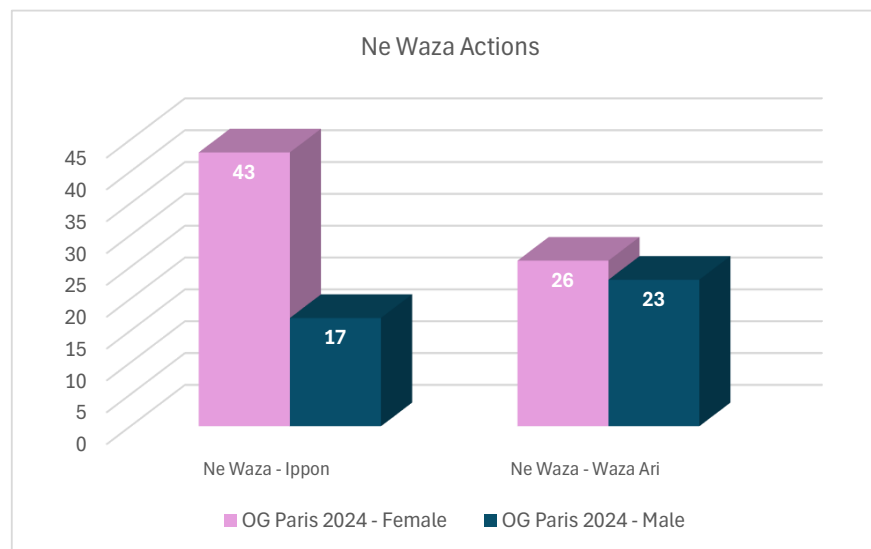
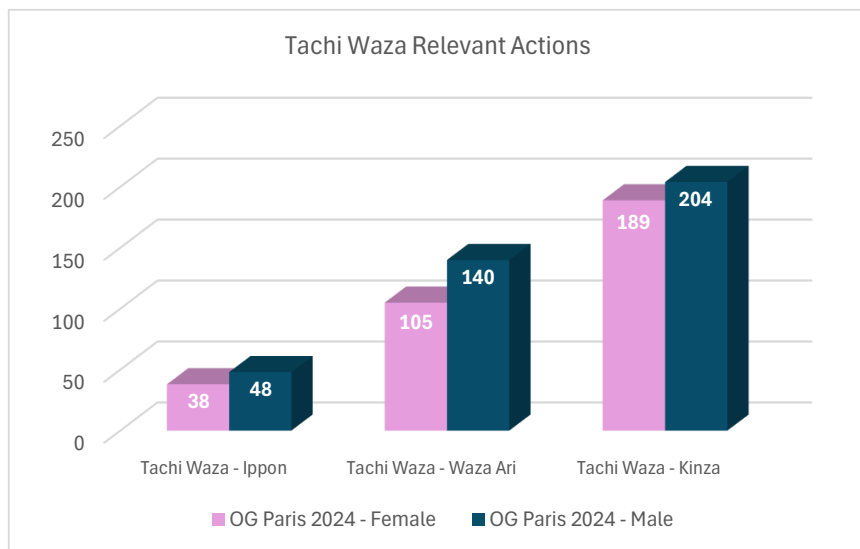
## Comparative Stats per Gender

OG Paris 2024				vs	OG Paris 2024 - Female				vs	OG Paris 2024 - Male			
Kind of Contest Outcome													
Ippon-gachi	207	49,3%		-2,9%	Ippon-gachi	108	52,2%		2,8%	Ippon-gachi	99	46,5%	
Sogo-gachi	125	29,8%		1,7%	Sogo-gachi	58	28,0%		-1,7%	Sogo-gachi	67	31,5%	
Hansoku-gachi	84	20,0%		0,7%	Hansoku-gachi	40	19,3%		-0,7%	Hansoku-gachi	44	20,7%	
Kiken-gachi	5	1,2%		0,7%	Kiken-gachi	1	0,5%		-0,7%	Kiken-gachi	4	1,9%	
Fusen-gachi	0	0,0%		0,0%	Fusen-gachi	0	0,0%		0,0%	Fusen-gachi	0	0,0%	



## Comparative Stats per Gender

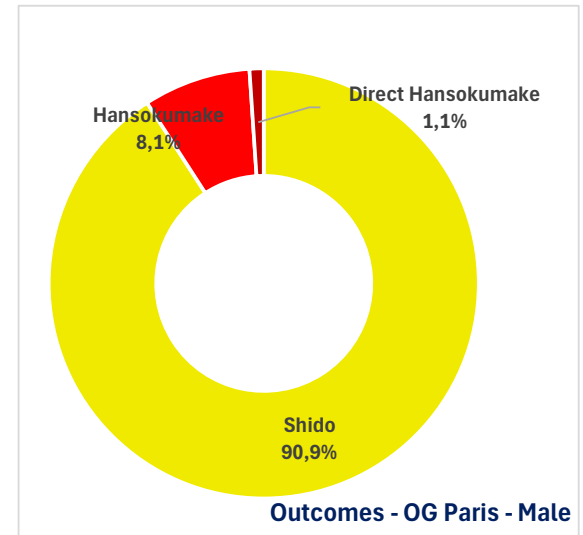
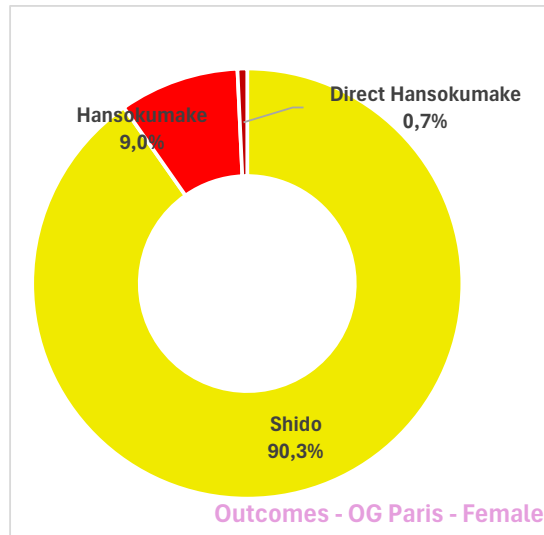
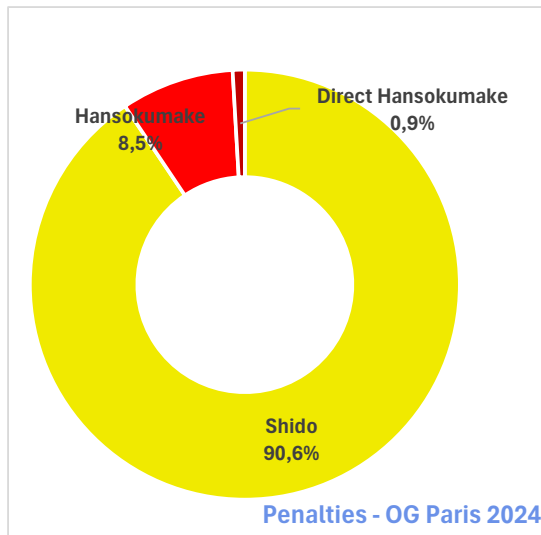
OG Paris 2024			vs	OG Paris 2024 - Female			vs	OG Paris 2024 - Male		
Kind of achieved Scores and Actions										
Tachi Waza - Ippon	86	1,8%	0,1%	Tachi Waza - Ippon	38	1,7%	-0,1%	Tachi Waza - Ippon	48	1,9%
Tachi Waza - Waza Ari	245	5,2%	0,4%	Tachi Waza - Waza Ari	105	4,8%	-0,4%	Tachi Waza - Waza Ari	140	5,6%
Tachi Waza - Kinza	393	8,3%	-0,3%	Tachi Waza - Kinza	189	8,6%	0,2%	Tachi Waza - Kinza	204	8,1%
Tachi Waza - No Score	3993	84,7%	-0,2%	Tachi Waza - No Score	1865	84,9%	0,2%	Tachi Waza - No Score	2128	84,4%
<b>Tachi Waza EFF.</b>	<b>7,0%</b>	<b>0,5%</b>		<b>Tachi Waza EFF.</b>	<b>6,5%</b>	<b>-0,4%</b>		<b>Tachi Waza EFF.</b>	<b>7,5%</b>	
Ne Waza - Ippon	60	5,1%	-1,6%	Ne Waza - Ippon	43	6,7%	1,9%	Ne Waza - Ippon	17	3,2%
Ne Waza - Waza Ari	49	4,1%	0,1%	Ne Waza - Waza Ari	26	4,0%	-0,1%	Ne Waza - Waza Ari	23	4,3%
Ne Waza - No Score	1072	90,8%	1,5%	Ne Waza - No Score	573	89,3%	-1,8%	Ne Waza - No Score	499	92,6%
<b>Ne Waza EFF.</b>	<b>9,2%</b>	<b>-1,5%</b>		<b>Ne Waza EFF.</b>	<b>10,7%</b>	<b>1,8%</b>		<b>Ne Waza EFF.</b>	<b>7,4%</b>	





## Comparative Stats per Gender

OG Paris 2024				vs	OG Paris 2024 - Female				vs	OG Paris 2024 - Male			
Kind of Penalties													
Shido		799	90,6%	0,3%	Shido		371	90,3%	-0,3%	Shido		428	90,9%
Hansokumake		75	8,5%	-0,5%	Hansokumake		37	9,0%	0,4%	Hansokumake		38	8,1%
Direct Hansokumake		8	0,9%	0,2%	Direct Hansokumake		3	0,7%	-0,2%	Direct Hansokumake		5	1,1%



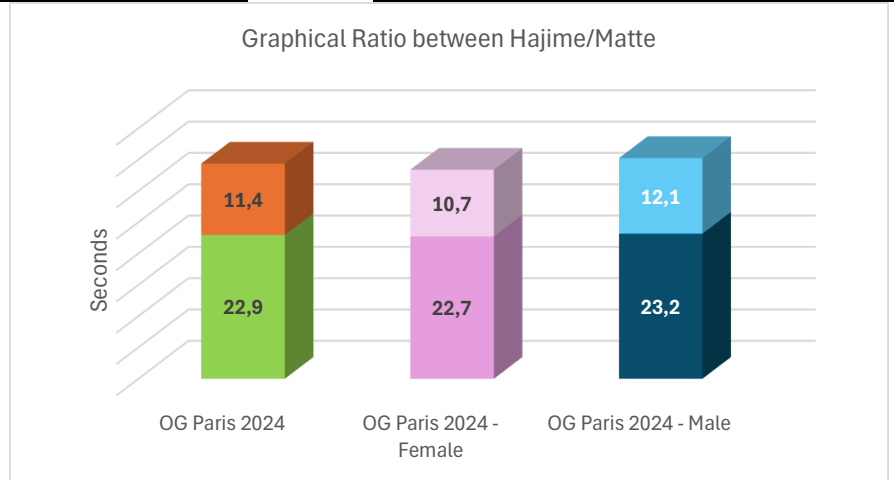
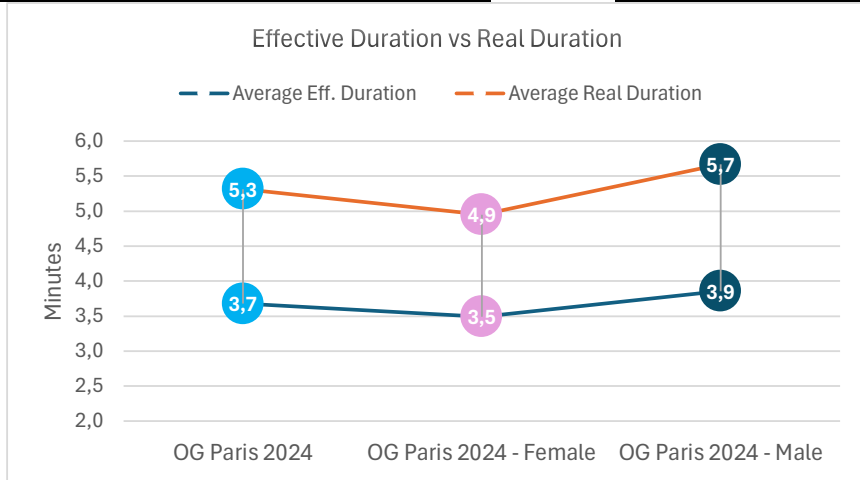
# Comparative Stats per Gender

OG Paris 2024	vs	OG Paris 2024 - Female	vs	OG Paris 2024 - Male
Contests Timing				

Avr. Hajime Number: <b>9,6</b>			Avr. Hajime Number: <b>9,2</b>			Avr. Hajime Number: <b>10,0</b>		
	<b>min</b>	<b>sec</b>		<b>min</b>	<b>sec</b>		<b>min</b>	<b>sec</b>
Average Eff. Duration	3	41	Average Eff. Duration	3	29	Average Eff. Duration	3	51
Average Real Duration	5	19	Average Real Duration	4	57	Average Real Duration	5	40
Avr. Haime Duration		22,9	Avr. Haime Duration		22,7	Avr. Haime Duration		23,2
Avr. Matte Duration		11,4	Avr. Matte Duration		10,7	Avr. Matte Duration		12,1

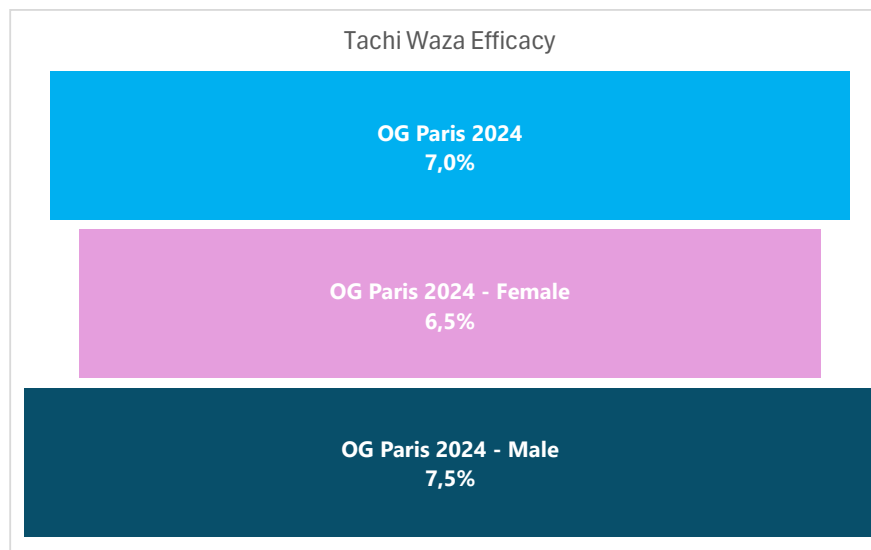
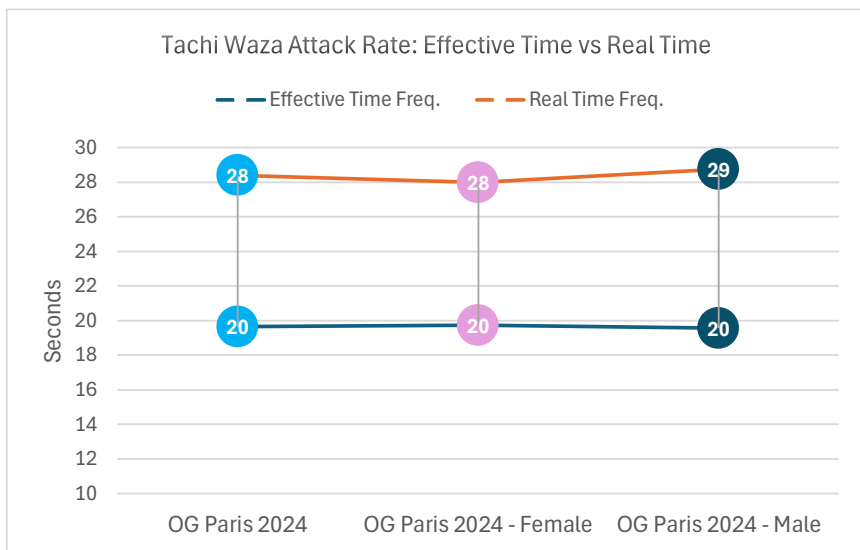
Golden Score Timing				
---------------------	--	--	--	--

Avr. Hajime Number: <b>1,6</b>			Avr. Hajime Number: <b>1,5</b>			Avr. Hajime Number: <b>1,8</b>		
	<b>min</b>	<b>sec</b>		<b>min</b>	<b>sec</b>		<b>min</b>	<b>sec</b>
Average Eff. Duration	0	33	Average Eff. Duration	0	29	Average Eff. Duration	0	36
Average Real Duration	0	33	Average Real Duration	0	43	Average Real Duration	0	56
Avr. Haime Duration		20,0	Avr. Haime Duration		20,0	Avr. Haime Duration		20,0
Avr. Matte Duration		12,6	Avr. Matte Duration		11,6	Avr. Matte Duration		13,4



## Comparative Stats per Gender

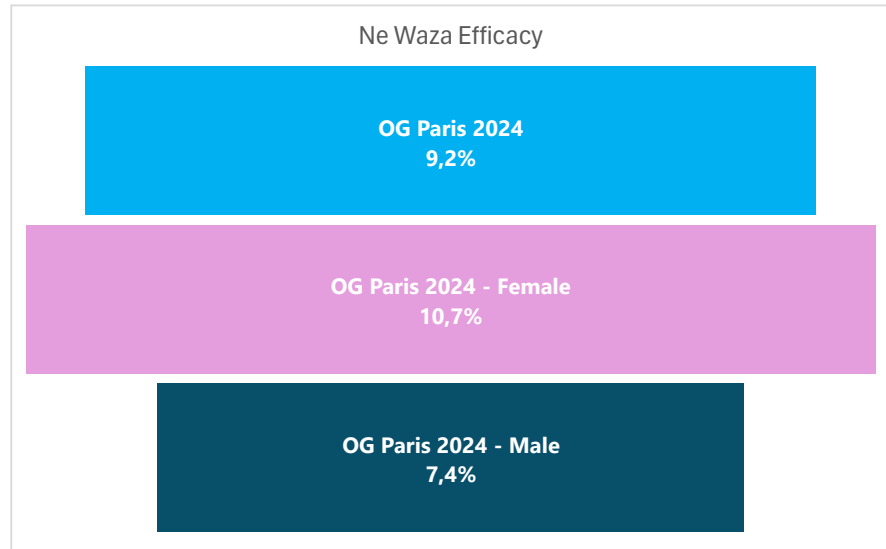
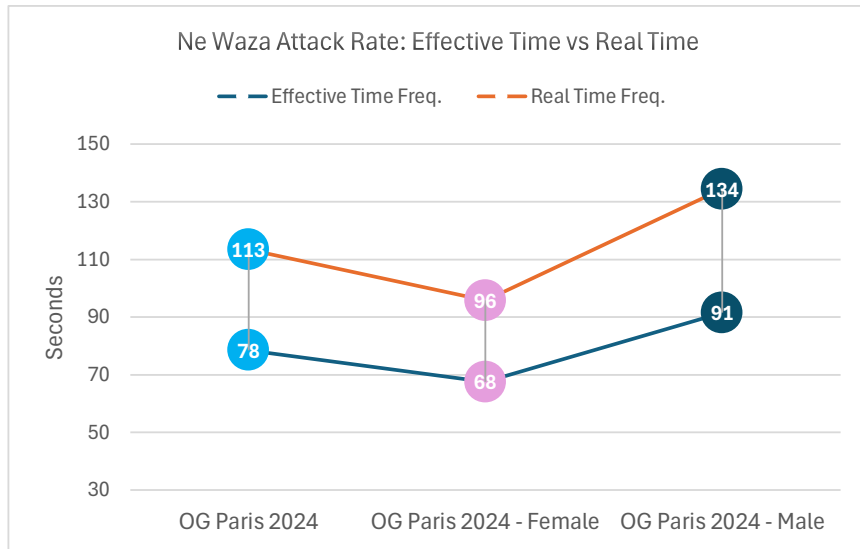
OG Paris 2024			vs	OG Paris 2024 - Female			vs	OG Paris 2024 - Male		
Contest Tachi Waza										
Tachi Waza - Attacks	4717			Tachi Waza - Attacks	2197			Tachi Waza - Attacks	2520	
Tachi Waza - Scores	331	7,0%	0,5%	Tachi Waza - Scores	143	6,5%	-0,4%	Tachi Waza - Scores	188	7,5%
Tachi Waza per Contest	11,2		0,6	Tachi Waza per Contest	10,6		-0,6	Tachi Waza per Contest	11,8	
TW Scores per Contest	0,8		0,1	TW Scores per Contest	0,7		-0,1	TW Scores per Contest	1	
Tachi Waza Timing (Frequency = 1 every N min&sec)										
	min	sec		min	sec		min	sec		
Effective Time Freq.	0	20		Effective Time Freq.	0	20		Effective Time Freq.	0	20
Score Eff. Time Freq.	4	40		Score Eff. Time Freq.	5	3		Score Eff. Time Freq.	4	22
Real Time Freq.	0	28		Real Time Freq.	0	28		Real Time Freq.	0	29
Score Real Time Freq.	6	45		Score Real Time Freq.	7	10		Score Real Time Freq.	6	25



# Comparative Stats per Gender

Average values in 21 Competitions

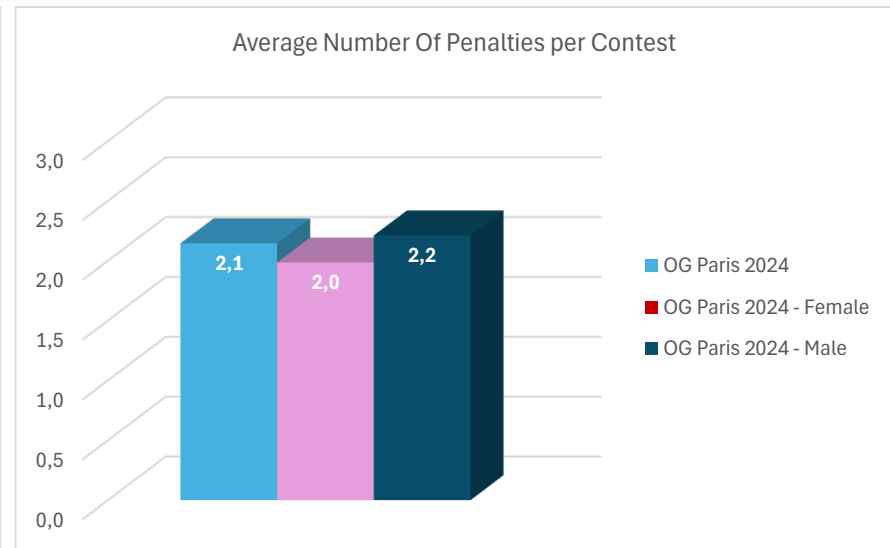
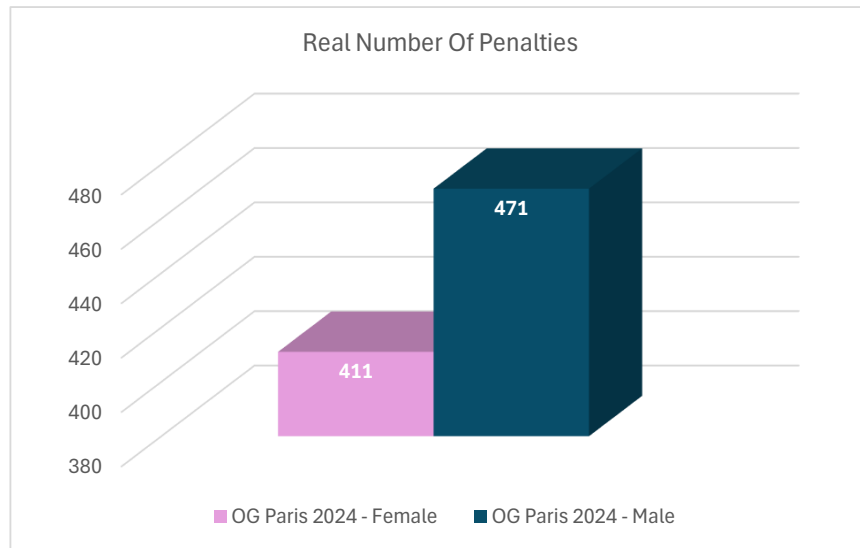
OG Paris 2024		vs	OG Paris 2024 - Female		vs	OG Paris 2024 - Male				
Contest Ne Waza										
Ne Waza - Attacks	1181		Ne Waza - Attacks	642		Ne Waza - Attacks	539			
Ne Waza - Scores	109	9,2%	-1,5%	Ne Waza - Scores	69	10,7%	1,8%	Ne Waza - Scores	40	7,4%
Ne Waza per Contest	2,8		-0,3	Ne Waza per Contest	3,1		0,3	Ne Waza per Contest	2,5	
NW Scores per Contest	0,3		-0,1	NW Scores per Contest	0,3		0,1	NW Scores per Contest	0,2	
Ne Waza Timing (Frequency = 1 every N min&sec)										
	min	sec		min	sec		min	sec		
Effective Time Freq.	1	18		Effective Time Freq.	1	8		Effective Time Freq.	1	31
Score Eff. Time Freq.	14	10		Score Eff. Time Freq.	10	28		Score Eff. Time Freq.	20	32
Real Time Freq.	1	53		Real Time Freq.	1	36		Real Time Freq.	2	14
Score Real Time Freq.	20	29		Score Real Time Freq.	14	51		Score Real Time Freq.	30	11



## Comparative Stats per Gender

Average values in 21 Competitions

OG Paris 2024		vs	OG Paris 2024 - Female		vs	OG Paris 2024 - Male		
Penalties								
Given Penalties	900		Given Penalties	420		Given Penalties	480	
Eliminated Penalties	18		Eliminated Penalties	9		Eliminated Penalties	9	
Real Penalties	882		Real Penalties	411		Real Penalties	471	
Penalties per Contest	2,1		Penalties per Contest	2,0		Penalties per Contest	2,2	
Penalty Timing (Frequency = 1 every N min&sec)								
	min	sec		min	sec		min	sec
Penalty Eff. Time Freq.	1	45	Penalty Eff. Time Freq.	1	45	Penalty Eff. Time Freq.	1	45
Penalty Real Time Freq.	2	32	Penalty Real Time Freq.	2	30	Penalty Real Time Freq.	2	34





## Paris Olympic Games Tachi Waza

Total Tachi Waza	48 Ippon	140 Waza Ari	204 Kinza	392 Tot.	Total Tachi Waza	38 Ippon	105 Waza Ari	189 Kinza	332 Tot.
Ouchi Gari	3	12	18	33	Ouchi Gari	2	12	26	40
Kouchi Gari	4	10	9	23	Kouchi Gari	1	7	15	23
Uchi Mata	0	11	11	22	Uchi Mata	2	10	9	21
Kosoto Gake	0	8	13	21	Kosoto Gake	1	7	10	18
Osoto Otoshi	4	6	10	20	Osoto Otoshi	3	4	10	17
Kosoto Gari	3	5	12	20	Kosoto Gari	2	4	10	16
Sumi Gaeshi	0	4	13	17	Sumi Gaeshi	1	1	14	16
Osoto Gari	2	6	7	15	Osoto Gari	3	6	4	13
Tani Otoshi	1	8	4	13	Tani Otoshi	1	7	5	13
Sumi Otoshi	1	3	8	12	Sumi Otoshi	4	2	5	11
Uchi Makikomi	1	4	6	11	Uchi Makikomi	3	4	3	10
Ippon Seoi Otoshi	1	3	7	11	Ippon Seoi Otoshi	1	4	5	10
Sode Tsurikomi Seoi Otoshi	4	2	4	10	Sode Tsurikomi Seoi Otoshi	1	5	3	9
Tai Otoshi	3	4	3	10	Tai Otoshi	1	3	5	9
Tomoe Nage	1	3	6	10	Tomoe Nage	0	2	6	8
Kouchi Makikomi	2	5	2	9	Kouchi Makikomi	2	2	3	7
Eri Seoi Otoshi	1	1	7	9	Eri Seoi Otoshi	1	2	4	7
Yoko Otoshi	1	1	6	8	Yoko Otoshi	1	1	5	7
Ura Nage	0	4	4	8	Ura Nage	0	0	7	7
Sasae Tsurikomi Ashi	0	1	7	8	Sasae Tsurikomi Ashi	1	2	2	5
Morote Seoi Otoshi	2	3	2	7	Morote Seoi Otoshi	1	2	2	5
Sode Tsurikomi Goshi	1	3	3	7	Sode Tsurikomi Goshi	0	3	2	5
Uchimata Makikomi	1	2	4	7	Uchimata Makikomi	0	2	3	5
Osoto Makikomi	0	2	5	7	Osoto Makikomi	0	1	4	5
Okuriashi Barai	1	4	1	6	Okuriashi Barai	1	2	1	4
Uchi Mata Sukashi	1	3	2	6	Uchi Mata Sukashi	0	1	3	4
Kata Guruma	2	2	0	4	Kata Guruma	0	0	4	4

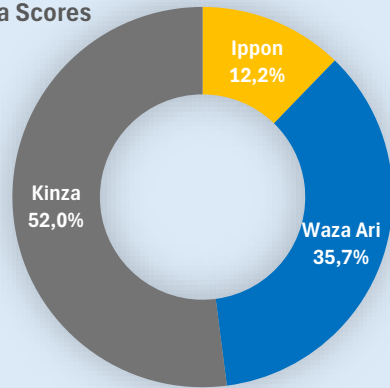
## Paris Olympic Games Tachi Waza

Tachi Waza	Ippon	Waza Ari	Kinza	Tot.	Tachi Waza	Ippon	Waza Ari	Kinza	Tot.
Harai Makikomi	1	2	1	4	Harai Makikomi	2	0	1	3
Yoko Tomoe Nage	0	2	2	4	Yoko Tomoe Nage	1	1	1	3
Hikikomi Gaeshi	0	2	2	4	Hikikomi Gaeshi	0	2	1	3
Ushiro Goshi	0	0	4	4	Ushiro Goshi	0	1	2	3
Uki Otoshi	1	2	0	3	Uki Otoshi	1	0	1	2
Gaeshi	1	1	1	3	Gaeshi	0	1	1	2
Ouchi Gaeshi	0	2	1	3	Ouchi Gaeshi	0	1	1	2
Soto Makikomi	0	1	2	3	Soto Makikomi	0	0	2	2
Yoko Guruma	0	0	3	3	Yoko Guruma	0	0	2	2
Yoko Gake	0	0	3	3	Yoko Gake	1	0	0	1
Ashi Guruma	1	1	0	2	Ashi Guruma	0	1	0	1
Deashi Barai	1	1	0	2	Deashi Barai	0	1	0	1
Uki Waza	1	0	1	2	Uki Waza	0	1	0	1
Harai Goshi	1	0	1	2	Harai Goshi	0	0	1	1
Tsuri Goshi	0	1	1	2	Tsuri Goshi	0	0	1	1
Ippon Seoi Nage	0	1	1	2	Ippon Seoi Nage	0	0	1	1
Utsuri Goshi	0	0	2	2	Utsuri Goshi	0	0	1	1
Daki Wakare	0	0	2	2	Daki Wakare	0	0	1	1
Uki Goshi	0	0	2	2	Uki Goshi	0	0	1	1
Obi Tori Gaeshi	1	0	0	1	Obi Tori Gaeshi	0	0	1	1
Tsubame Gaeshi	0	1	0	1	Tsubame Gaeshi				
O Goshi	0	1	0	1	O Goshi				
Koshi Guruma	0	1	0	1	Koshi Guruma				
Morote Seoi Nage	0	1	0	1	Morote Seoi Nage				
Eri Seoi Nage	0	0	1	1	Eri Seoi Nage				
Kouchi Gari Gaeshi					Kouchi Gari Gaeshi				
Hiza Guruma					Hiza Guruma				

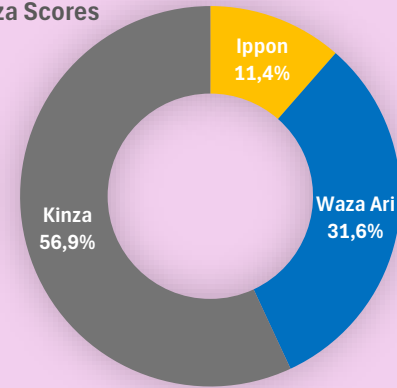
## Paris Olympic Games Tachi Waza

Tachi Waza	Ippon	Waza Ari	Kinza	Tot.	Tachi Waza	Ippon	Waza Ari	Kinza	Tot.
Tsurikomi Goshi					Tsurikomi Goshi				
Gyaku Seoi Otoshi					Gyaku Seoi Otoshi				
<b>Total</b>	<b>48</b>	<b>140</b>	<b>204</b>	<b>392</b>	<b>Total</b>	<b>38</b>	<b>105</b>	<b>189</b>	<b>332</b>

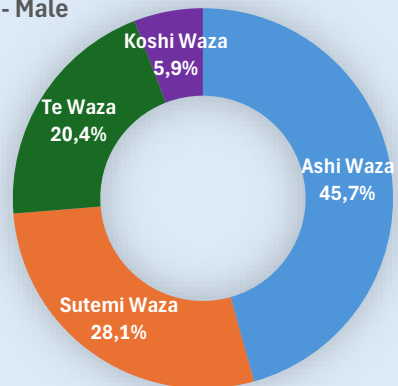
Classified Tachi Waza Scores  
Male



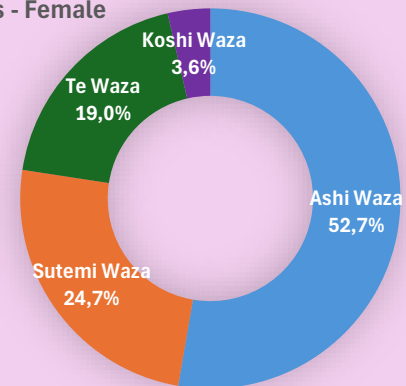
Classified Tachi Waza Scores  
Female



Tachi Waza Families - Male



Tachi Waza Families - Female

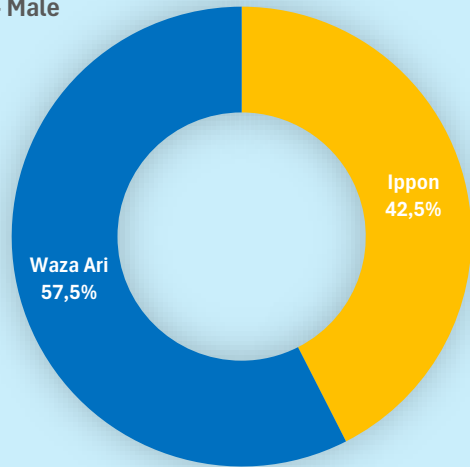


## Paris Olympic Games Ne Waza

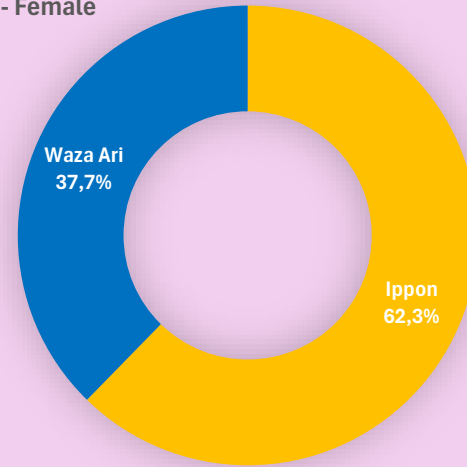
Total Ne Waza	17 Ippon	23 Waza Ari	0 No Score	40 Tot.	Total Ne Waza	43 Ippon	26 Waza Ari	0 No Score	69 Tot.
Ude Ishigi Juji Gatame	6	0	0	6	Ude Ishigi Juji Gatame	12	0	0	12
Kuzure Kami Shiho Gatame	3	3	0	6	Mune Gatame	6	5	0	11
Mune Gatame	1	4	0	5	Kuzure Kami Shiho Gatame	3	7	0	10
Kuzure Kesa Gatame	1	4	0	5	Kuzure Kesa Gatame	1	6	0	7
Ura Gatame	1	2	0	3	Hon Kesa Gatame	5	1	0	6
Tate Shiho Gatame	0	3	0	3	Ura Gatame	0	5	0	5
Okuri Eri Jime	2	0	0	2	Okuri Eri Koshi Jime	4	0	0	4
Sode Guruma Jime	2	0	0	2	Yoko Shiho Gatame	3	0	0	3
Sankaku Tate Shiho Gatame	0	2	0	2	Sankaku Tate Shiho Gatame	2	0	0	2
Ushiro Kesa Gatame	0	2	0	2	Okuri Eri Jime	2	0	0	2
Kata Gatame	0	2	0	2	Tate Shiho Gatame	1	1	0	2
Okuri Eri Koshi Jime	1	0	0	1	Kata Sankaku Gatame	1	0	0	1
Yoko Shiho Gatame	0	1	0	1	Sode Guruma Jime	1	0	0	1
					Kata Gatame	1	0	0	1
					Sankaku Jime	1	0	0	1
					Ushiro Kesa Gatame	0	1	0	1

## Paris Olympic Games Ne Waza

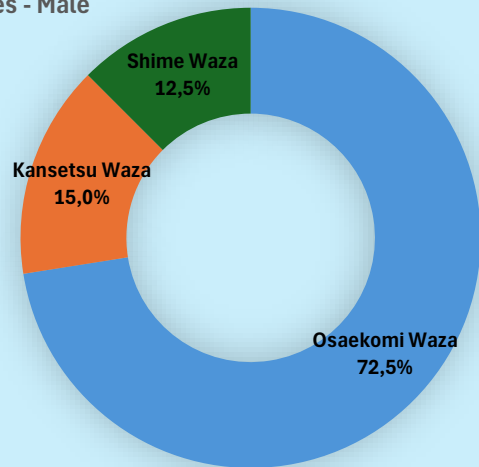
Ne Waza Scores - Male



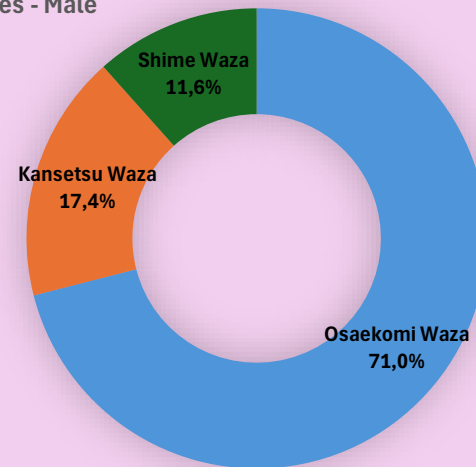
Ne Waza Scores - Female



Ne Waza Families - Male



Ne Waza Families - Female

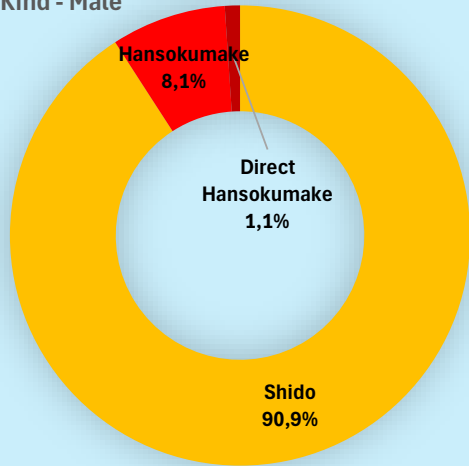


## Paris Olympic Games Penalties

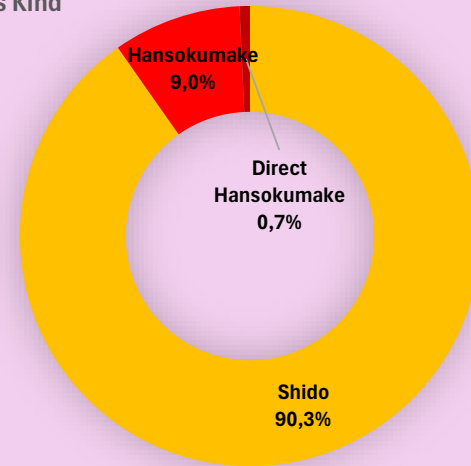
Total 480 9 428 39					Total 420 9 371 37				
Given Elim. Effective Effective					Given Elim. Effective Effective				
Penalty Penalties Penalties Shido HSK					Penalty Penalties Penalties Shido HSK				
No Combattivity	203	3	183	17	No Combattivity	141	5	118	18
Refuse The Grip	92	2	86	4	Refuse The Grip	124	1	119	4
False Attack	83	2	72	9	False Attack	61	1	54	6
Grip Below the Belt	22	0	19	3	Exit	19	1	16	2
Exit	19	1	18	0	Negative Judo	17	0	13	4
Negative Judo	8	0	8	0	Grip Below the Belt	16	0	15	1
Single Grip	8	0	8	0	One Side Grip	9	0	9	0
Two Sleeves Grip	7	0	7	0	Ducking Head	5	0	4	1
One Side Grip	5	0	4	1	Pistol Grip	5	1	4	0
Pistol Grip	5	0	5	0	Single Grip	4	0	4	0
Two Hands Defence	4	0	4	0	Diving	3	0	0	0
Diving	4	0	0	0	Grip Inside the Judogi	2	0	1	1
Locking the Head with Legs	3	0	2	1	Belt Grip	2	0	2	0
Grip Inside the Judogi	3	0	3	0	Finger Grip	2	0	2	0
Pushing Out	3	1	1	1	Two Hands Defence	2	0	2	0
Invalid Brek Grip	2	0	2	0	Two Sleeves Grip	2	0	2	0
Belt Grip	1	0	0	1	Locking the Head with Legs	1	0	1	0
Ducking Head	1	0	0	1	Pushing Out	1	0	1	0
No Fair-Play	1	0	0	1	Gyaku Seoi Otoshi	1	0	1	0
Finger Grip	1	0	1	0	Setching Leg in Shime Waza	1	0	1	0
Leg Entanglement	1	0	1	0	Kansetsu Waza in Tachi Waza	1	0	1	0
Poket Grip	1	0	1	0	Unspecified	1	0	1	0
Pushing Down	1	0	1	0					
Kansetsu Waza in Tachi Waza	1	0	1	0					
Unspecified	1	0	1	0					
<b>471</b> Total	<b>480</b>	<b>9</b>	<b>428</b>	<b>39</b>	<b>411</b> Total	<b>420</b>	<b>9</b>	<b>371</b>	<b>37</b>

# Paris Olympic Games Penalties

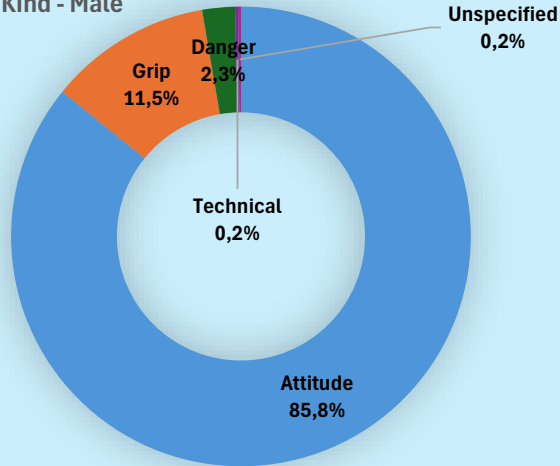
Given Penalties Kind - Male



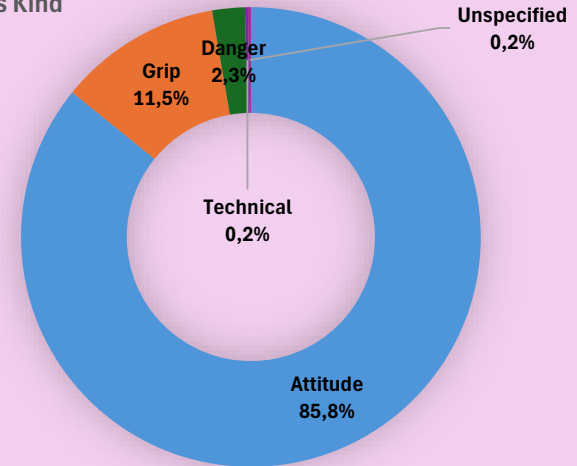
Given Penalties Kind



Given Penalties Kind - Male



Given Penalties Kind



## Chapter 2 - Comparative Statistics between Paris Olympic Games, Tokyo Olympic Games and One Year of IJF World Tour.

### Introduction

In the second chapter we will analyze the data recorded at the Paris and Tokyo Olympic Games together with the overall data of 21 competitions of the IJF World Tour.

The study gives us the opportunity to compare the two Olympic editions, which have a more uniform level towards the top with the average of the data collected in more heterogeneous competitions.

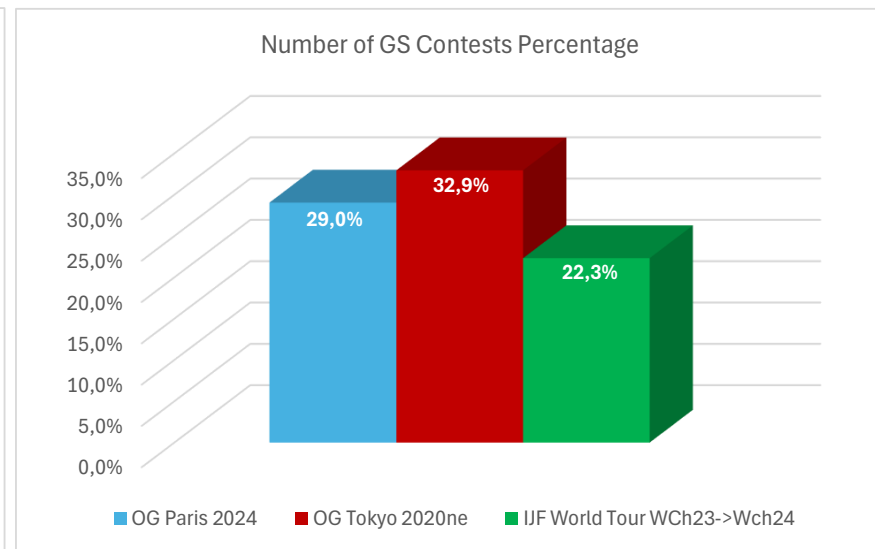
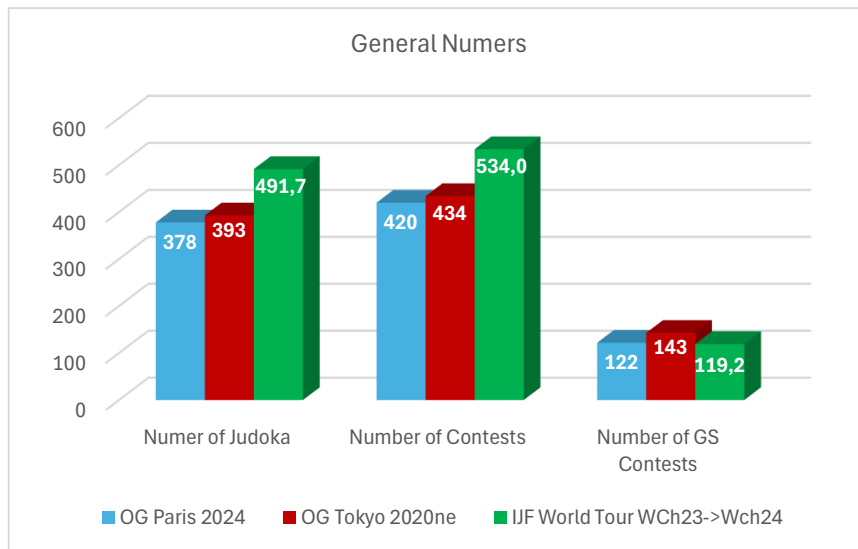
The differences in the regulations applied, however, still generate differences that provide interesting food for thought.



## Comparative Stats per Competition

OG Paris 2024		vs	OG Tokyo 2020ne		vs	IIF World Tour WCh23->Wch24	
Number of Countries	122	-7	Number of Countries	129		Number of Countries	74,3
Numer of Judoka	378	-15	Numer of Judoka	393		Numer of Judoka	491,7
Number of Contests	420	-14	Number of Contests	434		Number of Contests	534,0
Number of GS Contests	122    29,0%	-3,9%	Number of GS Contests	143    32,9%	6,7%	Number of GS Contests	119,2    22,3%

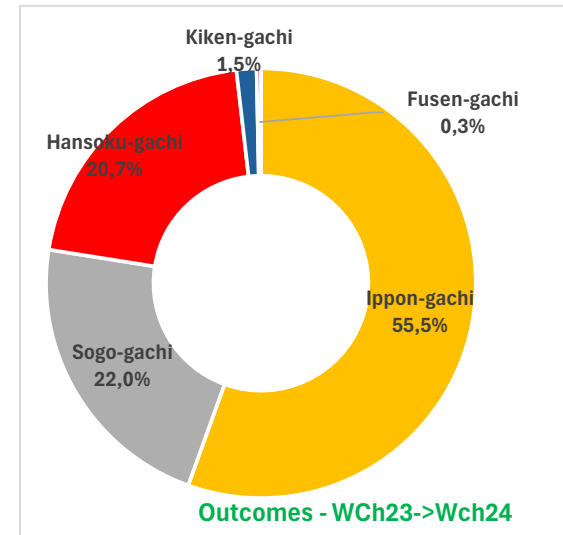
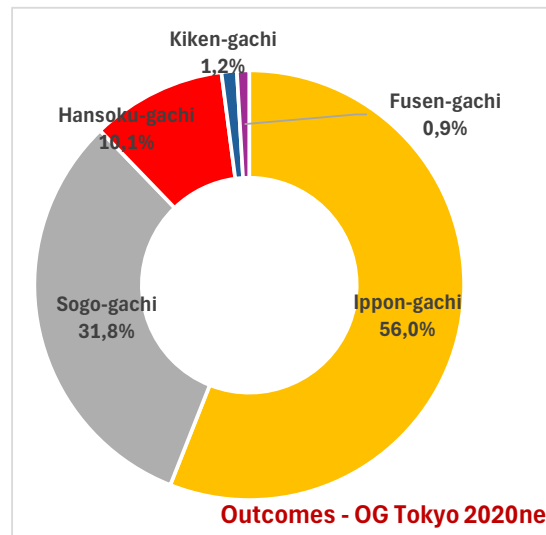
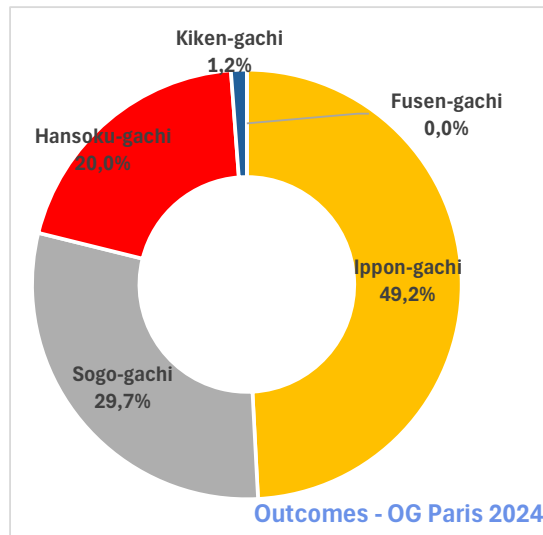
Average values in 21 Competitions



## Comparative Stats per Competition

Average values in 21 Competitions

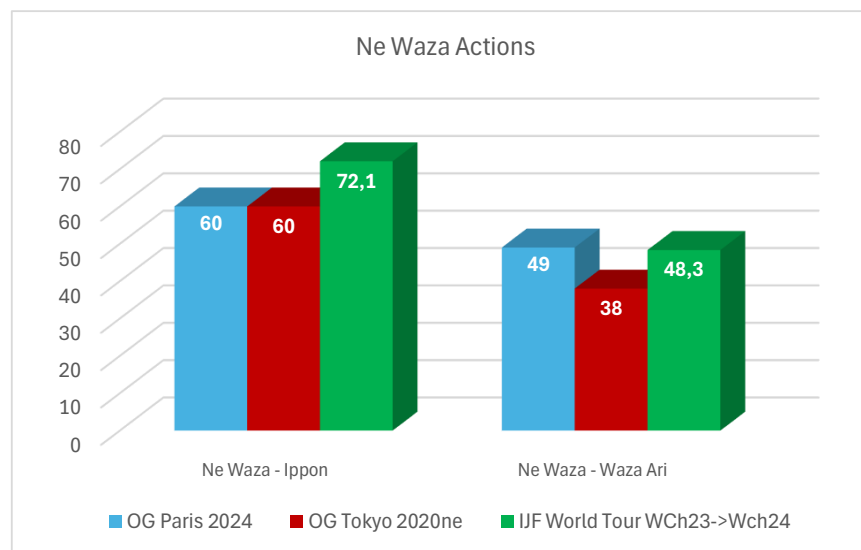
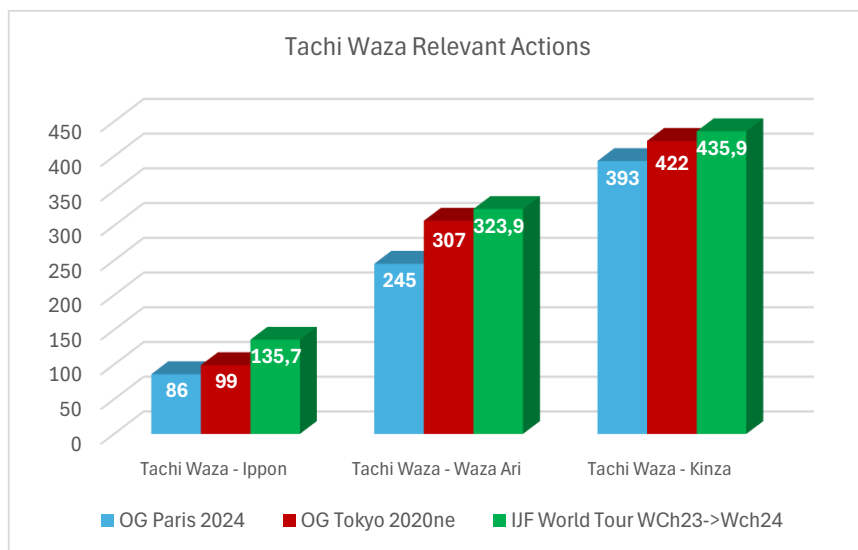
OG Paris 2024				vs	OG Tokyo 2020ne				vs	IJF World Tour WCh23->Wch24			
Kind of Contest Outcome													
Ippon-gachi	207	49,3%	-6,7%	Ippon-gachi	243	56,0%	-6,2%	Ippon-gachi	296,4	55,5%			
Sogo-gachi	125	29,8%	-2,0%	Sogo-gachi	138	31,8%	7,8%	Sogo-gachi	117,5	22,0%			
Hansoku-gachi	84	20,0%	9,9%	Hansoku-gachi	44	10,1%	-0,7%	Hansoku-gachi	110,4	20,7%			
Kiken-gachi	5	1,2%	0,0%	Kiken-gachi	5	1,2%	-0,3%	Kiken-gachi	8,0	1,5%			
Fusen-gachi	0	0,0%	-0,9%	Fusen-gachi	4	0,9%	-0,3%	Fusen-gachi	1,7	0,3%			



## Comparative Stats per Competition

Average values in 21 Competitions

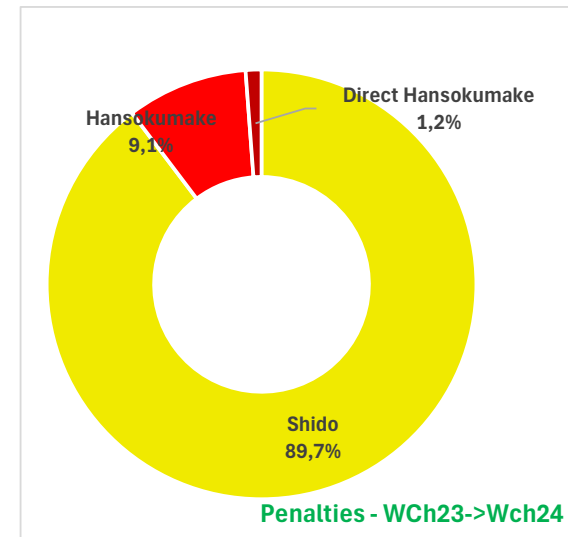
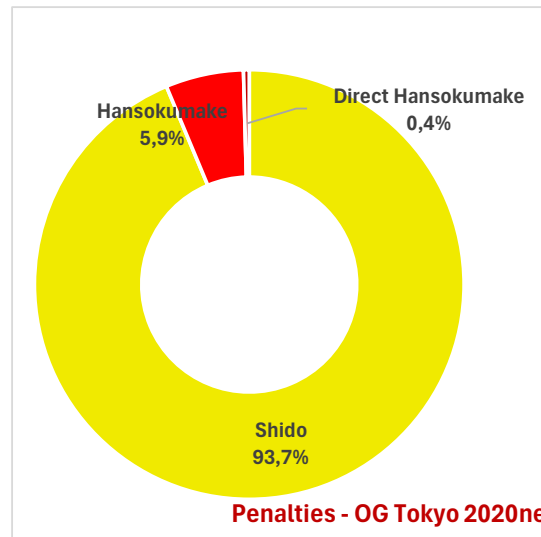
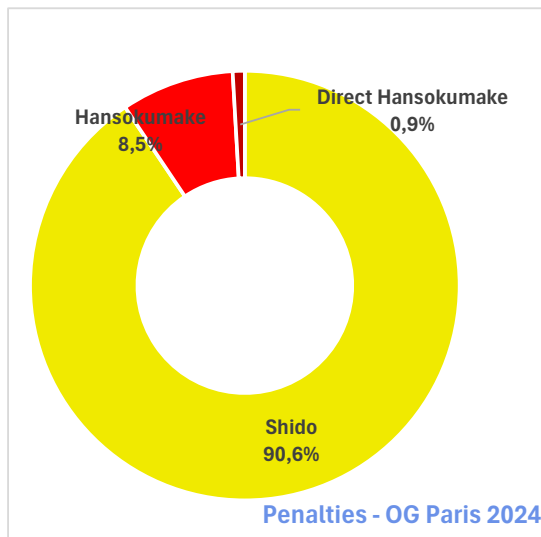
OG Paris 2024			vs	OG Tokyo 2020ne			vs	IJF World Tour WCh23->Wch24		
Kind of achieved Scores and Actions										
Tachi Waza - Ippon	86	1,8%	-0,4%	Tachi Waza - Ippon	99	2,2%	-0,4%	Tachi Waza - Ippon	135,7	2,2%
Tachi Waza - Waza Ari	245	5,2%	-1,6%	Tachi Waza - Waza Ari	307	6,8%	-0,1%	Tachi Waza - Waza Ari	323,9	5,3%
Tachi Waza - Kinza	393	8,3%	-0,9%	Tachi Waza - Kinza	422	9,3%	1,1%	Tachi Waza - Kinza	435,9	7,2%
Tachi Waza - No Score	3993	84,7%	2,9%	Tachi Waza - No Score	3720	81,8%	-0,6%	Tachi Waza - No Score	5170,4	85,2%
<b>Tachi Waza EFF.</b>	<b>7,0%</b>		<b>-1,9%</b>	<b>Tachi Waza EFF.</b>	<b>8,9%</b>		<b>-0,6%</b>	<b>Tachi Waza EFF.</b>	<b>7,6%</b>	
Ne Waza - Ippon	60	5,1%	-0,6%	Ne Waza - Ippon	60	5,7%	0,2%	Ne Waza - Ippon	72,1	4,9%
Ne Waza - Waza Ari	49	4,1%	0,6%	Ne Waza - Waza Ari	38	3,6%	0,9%	Ne Waza - Waza Ari	48,3	3,3%
Ne Waza - No Score	1072	90,8%	0,0%	Ne Waza - No Score	963	90,8%	-1,0%	Ne Waza - No Score	1347,7	91,8%
<b>Ne Waza EFF.</b>	<b>9,2%</b>		<b>0,0%</b>	<b>Ne Waza EFF.</b>	<b>9,2%</b>		<b>1,0%</b>	<b>Ne Waza EFF.</b>	<b>8,2%</b>	



## Comparative Stats per Competition

Average values in 21 Competitions

OG Paris 2024				vs	OG Tokyo 2020ne				vs	IJF World Tour WCh23->Wch24			
Kind of Penalties													
Shido	799	90,6%	-3,1%	Shido	654	93,7%	0,9%	Shido	961,2	89,7%			
Hansokumake	75	8,5%	2,6%	Hansokumake	41	5,9%	-0,6%	Hansokumake	97,7	9,1%			
Direct Hansokumake	8	0,9%	0,5%	Direct Hansokumake	3	0,4%	-0,3%	Direct Hansokumake	12,7	1,2%			



## Comparative Stats per Competition

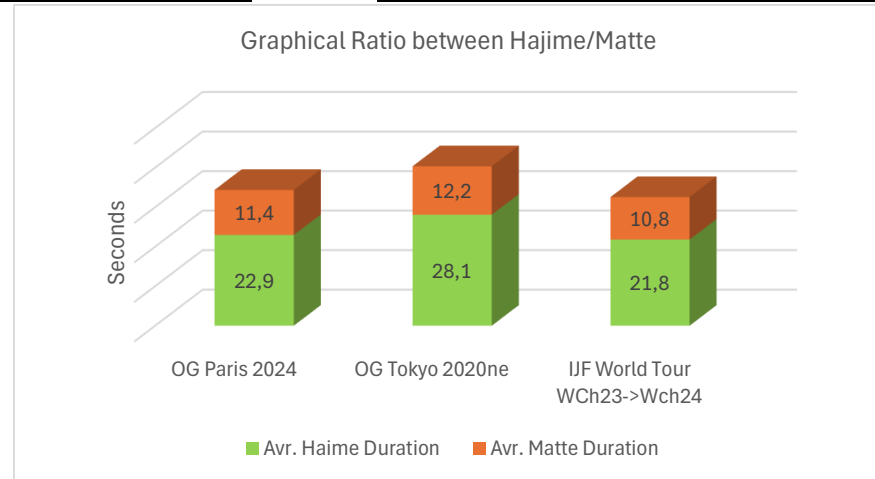
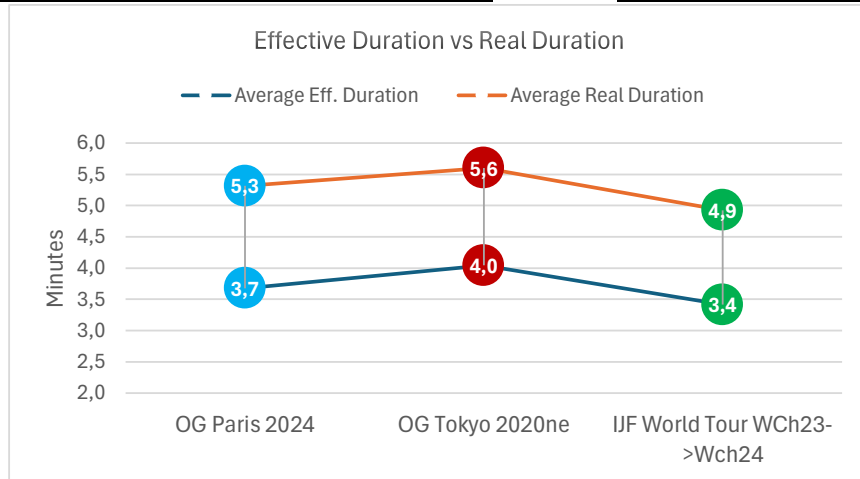
Average values in 21 Competitions

<b>OG Paris 2024</b>	vs	<b>OG Tokyo 2020ne</b>	vs	<b>IJF World Tour WCh23-&gt;Wch24</b>
<b>Contests Timing</b>				

<b>Avr. Hajime Number: 9,6</b>	<b>Avr. Hajime Number: 8,6</b>	<b>Avr. Hajime Number: 9,4</b>
<b>min      sec</b>	<b>min      sec</b>	<b>min      sec</b>
Average Eff. Duration    3      41	Average Eff. Duration    4      3	Average Eff. Duration    3      25
Average Real Duration    5      19	Average Real Duration    5      36	Average Real Duration    4      55
Avr. Haime Duration      22,9	Avr. Haime Duration      28,1	Avr. Haime Duration      21,8
Avr. Matte Duration      11,4	Avr. Matte Duration      12,2	Avr. Matte Duration      10,8

### Golden Score Timing

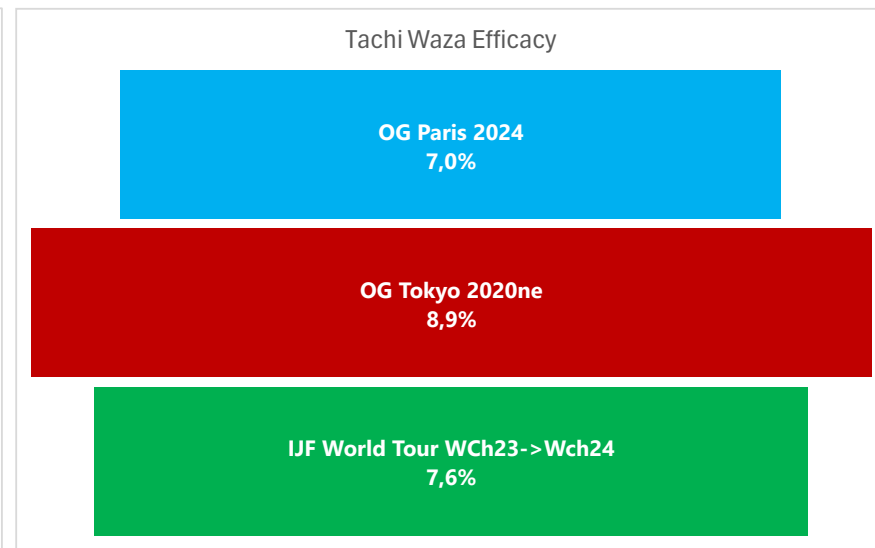
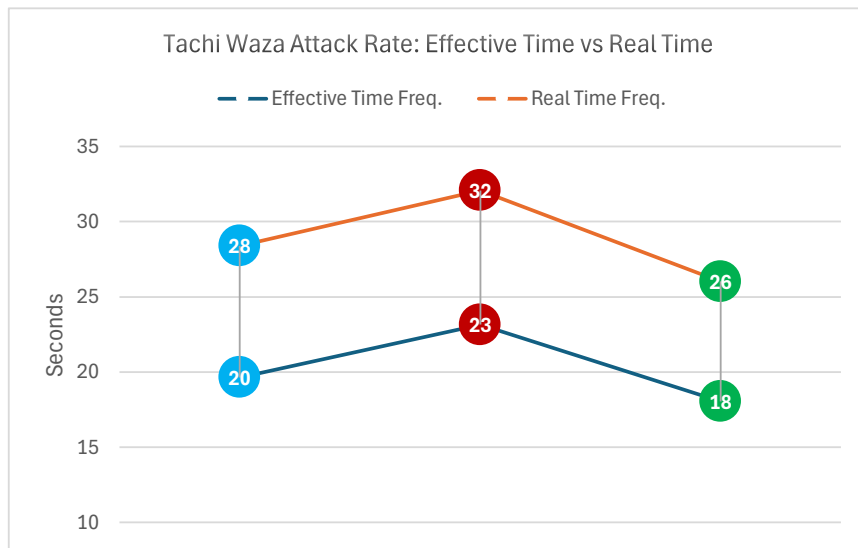
<b>Avr. Hajime Number: 1,6</b>	<b>Avr. Hajime Number: 2,1</b>	<b>Avr. Hajime Number: 1,3</b>
<b>min      sec</b>	<b>min      sec</b>	<b>min      sec</b>
Average Eff. Duration    0      33	Average Eff. Duration    0      51	Average Eff. Duration    0      24
Average Real Duration    0      33	Average Real Duration    1      16	Average Real Duration    0      37
Avr. Haime Duration      20,0	Avr. Haime Duration      24,6	Avr. Haime Duration      18,6
Avr. Matte Duration      12,6	Avr. Matte Duration      14,7	Avr. Matte Duration      11,9



## Comparative Stats per Competition

Average values in 21 Competitions


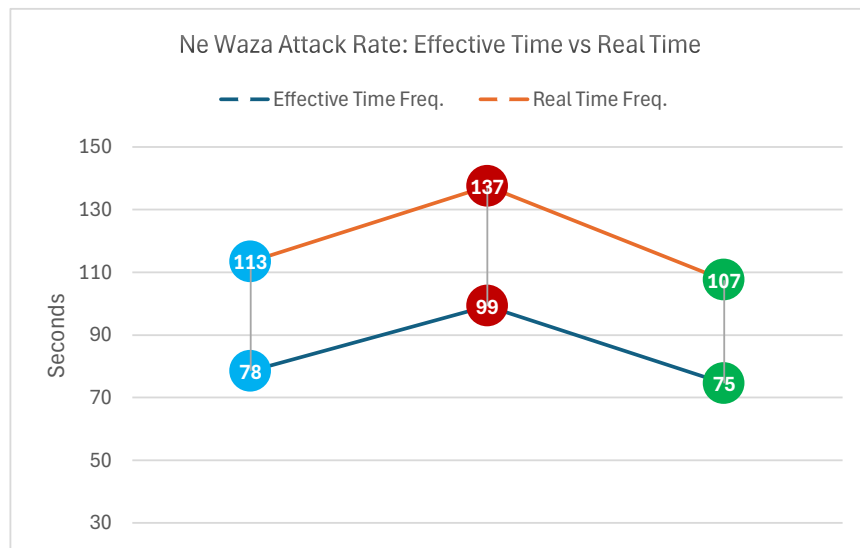
OG Paris 2024		vs		OG Tokyo 2020ne		vs		IJF World Tour WCh23->Wch24		
Contest Tachi Waza										
Tachi Waza - Attacks	4717			Tachi Waza - Attacks	4548			Tachi Waza - Attacks	6065,8	
Tachi Waza - Scores	331	7,0%	-1,9%	Tachi Waza - Scores	406	8,9%	-0,6%	Tachi Waza - Scores	459,5	7,6%
Tachi Waza per Contest	11,2		0,8	Tachi Waza per Contest	10,5		-0,1	Tachi Waza per Contest	11,4	
TW Scores per Contest	0,8		-0,1	TW Scores per Contest	0,9		-0,1	TW Scores per Contest	0,9	
Tachi Waza Timing (Frequency = 1 every N min&sec)										
	min	sec		min	sec		min	sec		
Effective Time Freq.	0	20		Effective Time Freq.	0	23		Effective Time Freq.	0	18
Score Eff. Time Freq.	4	40		Score Eff. Time Freq.	4	19		Score Eff. Time Freq.	3	58
Real Time Freq.	0	28		Real Time Freq.	0	32		Real Time Freq.	0	26
Score Real Time Freq.	6	45		Score Real Time Freq.	5	59		Score Real Time Freq.	5	43



## Comparative Stats per Competition

Average values in 21 Competitions

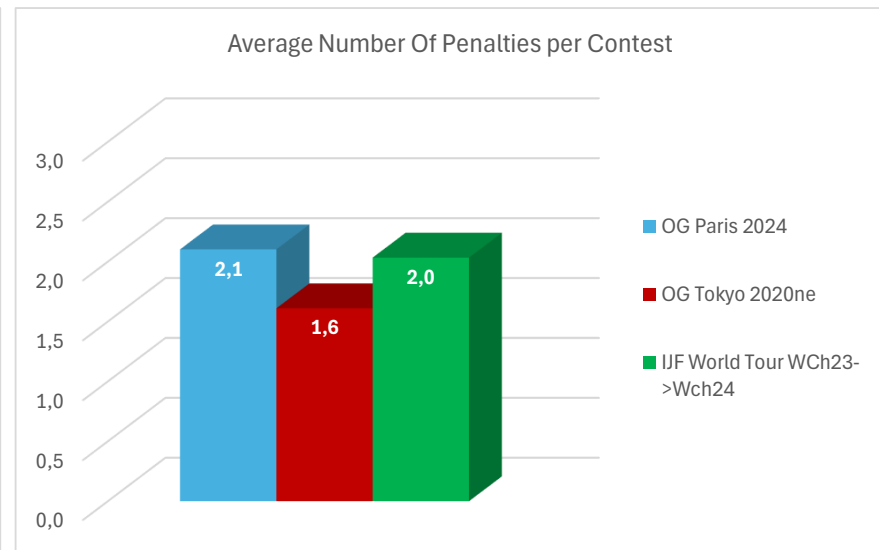
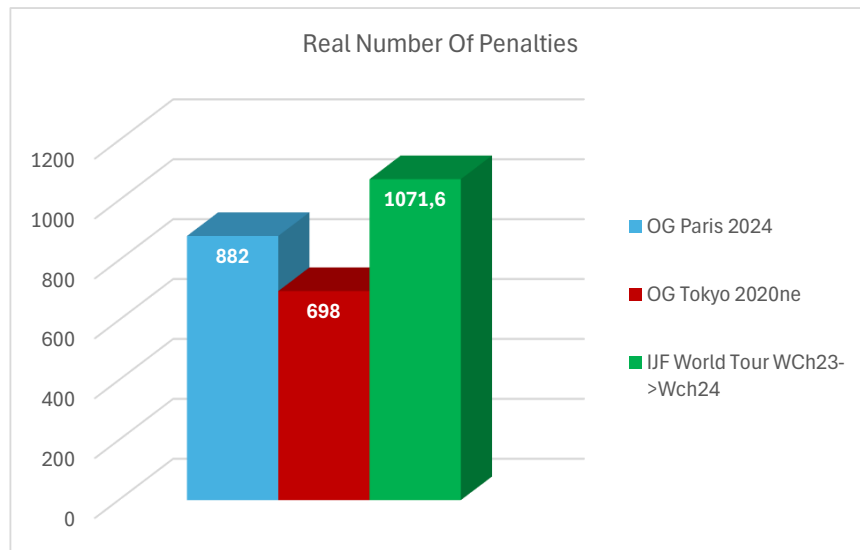
OG Paris 2024		vs	OG Tokyo 2020ne		vs	IJF World Tour WCh23->Wch24				
Contest Ne Waza										
Ne Waza - Attacks	1181		Ne Waza - Attacks	1061		Ne Waza - Attacks	1468,1			
Ne Waza - Scores	109	9,2%	0,0%	Ne Waza - Scores	98	9,2%	1,0%	Ne Waza - Scores	120,4	8,2%
Ne Waza per Contest	2,8		0,4	Ne Waza per Contest	2,4		0,1	Ne Waza per Contest	2,7	
NW Scores per Contest	0,3		0,0	NW Scores per Contest	0,2		0,0	NW Scores per Contest	0,2	
Ne Waza Timing (Frequency = 1 every N min&sec)										
	min	sec		min	sec		min	sec		
Effective Time Freq.	1	18		Effective Time Freq.	1	39		Effective Time Freq.	1	15
Score Eff. Time Freq.	14	10		Score Eff. Time Freq.	17	54		Score Eff. Time Freq.	15	9
Real Time Freq.	1	53		Real Time Freq.	2	17		Real Time Freq.	1	47
Score Real Time Freq.	20	29		Score Real Time Freq.	24	48		Score Real Time Freq.	21	50



## Comparative Stats per Competition

Average values in 21 Competitions

OG Paris 2024		vs	OG Tokyo 2020ne		vs	IJF World Tour WCh23->Wch24		
Penalties								
Given Penalties	900		Given Penalties	709		Given Penalties	1086,1	
Eliminated Penalties	18		Eliminated Penalties	11		Eliminated Penalties	14,5	
Real Penalties	882		Real Penalties	698		Real Penalties	1071,6	
Penalties per Contest	2,1		Penalties per Contest	1,6		Penalties per Contest	2,0	
Penalty Timing (Frequency = 1 every N min&sec)								
	<b>min</b>	<b>sec</b>		<b>min</b>	<b>sec</b>		<b>min</b>	<b>sec</b>
Penalty Eff. Time Freq.	1	45	Penalty Eff. Time Freq.	2	31	Penalty Eff. Time Freq.	1	42
Penalty Real Time Freq.	2	32	Penalty Real Time Freq.	3	29	Penalty Real Time Freq.	2	27





## Chapter 3 - Comparative Statistics by Weight Category.

### Introduction

In this third and more substantial chapter we go into the specifics of the Weight Categories and their statistical numbers.

Thanks to this detailed study we can thoroughly analyze the performance model of each weight category and we can more easily identify the analogies and differences between them.

The possibility of comparing the data of the Paris Olympic Games with other competitions will certainly provide interesting food for thought.

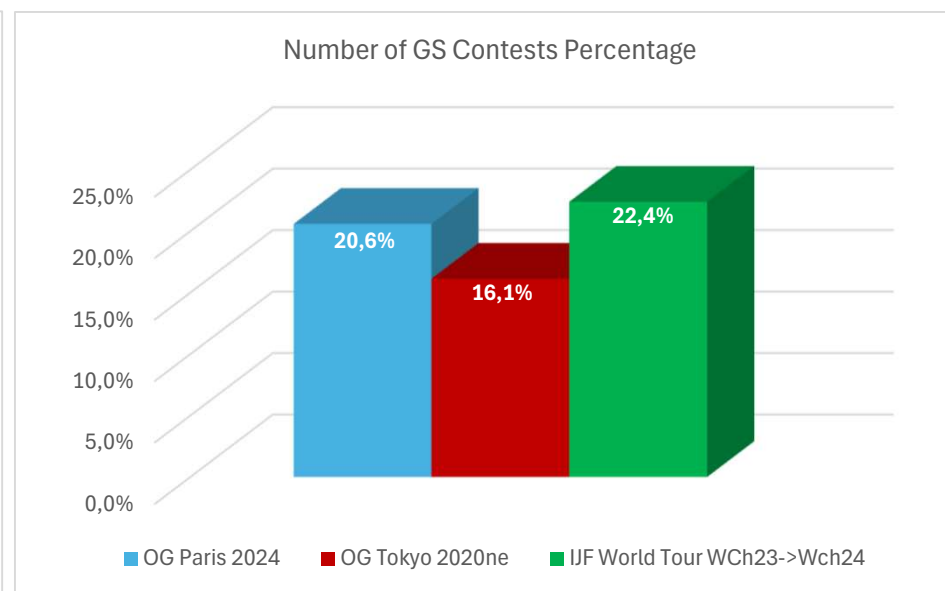
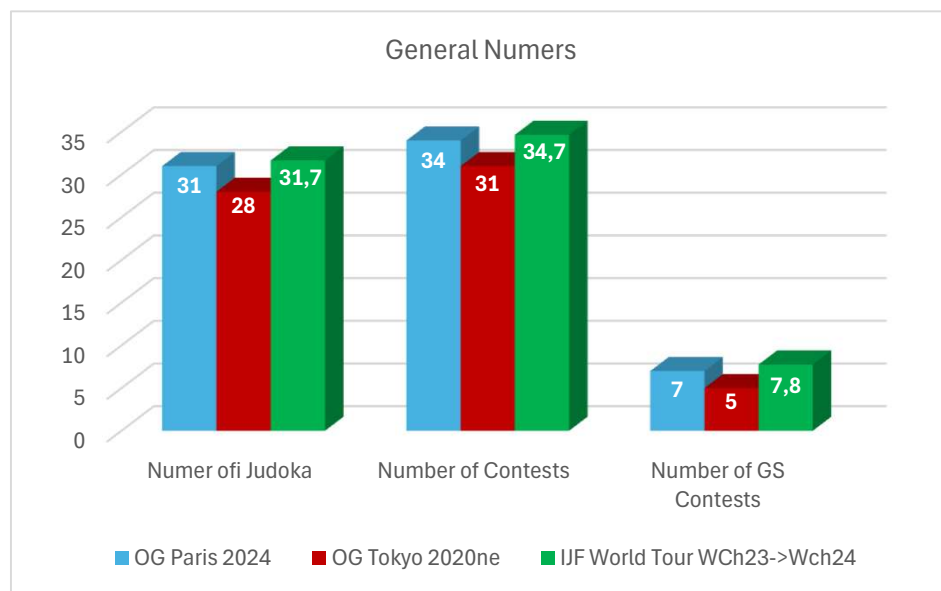
As always, we leave the interpretations to each of you who with your expertise will draw your own conclusions.

# Comparative Stats per Weight Category

48

Average values in 21 Competitions

OG Paris 2024		vs	OG Tokyo 2020ne		vs	IJF World Tour WCh23->Wch24	
Numer of Judoka	31	3	Numer of Judoka	28	-0,7	Numer of Judoka	31,7
Number of Contests	34	3	Number of Contests	31	-0,7	Number of Contests	34,7
Number of GS Contests	7 20,6%	4,5%	Number of GS Contests	5 16,1%	-1,8%	Number of GS Contests	7,8 22,4%

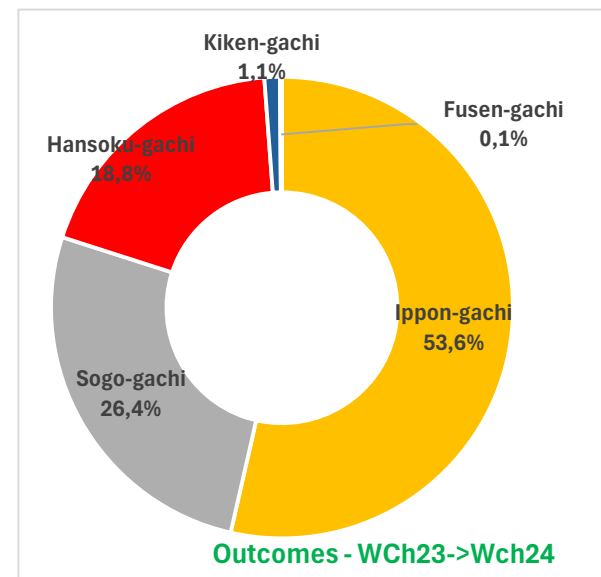
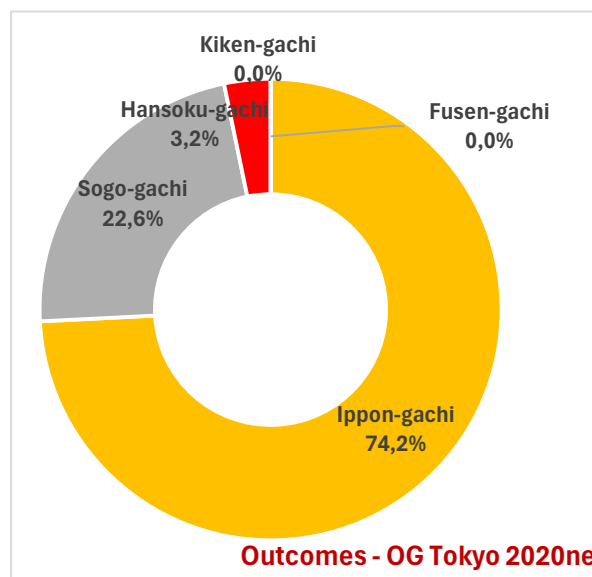
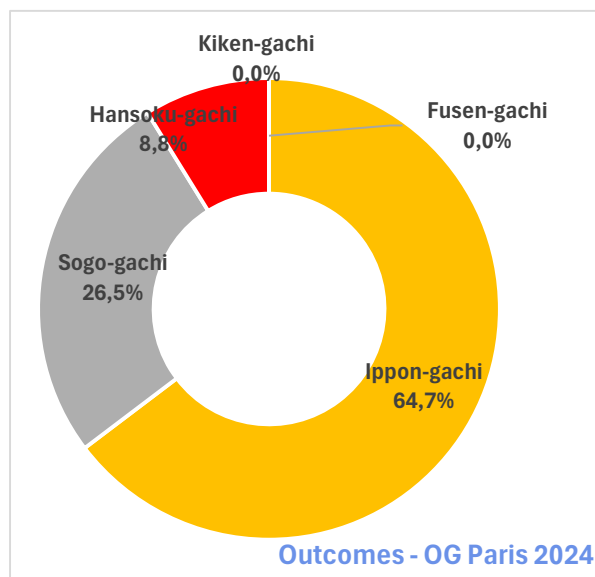


# Comparative Stats per Weight Category

48

Average values in 21 Competitions

OG Paris 2024		vs	OG Tokyo 2020ne		vs	IJF World Tour WCh23->Wch24	
Kind of Contest Outcome							
Ippon-gachi	22 64,7%	-9,5%	Ippon-gachi	23 74,2%	11,1%	Ippon-gachi	18,6 53,6%
Sogo-gachi	9 26,5%	3,9%	Sogo-gachi	7 22,6%	0,1%	Sogo-gachi	9,1 26,4%
Hansoku-gachi	3 8,8%	5,6%	Hansoku-gachi	1 3,2%	-10,0%	Hansoku-gachi	6,5 18,8%
Kiken-gachi	0 0,0%	0,0%	Kiken-gachi	0 0,0%	-1,1%	Kiken-gachi	0,4 1,1%
Fusen-gachi	0 0,0%	0,0%	Fusen-gachi	0 0,0%	-0,1%	Fusen-gachi	0,0 0,1%

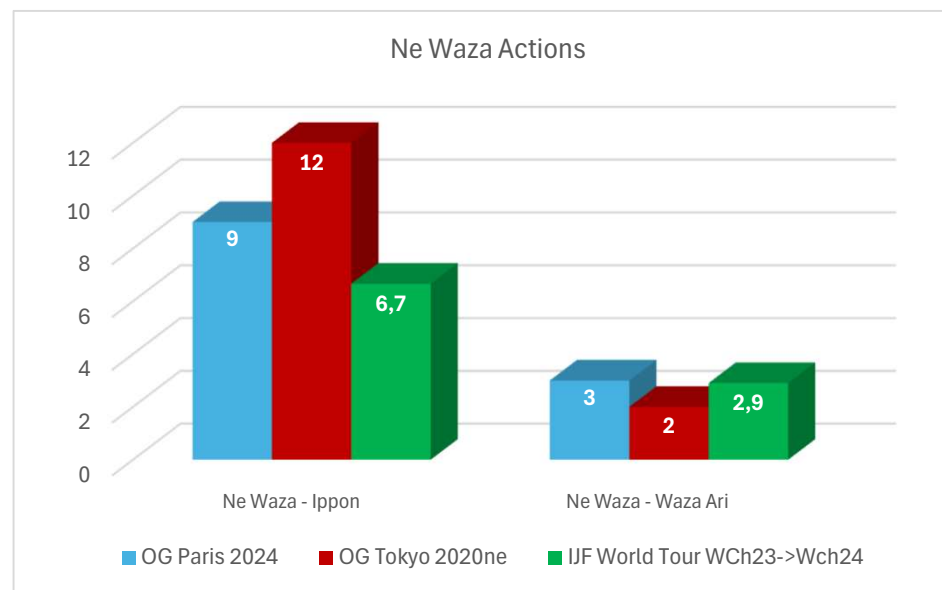
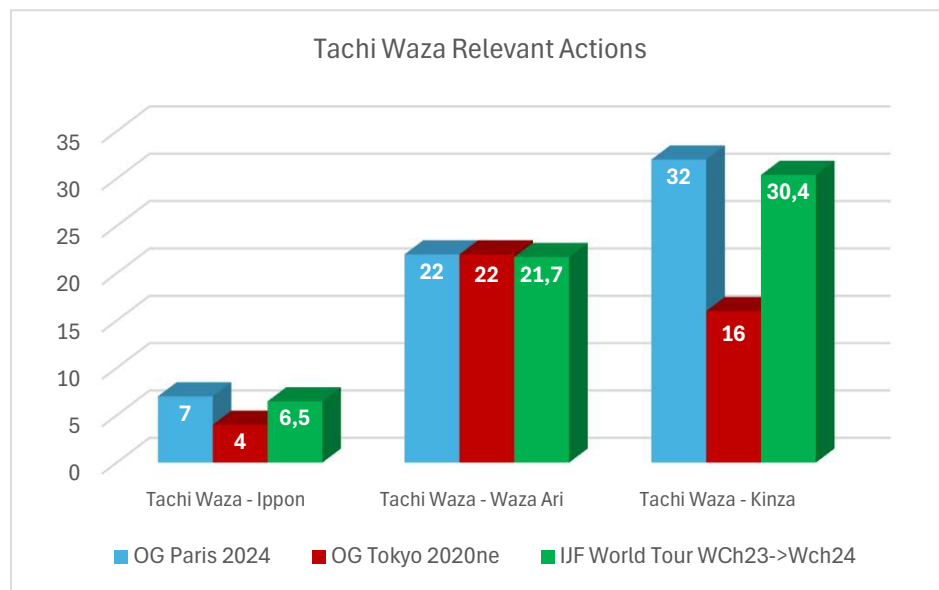


# Comparative Stats per Weight Category

# 48

Average values in 21 Competitions

OG Paris 2024			vs	OG Tokyo 2020ne			vs	IJF World Tour WCh23->Wch24		
Kind of achieved Scores and Actions										
Tachi Waza - Ippon	7	1,8%	0,3%	Tachi Waza - Ippon	4	1,5%	0,3%	Tachi Waza - Ippon	6,5	1,5%
Tachi Waza - Waza Ari	22	5,8%	-2,4%	Tachi Waza - Waza Ari	22	8,2%	0,6%	Tachi Waza - Waza Ari	21,7	5,2%
Tachi Waza - Kinza	32	8,4%	2,4%	Tachi Waza - Kinza	16	6,0%	1,1%	Tachi Waza - Kinza	30,4	7,2%
Tachi Waza - No Score	321	84,0%	-0,3%	Tachi Waza - No Score	226	84,3%	-2,0%	Tachi Waza - No Score	361,8	86,1%
<b>Tachi Waza EFF.</b>	<b>7,6%</b>		<b>-2,1%</b>	<b>Tachi Waza EFF.</b>	<b>9,7%</b>		<b>0,9%</b>	<b>Tachi Waza EFF.</b>	<b>6,7%</b>	
Ne Waza - Ippon	9	7,1%	-6,3%	Ne Waza - Ippon	12	13,5%	2,2%	Ne Waza - Ippon	6,7	4,9%
Ne Waza - Waza Ari	3	2,4%	0,1%	Ne Waza - Waza Ari	2	2,2%	0,2%	Ne Waza - Waza Ari	2,9	2,1%
Ne Waza - No Score	114	90,5%	6,2%	Ne Waza - No Score	75	84,3%	-2,5%	Ne Waza - No Score	126,0	92,9%
<b>Ne Waza EFF.</b>	<b>9,5%</b>		<b>-6,2%</b>	<b>Ne Waza EFF.</b>	<b>15,7%</b>		<b>2,5%</b>	<b>Ne Waza EFF.</b>	<b>7,1%</b>	

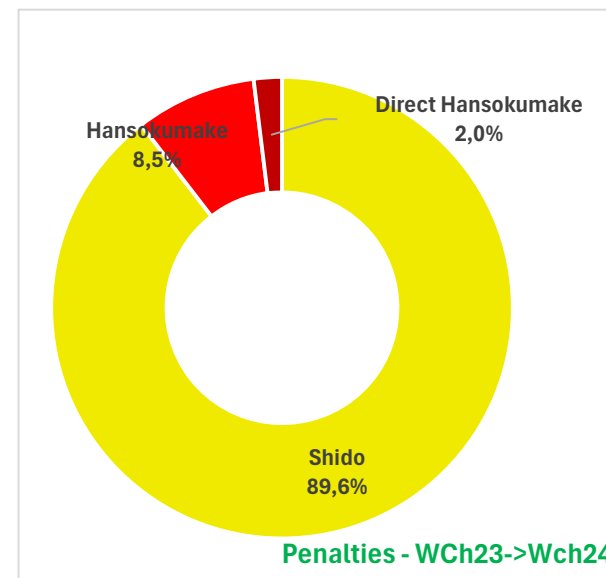
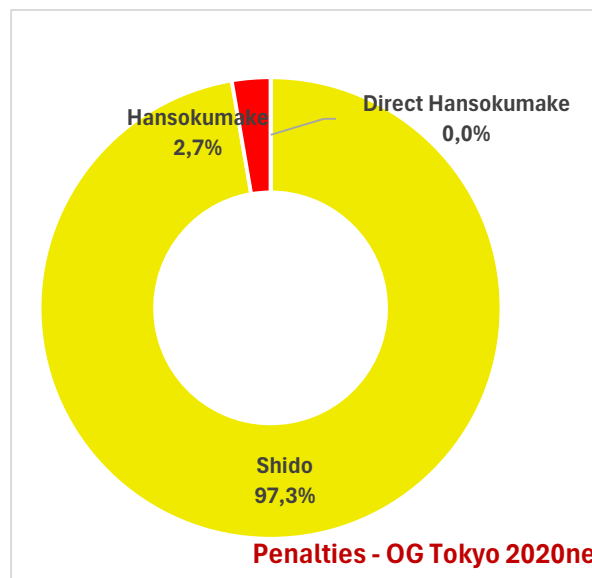
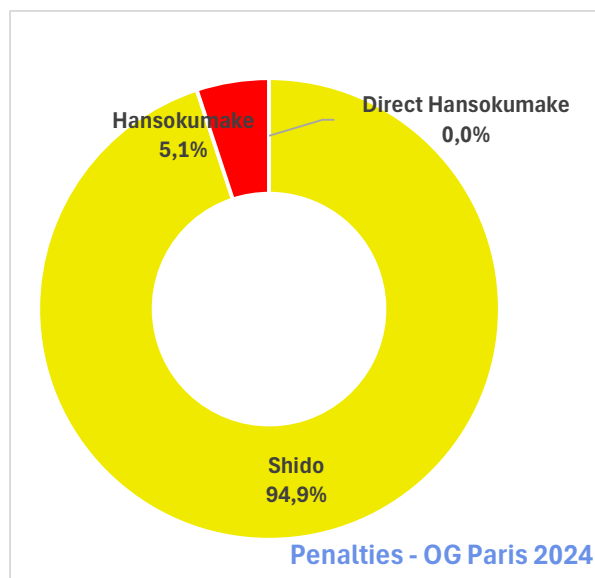


# Comparative Stats per Weight Category

48

Average values in 21 Competitions

OG Paris 2024			vs	OG Tokyo 2020ne			vs	IJF World Tour WCh23->Wch24		
Kind of Penalties										
Shido	56	94,9%	-2,4%	Shido	36	97,3%	5,4%	Shido	56,4	89,6%
Hansokumake	3	5,1%	2,4%	Hansokumake	1	2,7%	-3,4%	Hansokumake	5,3	8,5%
Direct Hansokumake	0	0,0%	0,0%	Direct Hansokumake	0	0,0%	-2,0%	Direct Hansokumake	1,2	2,0%



# Comparative Stats per Weight Category 48

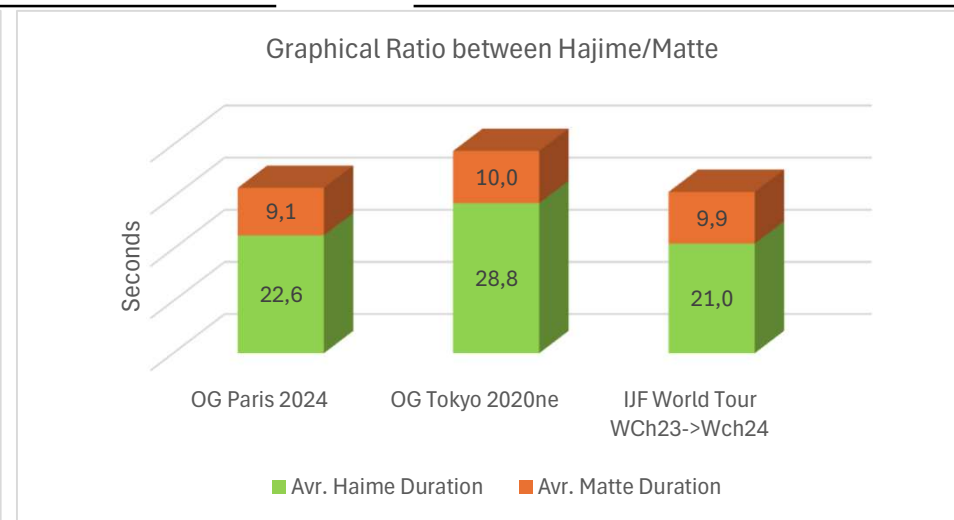
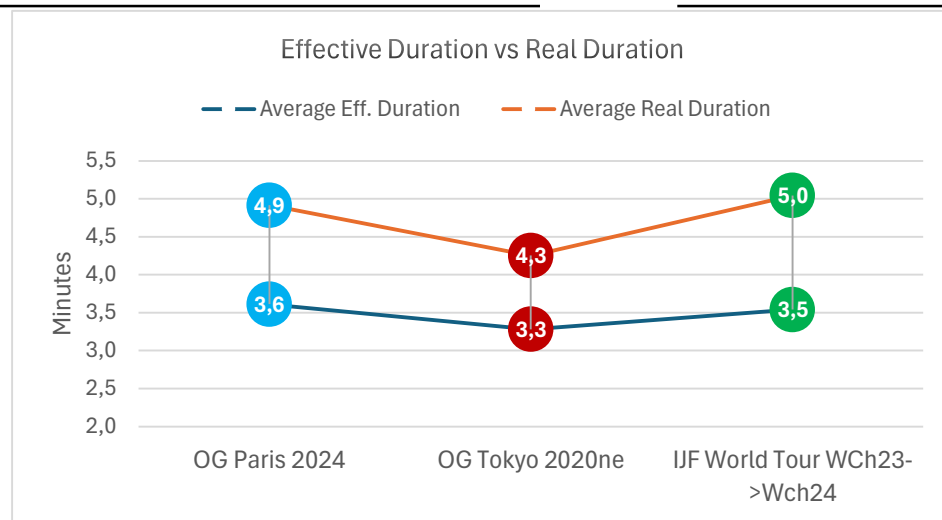
Average values in 21 Competitions

<b>OG Paris 2024</b>	vs	<b>OG Tokyo 2020ne</b>	vs	<b>IJF World Tour WCh23-&gt;Wch24</b>
<b>Contests Timing</b>				

OG Paris 2024			OG Tokyo 2020ne			IJF World Tour WCh23->Wch24		
Avr. Hajime Number: <b>9,6</b>			Avr. Hajime Number: <b>6,8</b>			Avr. Hajime Number: <b>10,1</b>		
	min	sec		min	sec		min	sec
Average Eff. Duration	3	37	Average Eff. Duration	3	17	Average Eff. Duration	3	32
Average Real Duration	4	55	Average Real Duration	4	15	Average Real Duration	5	3
Avr. Haime Duration		22,6	Avr. Haime Duration		28,8	Avr. Haime Duration		21,0
Avr. Matte Duration		9,1	Avr. Matte Duration		10,0	Avr. Matte Duration		9,9

<b>Golden Score Timing</b>								
----------------------------	--	--	--	--	--	--	--	--

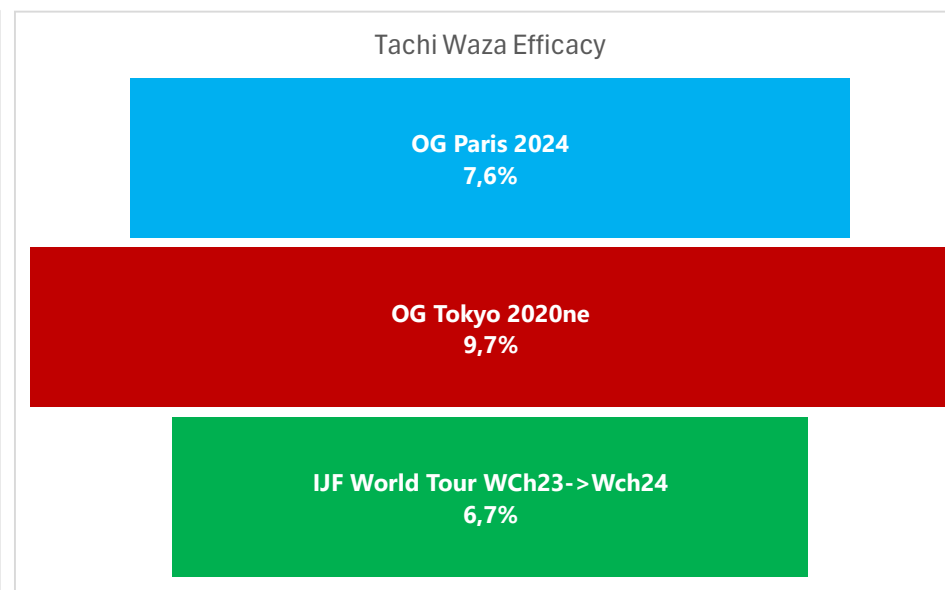
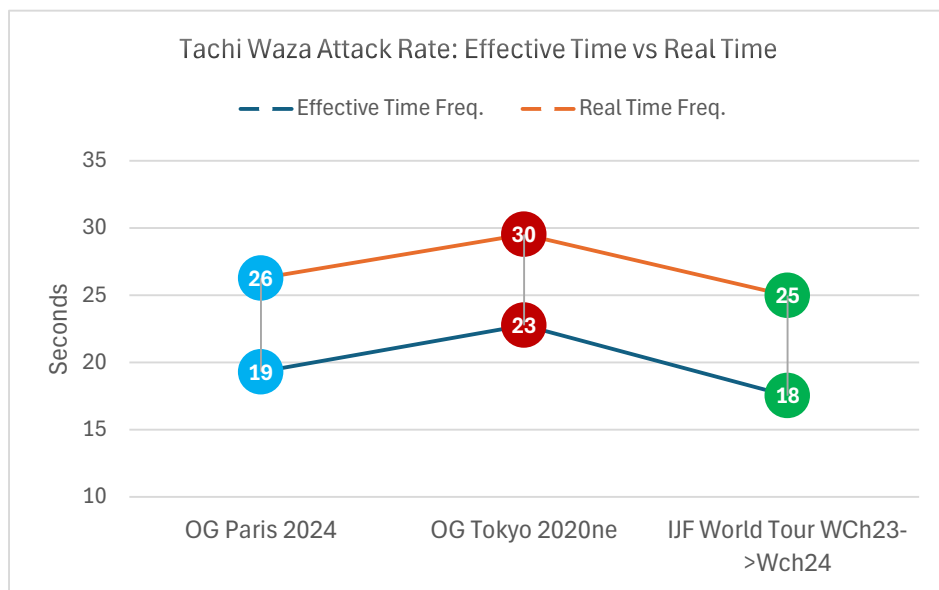
OG Paris 2024			OG Tokyo 2020ne			IJF World Tour WCh23->Wch24		
Avr. Hajime Number: <b>1,2</b>			Avr. Hajime Number: <b>0,6</b>			Avr. Hajime Number: <b>1,6</b>		
	min	sec		min	sec		min	sec
Average Eff. Duration	0	23	Average Eff. Duration	0	15	Average Eff. Duration	0	29
Average Real Duration	0	32	Average Real Duration	0	20	Average Real Duration	0	45
Avr. Haime Duration		19,2	Avr. Haime Duration		23,9	Avr. Haime Duration		18,4
Avr. Matte Duration		9,7	Avr. Matte Duration		11,4	Avr. Matte Duration		11,0



# Comparative Stats per Weight Category 48

Average values in 21 Competitions

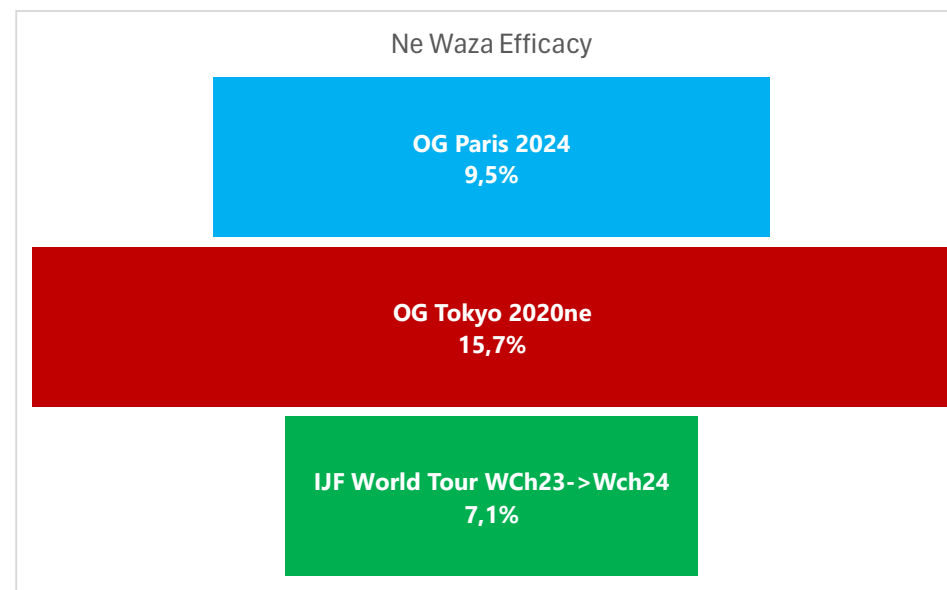
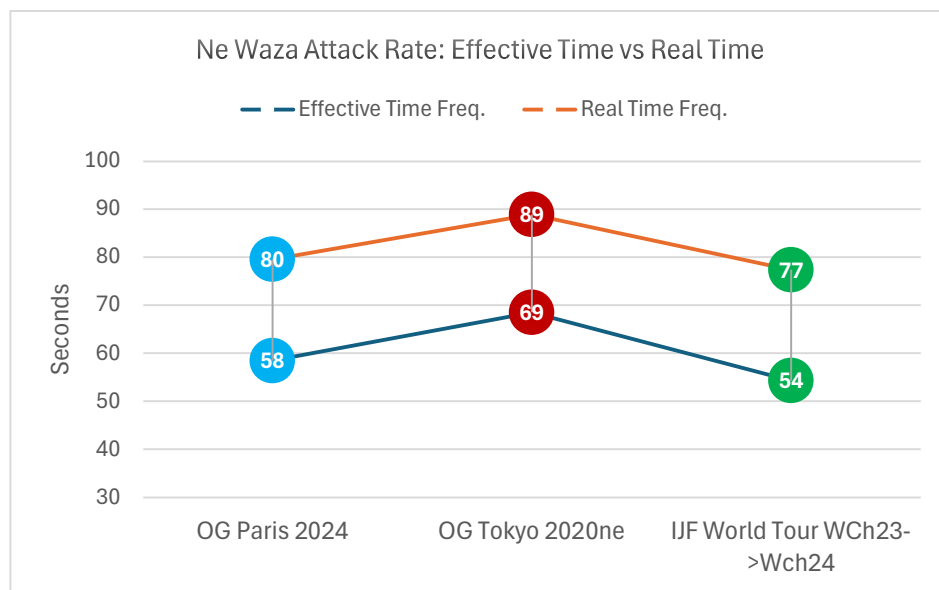
OG Paris 2024		vs	OG Tokyo 2020ne		vs	IJF World Tour WCh23->Wch24				
Contest Tachi Waza										
Tachi Waza - Attacks	382		Tachi Waza - Attacks	268		Tachi Waza - Attacks	420,4			
Tachi Waza - Scores	29	7,6%	-2,1%	Tachi Waza - Scores	26	9,7%	0,9%	Tachi Waza - Scores	28,2	6,7%
Tachi Waza per Contest	11,2		2,6	Tachi Waza per Contest	8,6		-0,9	Tachi Waza per Contest	12,1	
TW Scores per Contest	0,9		0,0	TW Scores per Contest	0,8		0,0	TW Scores per Contest	0,8	
Tachi Waza Timing (Frequency = 1 every N min&sec)										
	min	sec		min	sec		min	sec		
Effective Time Freq.	0	19		TW Eff. Time Freq.	0	23		TW Eff. Time Freq.	0	18
Score Eff. Time Freq.	4	14		Score Eff. Time Freq.	3	55		Score Eff. Time Freq.	4	21
Real Time Freq.	0	26		TW Real Time Freq.	0	30		TW Real Time Freq.	0	25
Score Real Time Freq.	5	46		Score Real Time Freq.	5	4		Score Real Time Freq.	6	12



# Comparative Stats per Weight Category 48

Average values in 21 Competitions

OG Paris 2024		vs	OG Tokyo 2020ne		vs	IJF World Tour WCh23->Wch24				
Contest Ne Waza										
Ne Waza - Attacks	126		Ne Waza - Attacks	89		Ne Waza - Attacks	135,6			
Ne Waza - Scores	12	9,5%	-6,2%	Ne Waza - Scores	14	15,7%	2,5%	Ne Waza - Scores	9,6	7,1%
Ne Waza per Contest	3,7		0,8	Ne Waza per Contest	2,9		-0,2	Ne Waza per Contest	3,9	
NW Scores per Contest	0,4		-0,1	NW Scores per Contest	0,5		0,1	NW Scores per Contest	0,3	
Ne Waza Timing (Frequency = 1 every N min&sec)										
	min	sec		min	sec		min	sec		
Effective Time Freq.	0	58		TW Eff. Time Freq.	1	9		TW Eff. Time Freq.	0	54
Score Eff. Time Freq.	10	14		Score Eff. Time Freq.	7	16		Score Eff. Time Freq.	12	49
Real Time Freq.	1	20		TW Real Time Freq.	1	29		TW Real Time Freq.	1	17
Score Real Time Freq.	13	56		Score Real Time Freq.	9	25		Score Real Time Freq.	18	16

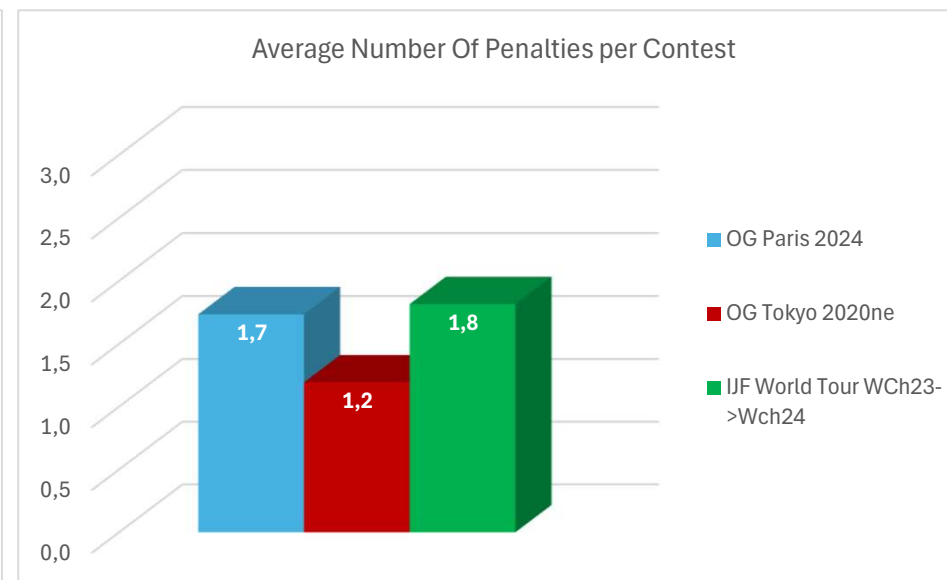
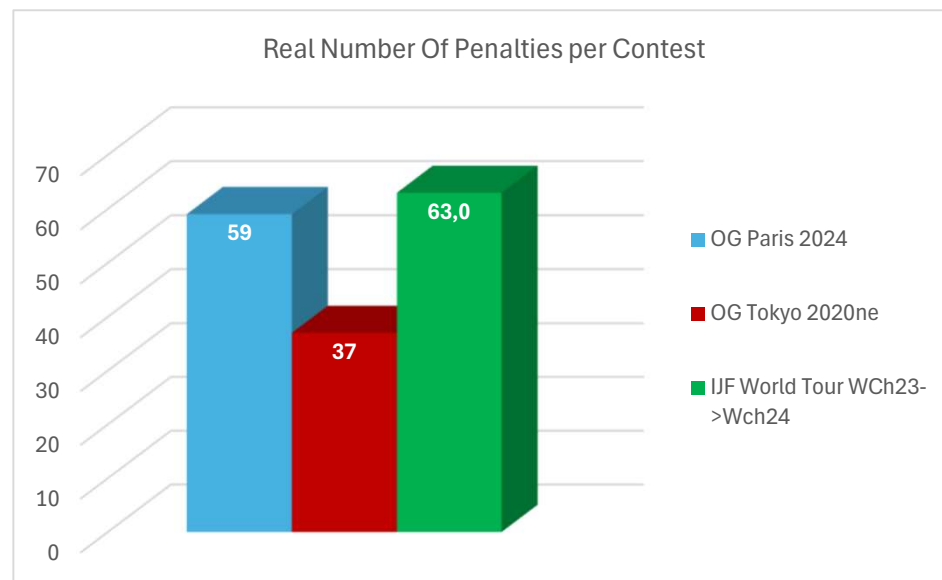




# Comparative Stats per Weight Category 48

Average values in 21 Competitions

OG Paris 2024		vs	OG Tokyo 2020ne		vs	IJF World Tour WCh23->Wch24		
<b>Penalties</b>								
Given Penalties	62		Given Penalties	37		Given Penalties	63,8	
Eliminated Penalties	3		Eliminated Penalties	0		Eliminated Penalties	0,9	
Real Penalties	59		Real Penalties	37		Real Penalties	63,0	
Penalties per Contest	1,7		Penalties per Contest	1,2		Penalties per Contest	1,8	
<b>Penalty Timing (Frequency = 1 every N min&amp;sec)</b>								
	<b>min</b>	<b>sec</b>		<b>min</b>	<b>sec</b>		<b>min</b>	<b>sec</b>
Penalty Eff. Time Freq.	2	5	TW Eff. Time Freq.	2	45	TW Eff. Time Freq.	1	57
Penalty Real Time Freq.	2	50	TW Real Time Freq.	3	34	TW Real Time Freq.	2	47









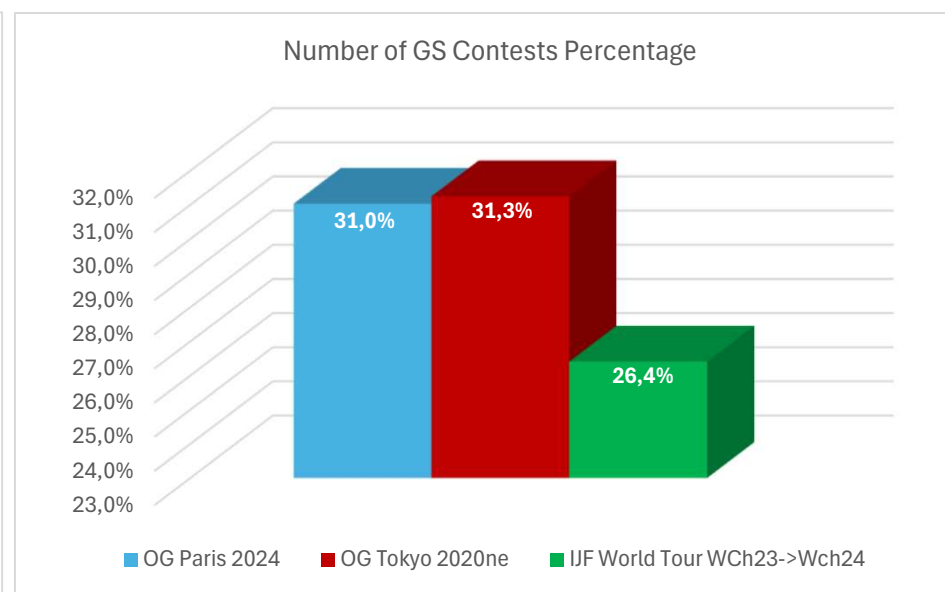
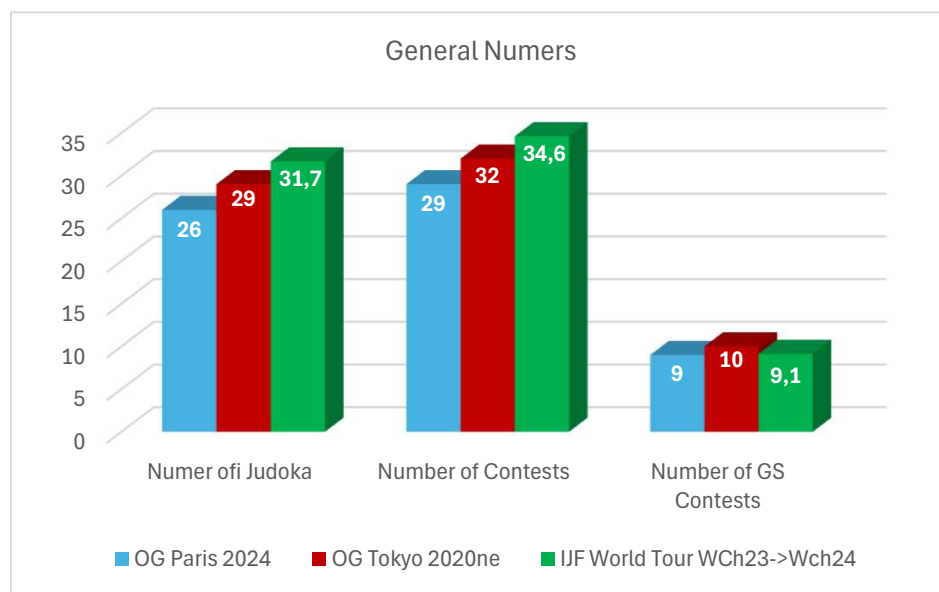


# Comparative Stats per Weight Category

52

Average values in 21 Competitions

OG Paris 2024		vs	OG Tokyo 2020ne		vs	IJF World Tour WCh23->Wch24	
Numer of Judoka	26	-3	Numer of Judoka	29	-5,7	Numer of Judoka	31,7
Number of Contests	29	-3	Number of Contests	32	-5,6	Number of Contests	34,6
Number of GS Contests	9 31,0%	-0,2%	Number of GS Contests	10 31,3%	4,6%	Number of GS Contests	9,1 26,4%

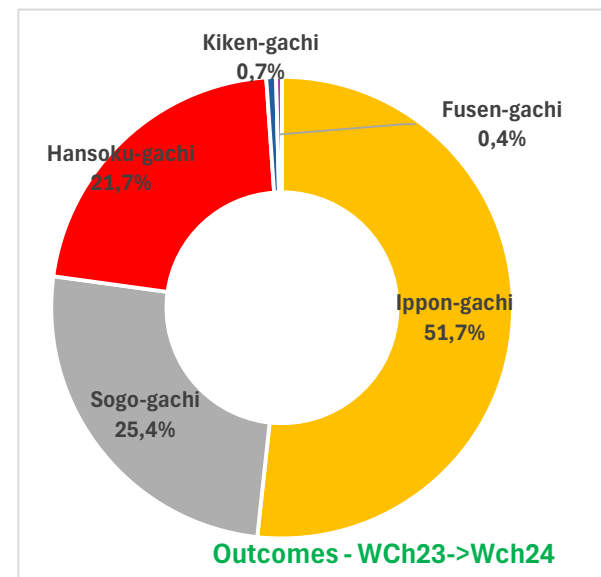
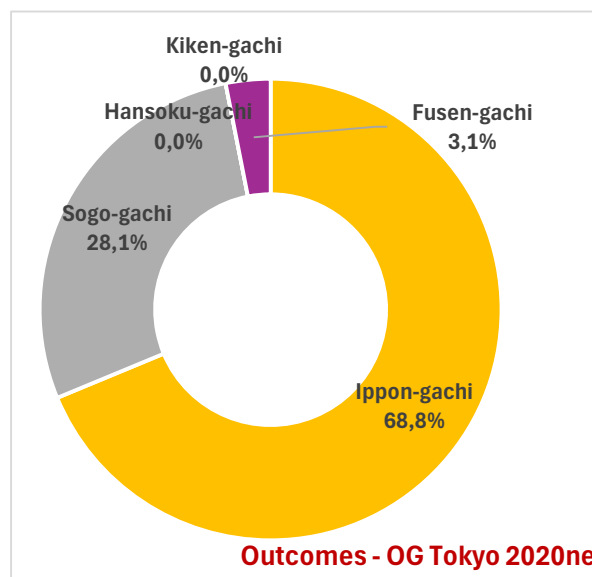
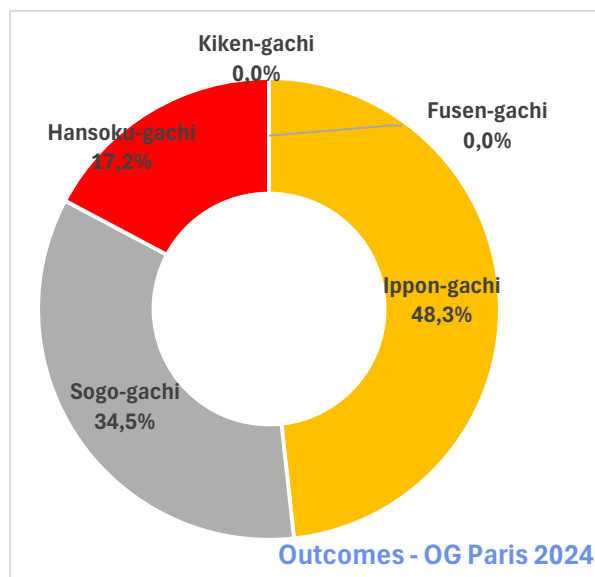


# Comparative Stats per Weight Category

52

Average values in 21 Competitions

OG Paris 2024		vs	OG Tokyo 2020ne		vs	IJF World Tour WCh23->Wch24	
Kind of Contest Outcome							
Ippon-gachi	14 48,3%	-20,5%	Ippon-gachi	22 68,8%	-3,4%	Ippon-gachi	17,9 51,7%
Sogo-gachi	10 34,5%	6,4%	Sogo-gachi	9 28,1%	9,0%	Sogo-gachi	8,8 25,4%
Hansoku-gachi	5 17,2%	17,2%	Hansoku-gachi	0 0,0%	-4,5%	Hansoku-gachi	7,5 21,7%
Kiken-gachi	0 0,0%	0,0%	Kiken-gachi	0 0,0%	-0,7%	Kiken-gachi	0,2 0,7%
Fusen-gachi	0 0,0%	-3,1%	Fusen-gachi	1 3,1%	-0,4%	Fusen-gachi	0,1 0,4%

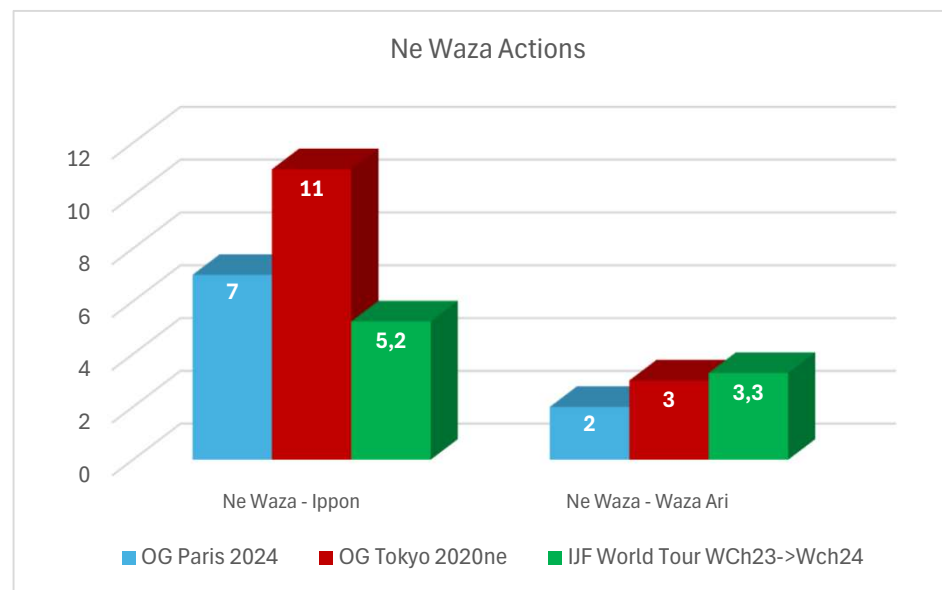
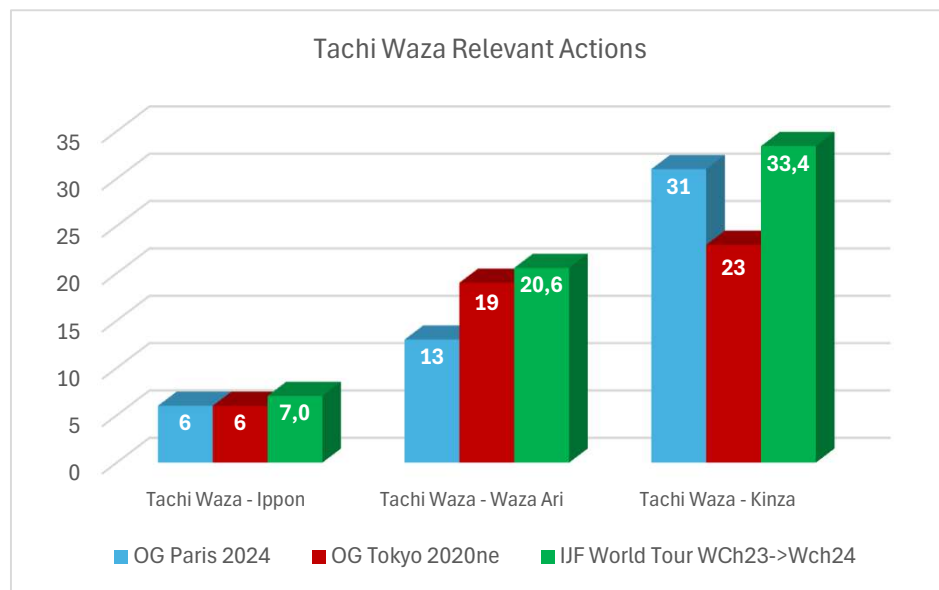


# Comparative Stats per Weight Category

# 52

Average values in 21 Competitions

OG Paris 2024			vs	OG Tokyo 2020ne			vs	IJF World Tour WCh23->Wch24		
Kind of achieved Scores and Actions										
Tachi Waza - Ippon	6	1,5%	-0,5%	Tachi Waza - Ippon	6	2,1%	-0,1%	Tachi Waza - Ippon	7,0	1,7%
Tachi Waza - Waza Ari	13	3,3%	-3,2%	Tachi Waza - Waza Ari	19	6,6%	-1,6%	Tachi Waza - Waza Ari	20,6	4,9%
Tachi Waza - Kinza	31	7,9%	0,0%	Tachi Waza - Kinza	23	7,9%	0,0%	Tachi Waza - Kinza	33,4	7,9%
Tachi Waza - No Score	343	87,3%	3,8%	Tachi Waza - No Score	242	83,4%	1,7%	Tachi Waza - No Score	362,2	85,6%
<b>Tachi Waza EFF.</b>	<b>4,8%</b>		<b>-3,8%</b>	<b>Tachi Waza EFF.</b>	<b>8,6%</b>		<b>-1,7%</b>	<b>Tachi Waza EFF.</b>	<b>6,5%</b>	
Ne Waza - Ippon	7	7,3%	-1,9%	Ne Waza - Ippon	11	9,2%	3,1%	Ne Waza - Ippon	5,2	4,2%
Ne Waza - Waza Ari	2	2,1%	-0,4%	Ne Waza - Waza Ari	3	2,5%	-0,5%	Ne Waza - Waza Ari	3,3	2,6%
Ne Waza - No Score	87	90,6%	2,3%	Ne Waza - No Score	106	88,3%	-2,6%	Ne Waza - No Score	116,7	93,2%
<b>Ne Waza EFF.</b>	<b>9,4%</b>		<b>-2,3%</b>	<b>Ne Waza EFF.</b>	<b>11,7%</b>		<b>2,6%</b>	<b>Ne Waza EFF.</b>	<b>6,8%</b>	



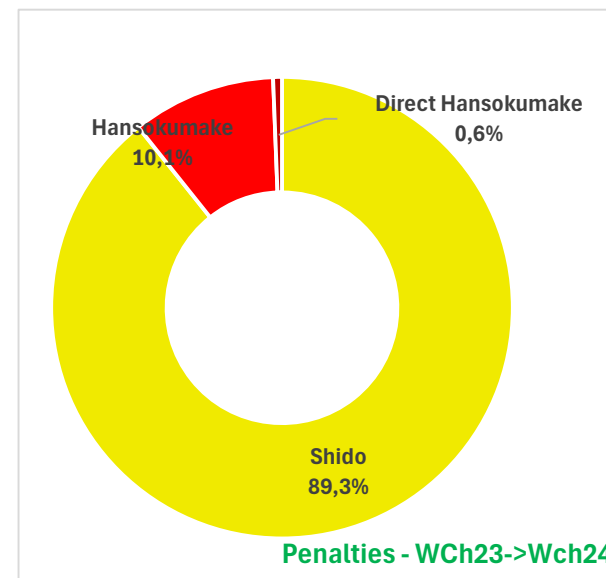
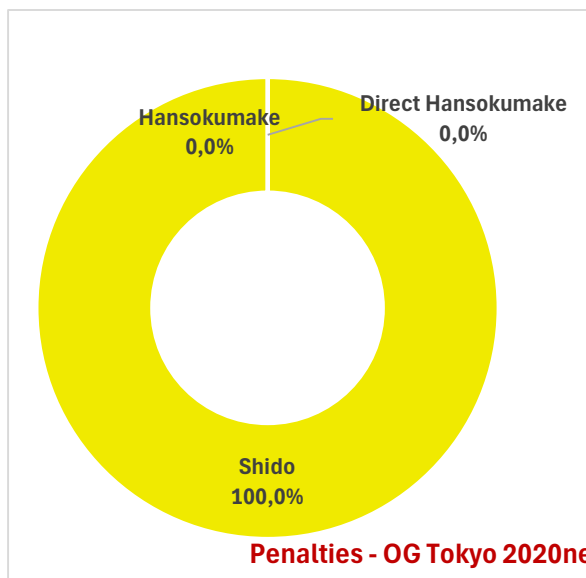
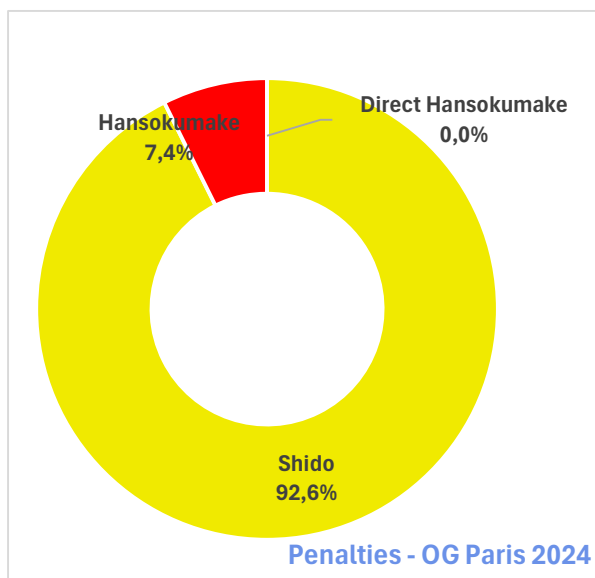


# Comparative Stats per Weight Category

52

Average values in 21 Competitions

OG Paris 2024			vs	OG Tokyo 2020ne			vs	IJF World Tour WCh23->Wch24		
Kind of Penalties										
Shido	63	92,6%	-7,4%	Shido	25	100,0%	3,3%	Shido	62,9	89,3%
Hansokumake	5	7,4%	7,4%	Hansokumake	0	0,0%	-2,7%	Hansokumake	7,1	10,1%
Direct Hansokumake	0	0,0%	0,0%	Direct Hansokumake	0	0,0%	-0,6%	Direct Hansokumake	0,4	0,6%



# Comparative Stats per Weight Category

# 52

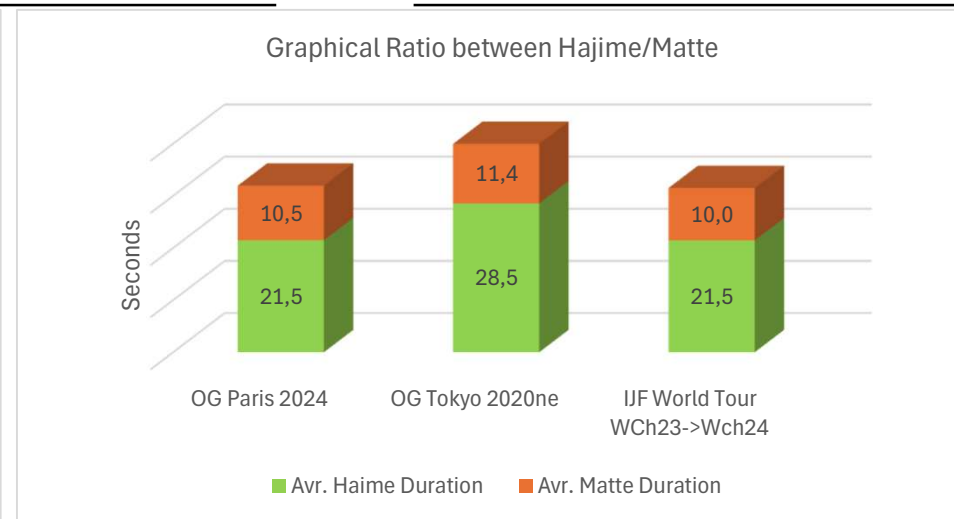
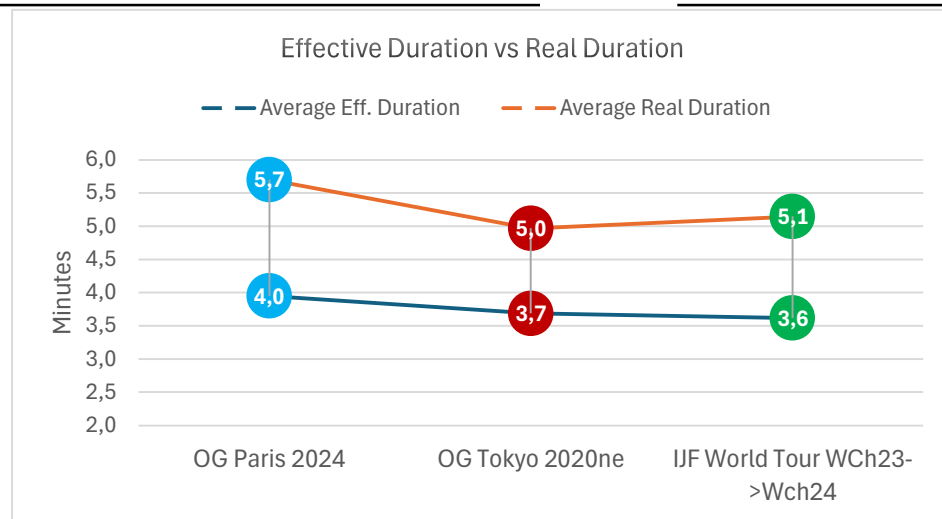
Average values in 21 Competitions

<b>OG Paris 2024</b>	vs	<b>OG Tokyo 2020ne</b>	vs	<b>IJF World Tour WCh23-&gt;Wch24</b>
<b>Contests Timing</b>				

	OG Paris 2024		OG Tokyo 2020ne		IJF World Tour WCh23->Wch24	
	min	sec	min	sec	min	sec
Avr. Hajime Number:	<b>11,0</b>		<b>7,8</b>		<b>10,1</b>	
Average Eff. Duration	3	57	3	41	3	37
Average Real Duration	5	42	4	58	5	9
Avr. Haime Duration	21,5		28,5		21,5	
Avr. Matte Duration	10,5		11,4		10,0	

<b>Golden Score Timing</b>				
----------------------------	--	--	--	--

	OG Paris 2024		OG Tokyo 2020ne		IJF World Tour WCh23->Wch24	
	min	sec	min	sec	min	sec
Avr. Hajime Number:	<b>2,3</b>		<b>1,5</b>		<b>1,7</b>	
Average Eff. Duration	0	47	0	37	0	32
Average Real Duration	1	11	0	54	0	48
Avr. Haime Duration	20,0		24,6		18,7	
Avr. Matte Duration	11,8		14,0		11,2	



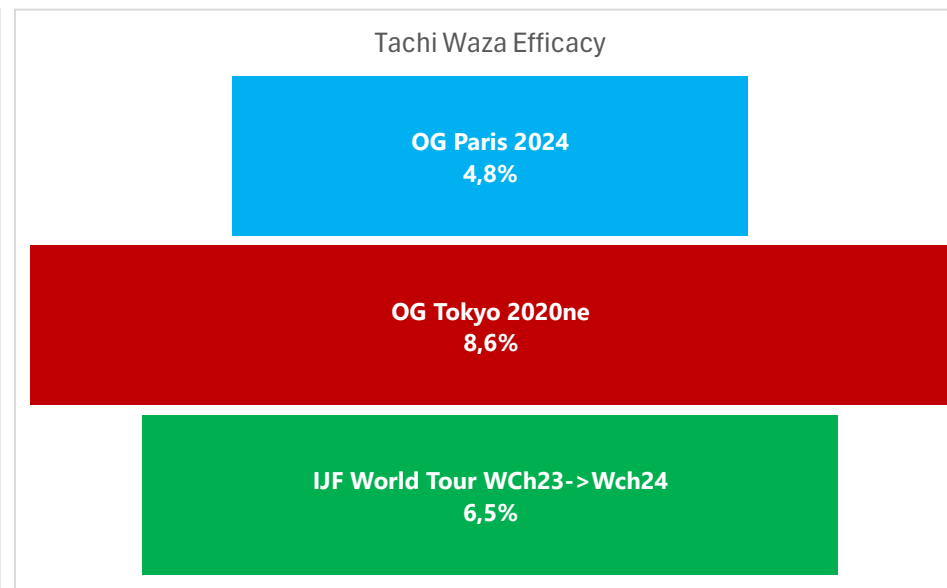
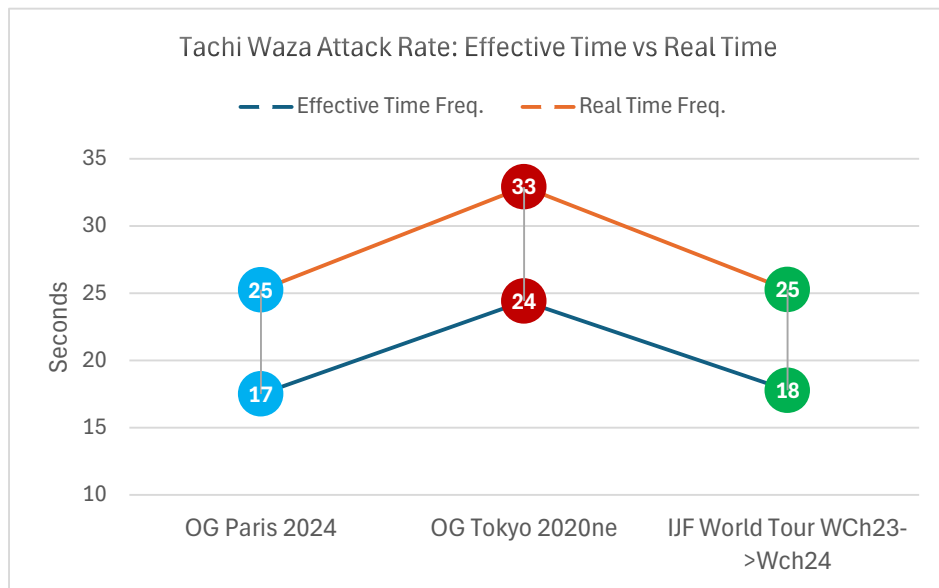
# Comparative Stats per Weight Category

# 52

Average values in 21 Competitions

OG Paris 2024		vs	OG Tokyo 2020ne		vs	IJF World Tour WCh23->Wch24				
<b>Contest Tachi Waza</b>										
Tachi Waza - Attacks	393		Tachi Waza - Attacks	290		Tachi Waza - Attacks	423,2			
Tachi Waza - Scores	19	4,8%	-3,8%	Tachi Waza - Scores	25	8,6%	-1,7%	Tachi Waza - Scores	27,6	6,5%
Tachi Waza per Contest	13,6		4,5	Tachi Waza per Contest	9,1		1,3	Tachi Waza per Contest	12,2	
TW Scores per Contest	0,7		-0,1	TW Scores per Contest	0,8		-0,1	TW Scores per Contest	0,8	

<b>Tachi Waza Timing (Frequency = 1 every N min&amp;sec)</b>										
	min	sec		min	sec		min	sec		
Effective Time Freq.	0	17		TW Eff. Time Freq.	0	24		TW Eff. Time Freq.	0	18
Score Eff. Time Freq.	6	2		Score Eff. Time Freq.	4	43		Score Eff. Time Freq.	4	32
Real Time Freq.	0	25		TW Real Time Freq.	0	33		TW Real Time Freq.	0	25
Score Real Time Freq.	8	42		Score Real Time Freq.	6	22		Score Real Time Freq.	6	27



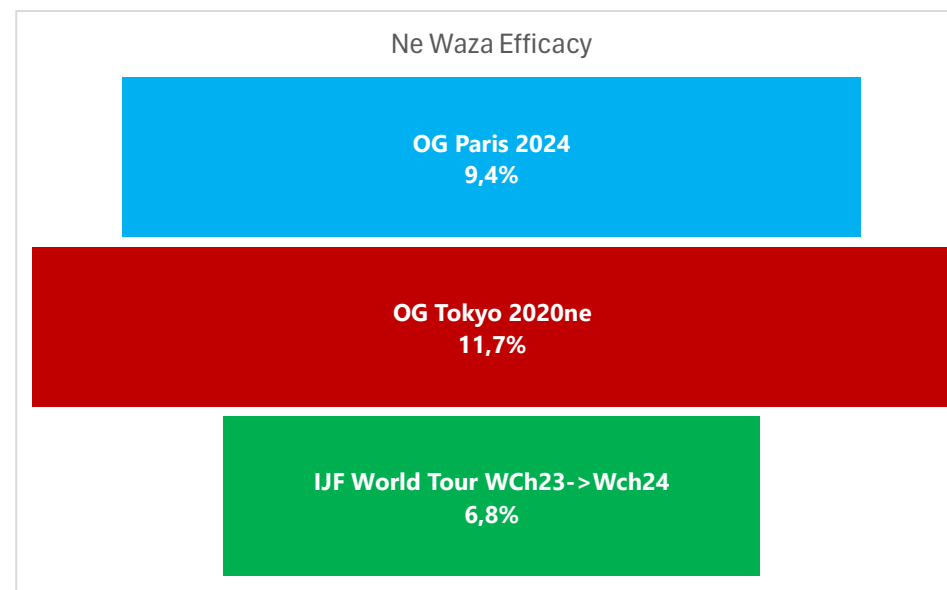
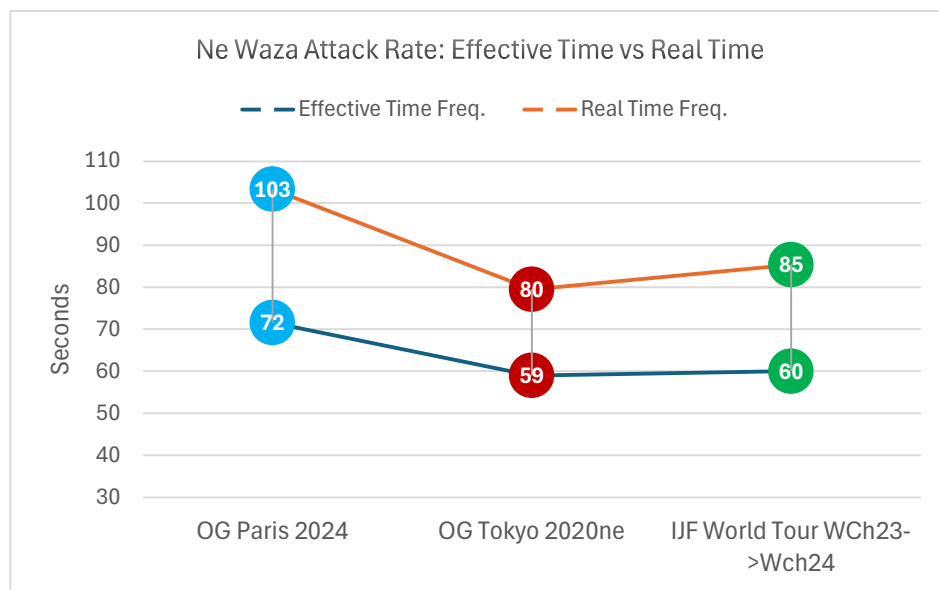
# Comparative Stats per Weight Category

# 52

Average values in 21 Competitions

OG Paris 2024		vs	OG Tokyo 2020ne		vs	IJF World Tour WCh23->Wch24				
<b>Contest Ne Waza</b>										
Ne Waza - Attacks	96		Ne Waza - Attacks	120		Ne Waza - Attacks	125,2			
Ne Waza - Scores	9	9,4%	-2,3%	Ne Waza - Scores	14	11,7%	2,6%	Ne Waza - Scores	8,5	6,8%
Ne Waza per Contest	3,3		-0,4	Ne Waza per Contest	3,8		-0,3	Ne Waza per Contest	3,6	
NW Scores per Contest	0,3		-0,1	NW Scores per Contest	0,4		0,1	NW Scores per Contest	0,2	

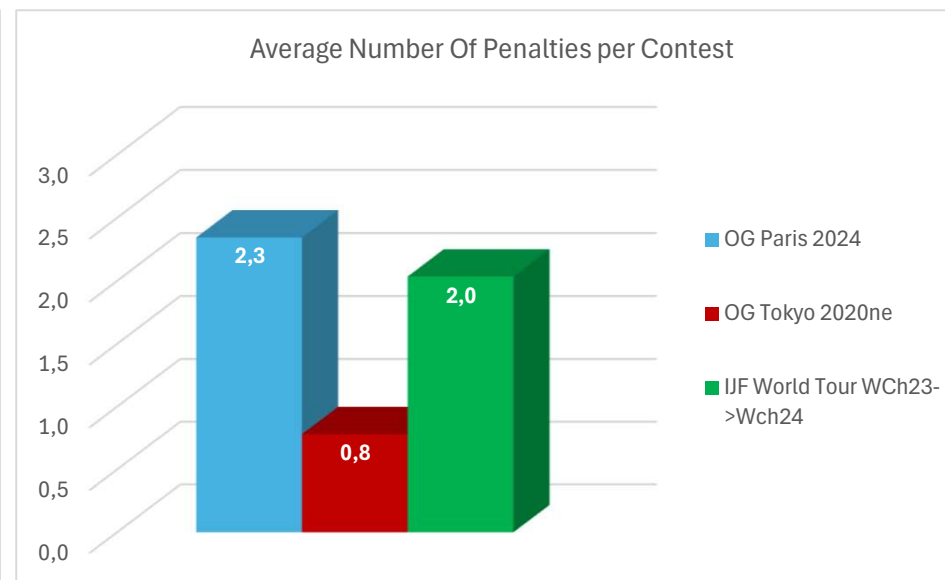
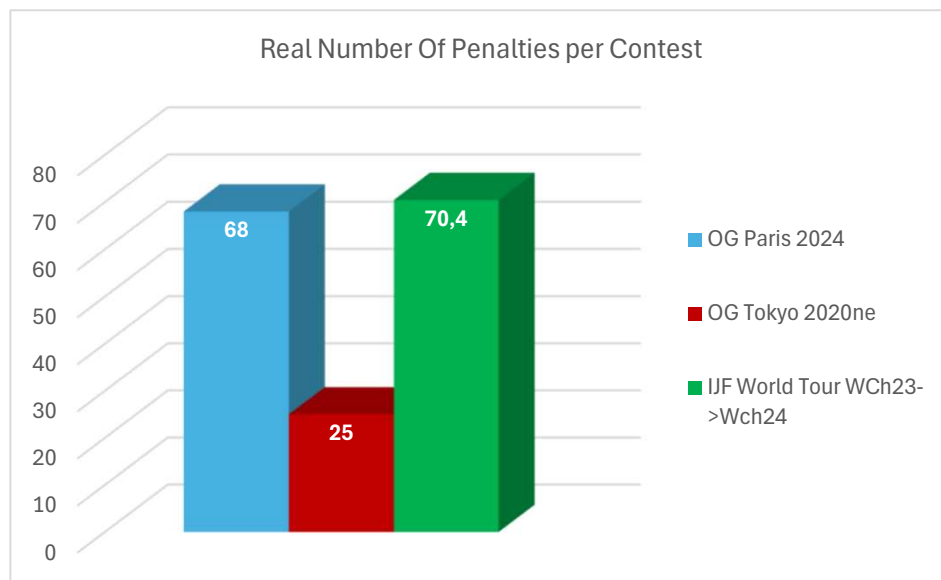
<b>Ne Waza Timing (Frequency = 1 every N min&amp;sec)</b>										
	min	sec		min	sec		min	sec		
Effective Time Freq.	1	12		TW Eff. Time Freq.	0	59		TW Eff. Time Freq.	1	0
Score Eff. Time Freq.	12	44		Score Eff. Time Freq.	8	26		Score Eff. Time Freq.	14	42
Real Time Freq.	1	43		TW Real Time Freq.	1	20		TW Real Time Freq.	1	25
Score Real Time Freq.	18	22		Score Real Time Freq.	11	22		Score Real Time Freq.	20	54



# Comparative Stats per Weight Category 52

Average values in 21 Competitions

OG Paris 2024		vs	OG Tokyo 2020ne		vs	IJF World Tour WCh23->Wch24		
Penalties								
Given Penalties	69		Given Penalties	25		Given Penalties	71,2	
Eliminated Penalties	1		Eliminated Penalties	0		Eliminated Penalties	0,8	
Real Penalties	68		Real Penalties	25		Real Penalties	70,4	
Penalties per Contest	2,3		Penalties per Contest	0,8		Penalties per Contest	2,0	
Penalty Timing (Frequency = 1 every N min&sec)								
	<b>min</b>	<b>sec</b>		<b>min</b>	<b>sec</b>		<b>min</b>	<b>sec</b>
Penalty Eff. Time Freq.	1	41	TW Eff. Time Freq.	4	43	TW Eff. Time Freq.	1	47
Penalty Real Time Freq.	2	26	TW Real Time Freq.	6	22	TW Real Time Freq.	2	32

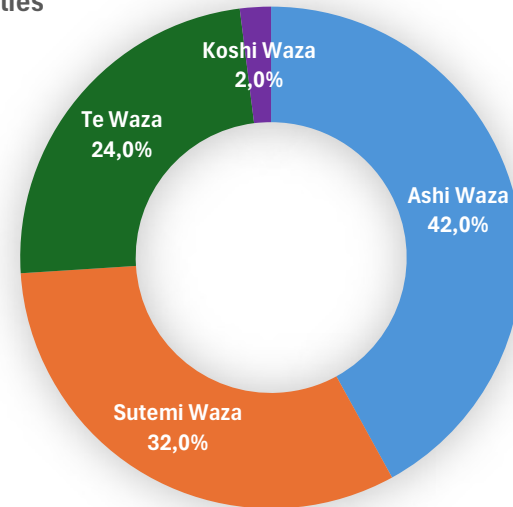


# Paris Olympic Games Tachi Waza

52

Total Tachi Waza	6 Ippon	13 Waza Ari	31 Kinza	50 Tot.
Ouchi Gari	0	2	4	6
Uchi Mata	1	1	2	4
Tani Otoshi	1	1	2	4
Osoto Gari	2	0	1	3
Ippon Seoi Otoshi	1	0	2	3
Yoko Otoshi	1	0	2	3
Uchi Mata Sukashi	0	2	1	3
Uchi Makikomi	0	1	2	3
Eri Seoi Otoshi	0	1	1	2
Uchimata Makikomi	0	1	1	2
Kouchi Makikomi	0	0	2	2
Okuriashi Barai	0	0	2	2
Sode Tsurikomi Seoi Otoshi	0	1	0	1
Yoko Tomoe Nage	0	1	0	1
Tai Otoshi	0	1	0	1
Soto Makikomi	0	1	0	1
Sumi Otoshi	0	0	1	1
Osoto Otoshi	0	0	1	1
Morote Seoi Otoshi	0	0	1	1
Sumi Gaeshi	0	0	1	1
Kouchi Gari	0	0	1	1
Kosoto Gake	0	0	1	1
Ouchi Gaeshi	0	0	1	1
Uki Goshi	0	0	1	1
Osoto Makikomi	0	0	1	1

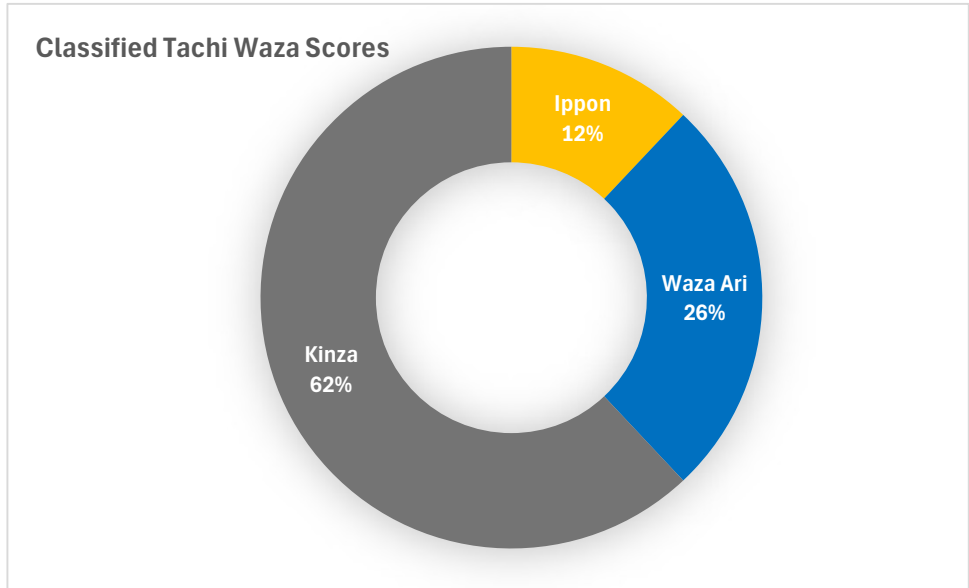
Tachi Waza Families



# Paris Olympic Games Tachi Waza

52

Tachi Waza	Ippon	Waza Ari	Kinza	Tot.
<b>Total</b>	<b>6</b>	<b>13</b>	<b>31</b>	<b>50</b>



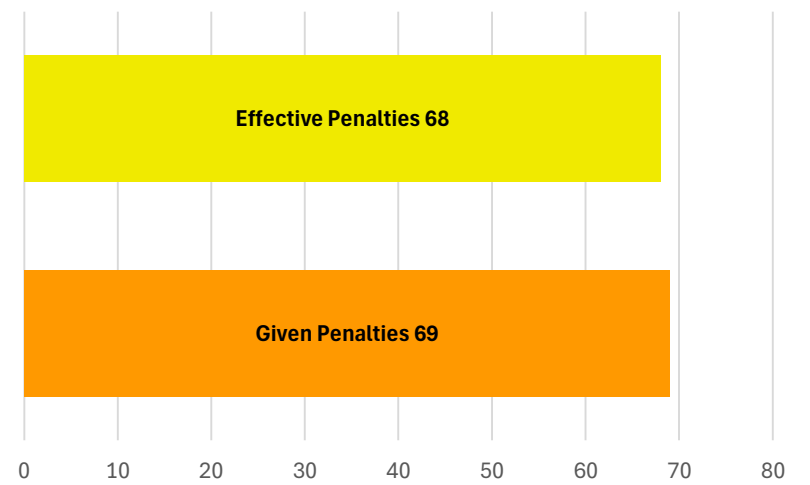




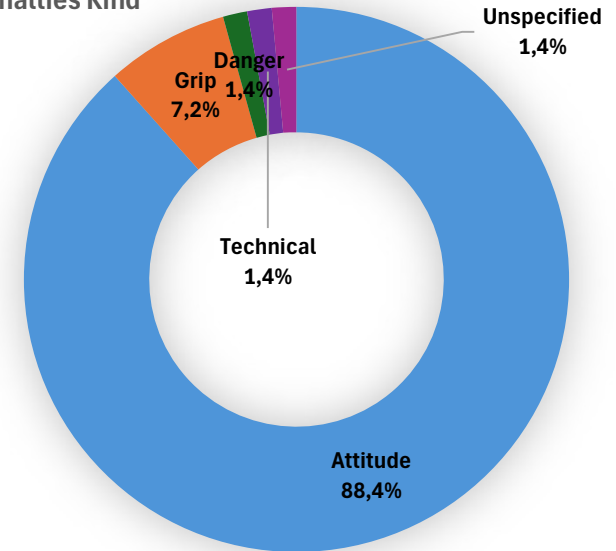
# Paris Olympic Games Penalties

52

Penalty	Total Given Penalties 69	1 Elim. Penalties	68 Effective Penalties	63 Shido	5 HSK
Refuse The Grip	24	0	24	23	1
No Combattivity	18	1	17	15	2
False Attack	13	0	13	12	1
Exit	3	0	3	2	1
Grip Below the Belt	3	0	3	3	0
Negative Judo	3	0	3	3	0
Two Sleeves Grip	2	0	2	2	0
Kansetsu Waza in Tachi Waza	1	0	1	1	0
Two Hands Defence	1	0	1	1	0
Unspecified	1	0	1	1	0



Given Penalties Kind

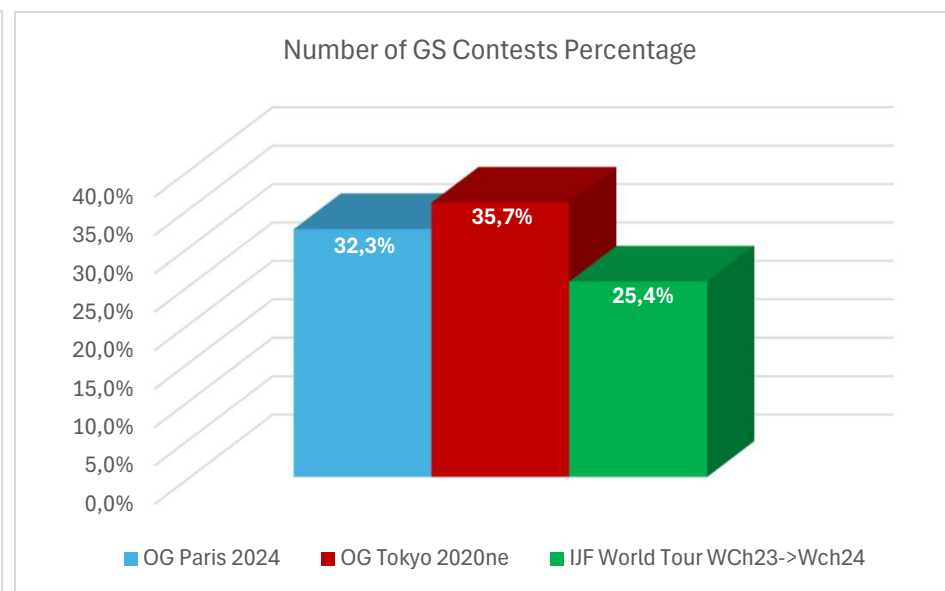
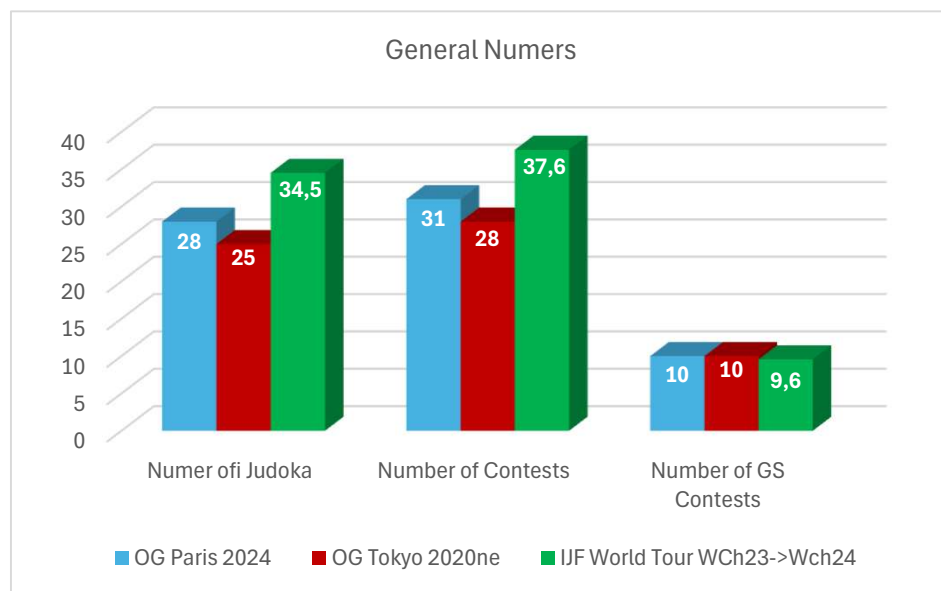


# Comparative Stats per Weight Category

57

Average values in 21 Competitions

OG Paris 2024		vs	OG Tokyo 2020ne		vs	IJF World Tour WCh23->Wch24	
Numer of Judoka	28	3	Numer of Judoka	25	-6,5	Numer of Judoka	34,5
Number of Contests	31	3	Number of Contests	28	-6,6	Number of Contests	37,6
Number of GS Contests	10 32,3%	-3,5%	Number of GS Contests	10 35,7%	6,8%	Number of GS Contests	9,6 25,4%

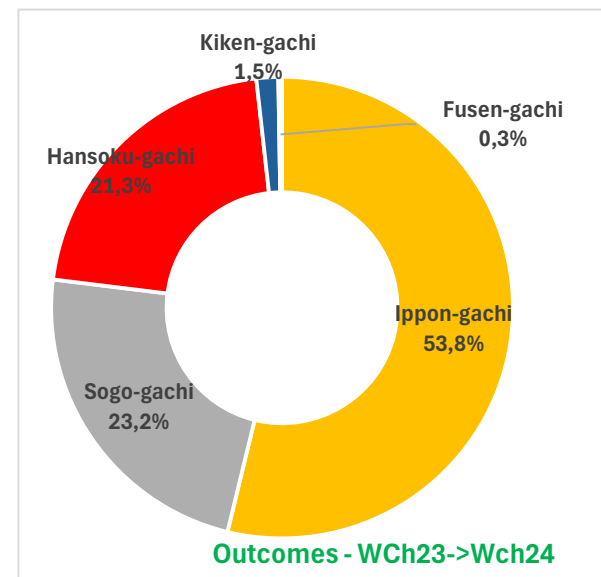
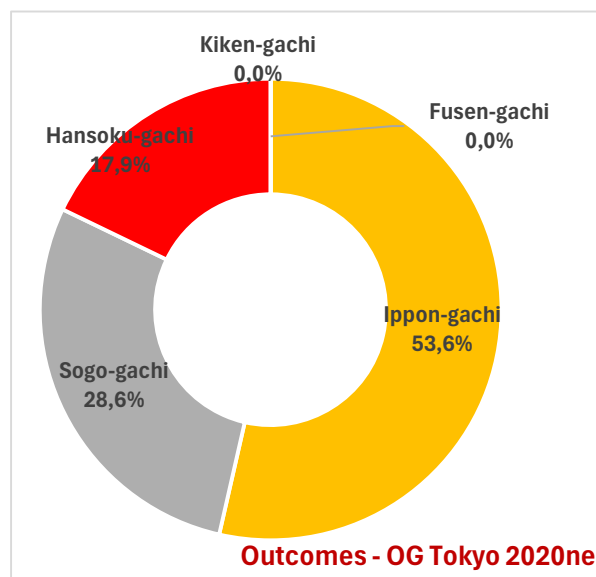
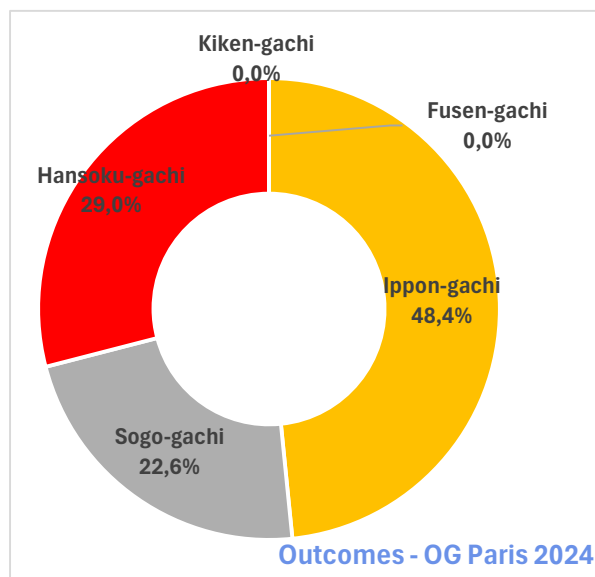


# Comparative Stats per Weight Category

57

Average values in 21 Competitions

OG Paris 2024		vs	OG Tokyo 2020ne		vs	IJF World Tour WCh23->Wch24	
Kind of Contest Outcome							
Ippon-gachi	15 48,4%	-5,2%	Ippon-gachi	15 53,6%	-5,4%	Ippon-gachi	20,2 53,8%
Sogo-gachi	7 22,6%	-6,0%	Sogo-gachi	8 28,6%	-0,6%	Sogo-gachi	8,7 23,2%
Hansoku-gachi	9 29,0%	11,2%	Hansoku-gachi	5 17,9%	7,8%	Hansoku-gachi	8,0 21,3%
Kiken-gachi	0 0,0%	0,0%	Kiken-gachi	0 0,0%	-1,5%	Kiken-gachi	0,6 1,5%
Fusen-gachi	0 0,0%	0,0%	Fusen-gachi	0 0,0%	-0,3%	Fusen-gachi	0,1 0,3%

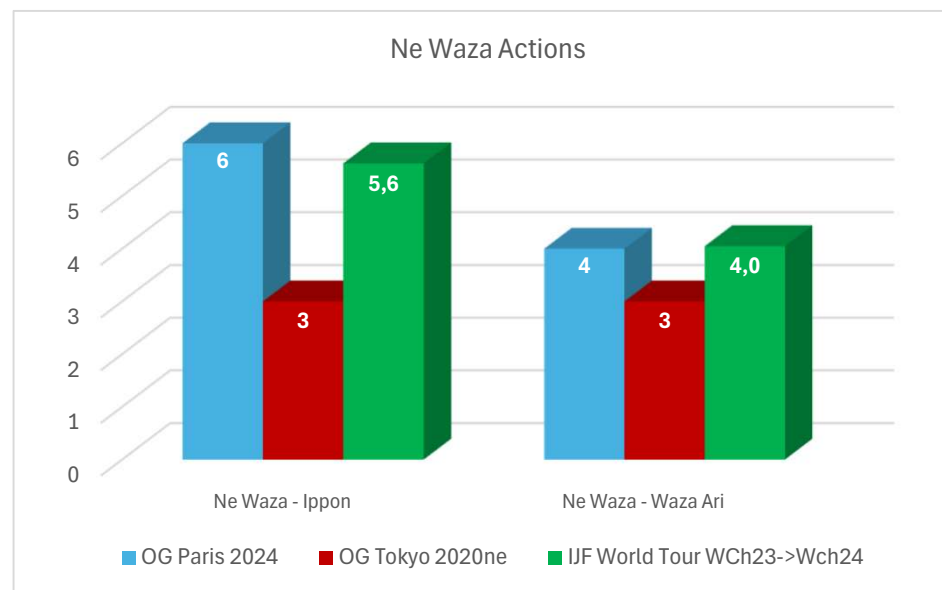
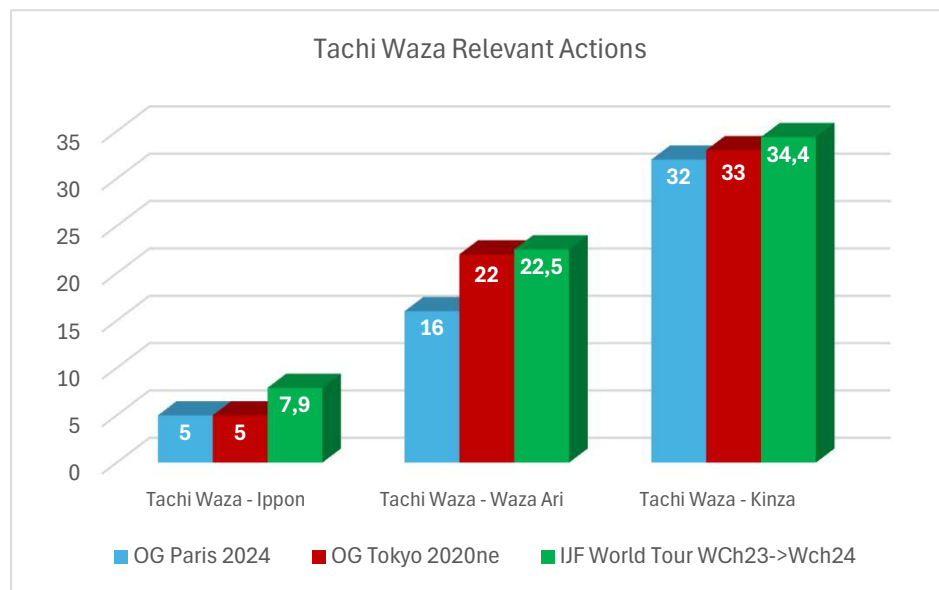


# Comparative Stats per Weight Category

# 57

Average values in 21 Competitions

OG Paris 2024			vs	OG Tokyo 2020ne			vs	IJF World Tour WCh23->Wch24		
Kind of achieved Scores and Actions										
Tachi Waza - Ippon	5	1,4%	-0,1%	Tachi Waza - Ippon	5	1,5%	-0,3%	Tachi Waza - Ippon	7,9	1,8%
Tachi Waza - Waza Ari	16	4,5%	-2,0%	Tachi Waza - Waza Ari	22	6,5%	-0,5%	Tachi Waza - Waza Ari	22,5	5,0%
Tachi Waza - Kinza	32	9,0%	-0,8%	Tachi Waza - Kinza	33	9,8%	1,4%	Tachi Waza - Kinza	34,4	7,6%
Tachi Waza - No Score	301	85,0%	2,9%	Tachi Waza - No Score	276	82,1%	-0,6%	Tachi Waza - No Score	384,9	85,6%
<b>Tachi Waza EFF.</b>	<b>5,9%</b>	<b>-2,1%</b>		<b>Tachi Waza EFF.</b>	<b>8,0%</b>	<b>-0,8%</b>		<b>Tachi Waza EFF.</b>	<b>6,8%</b>	
Ne Waza - Ippon	6	5,8%	2,1%	Ne Waza - Ippon	3	3,7%	1,6%	Ne Waza - Ippon	5,6	4,2%
Ne Waza - Waza Ari	4	3,8%	0,2%	Ne Waza - Waza Ari	3	3,7%	0,8%	Ne Waza - Waza Ari	4,0	3,0%
Ne Waza - No Score	94	90,4%	-2,3%	Ne Waza - No Score	76	92,7%	-2,5%	Ne Waza - No Score	125,4	92,8%
<b>Ne Waza EFF.</b>	<b>9,6%</b>	<b>2,3%</b>		<b>Ne Waza EFF.</b>	<b>7,3%</b>	<b>2,5%</b>		<b>Ne Waza EFF.</b>	<b>7,2%</b>	

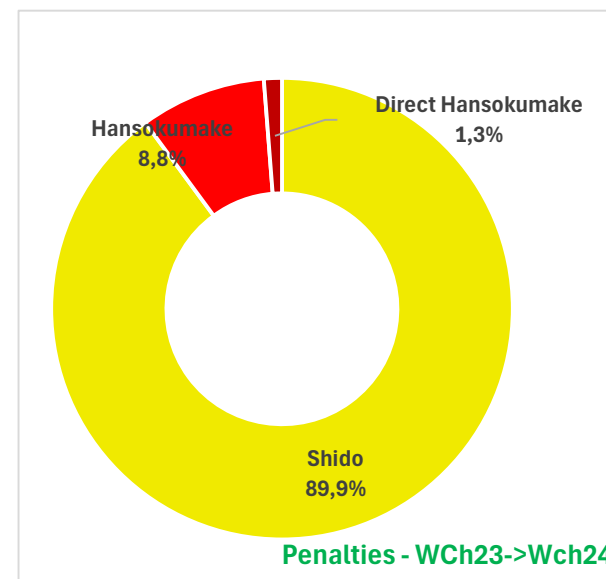
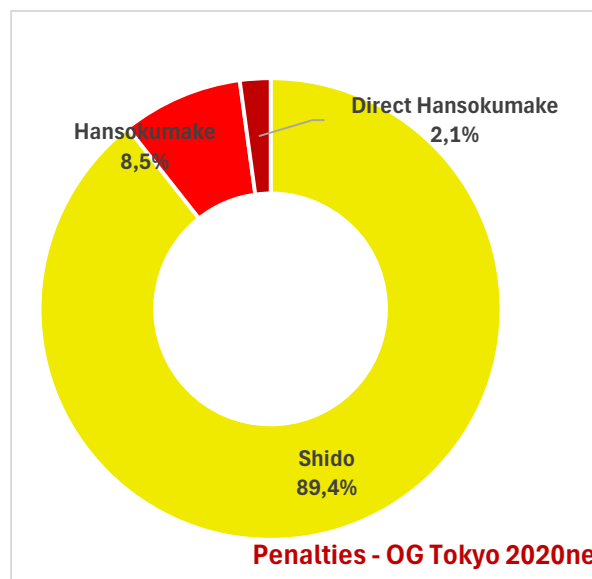
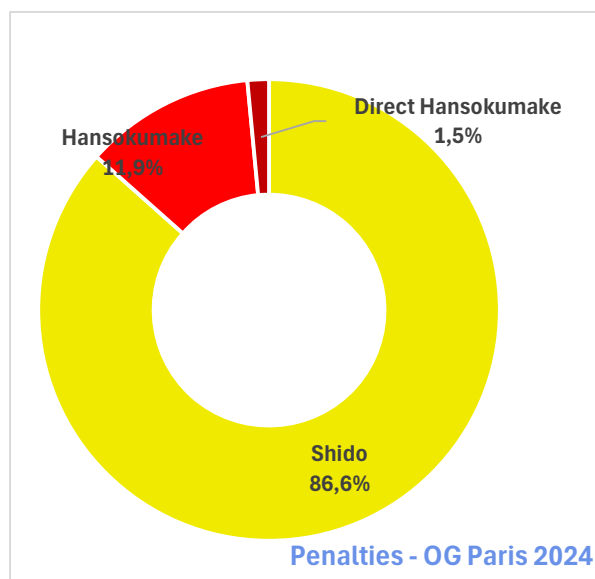


# Comparative Stats per Weight Category

57

Average values in 21 Competitions

OG Paris 2024			vs	OG Tokyo 2020ne			vs	IJF World Tour WCh23->Wch24		
Kind of Penalties										
Shido	58	86,6%	-2,8%	Shido	42	89,4%	-3,4%	Shido	71,0	89,9%
Hansokumake	8	11,9%	3,4%	Hansokumake	4	8,5%	3,1%	Hansokumake	7,0	8,8%
Direct Hansokumake	1	1,5%	-0,6%	Direct Hansokumake	1	2,1%	0,2%	Direct Hansokumake	1,0	1,3%



# Comparative Stats per Weight Category

# 57

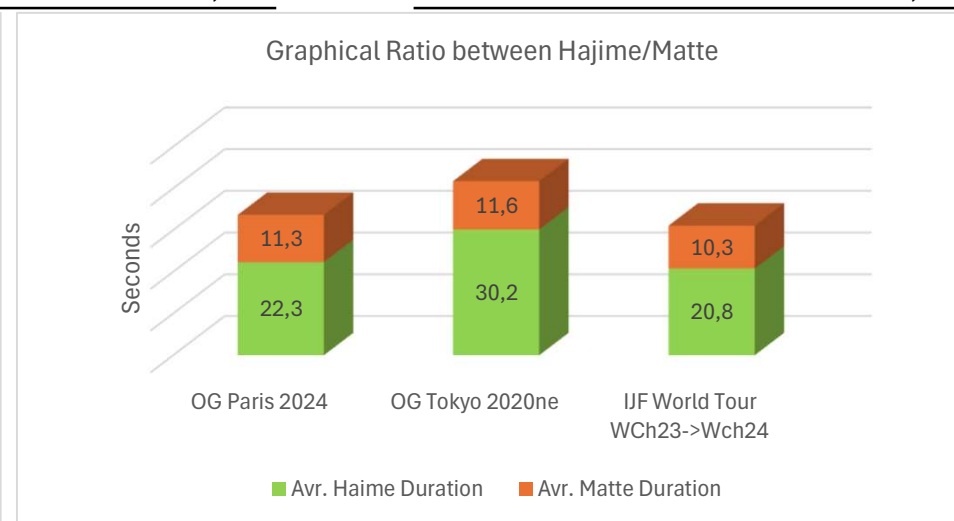
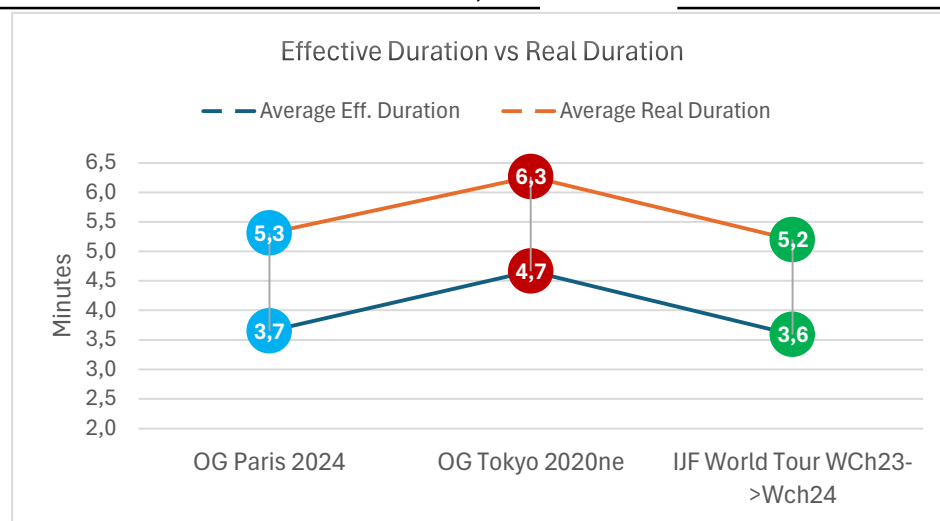
Average values in 21 Competitions

<b>OG Paris 2024</b>	vs	<b>OG Tokyo 2020ne</b>	vs	<b>IJF World Tour WCh23-&gt;Wch24</b>
<b>Contests Timing</b>				

Avr. Hajime Number: <b>9,8</b>			Avr. Hajime Number: <b>9,3</b>			Avr. Hajime Number: <b>10,4</b>		
	<b>min</b>	<b>sec</b>		<b>min</b>	<b>sec</b>		<b>min</b>	<b>sec</b>
Average Eff. Duration	3	39	Average Eff. Duration	4	40	Average Eff. Duration	3	35
Average Real Duration	5	19	Average Real Duration	6	16	Average Real Duration	5	12
Avr. Haime Duration		22,3	Avr. Haime Duration		30,2	Avr. Haime Duration		20,8
Avr. Matte Duration		11,3	Avr. Matte Duration		11,6	Avr. Matte Duration		10,3

<b>Golden Score Timing</b>								
----------------------------	--	--	--	--	--	--	--	--

Avr. Hajime Number: <b>2,4</b>			Avr. Hajime Number: <b>2,6</b>			Avr. Hajime Number: <b>1,6</b>		
	<b>min</b>	<b>sec</b>		<b>min</b>	<b>sec</b>		<b>min</b>	<b>sec</b>
Average Eff. Duration	0	48	Average Eff. Duration	1	8	Average Eff. Duration	0	29
Average Real Duration	1	14	Average Real Duration	1	37	Average Real Duration	0	44
Avr. Haime Duration		19,9	Avr. Haime Duration		26,3	Avr. Haime Duration		18,5
Avr. Matte Duration		12,2	Avr. Matte Duration		13,3	Avr. Matte Duration		11,7



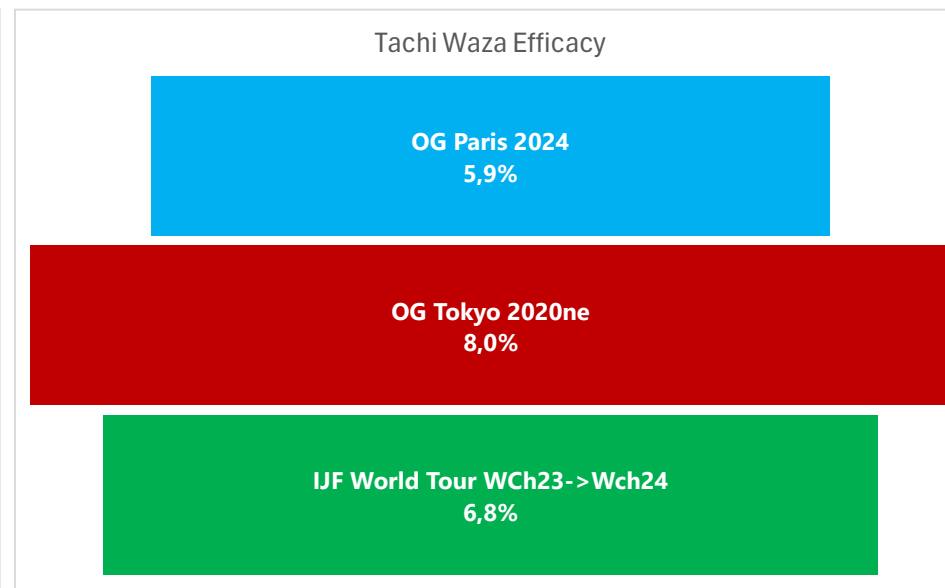
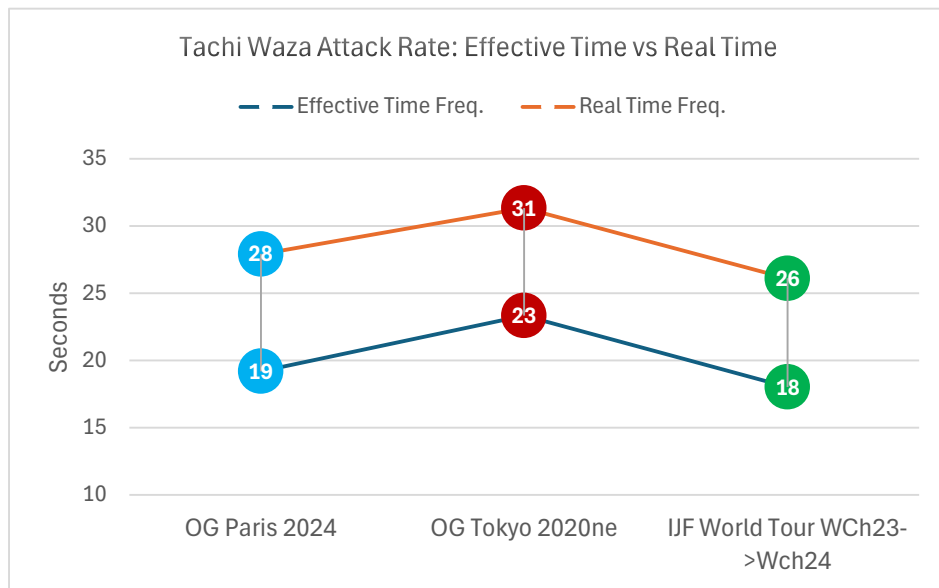
# Comparative Stats per Weight Category

# 57

Average values in 21 Competitions

OG Paris 2024		vs	OG Tokyo 2020ne		vs	IJF World Tour WCh23->Wch24				
<b>Contest Tachi Waza</b>										
Tachi Waza - Attacks	354		Tachi Waza - Attacks	336		Tachi Waza - Attacks	449,7			
Tachi Waza - Scores	21	5,9%	-2,1%	Tachi Waza - Scores	27	8,0%	-0,8%	Tachi Waza - Scores	30,4	6,8%
Tachi Waza per Contest	11,4		-0,6	Tachi Waza per Contest	12,0		-0,5	Tachi Waza per Contest	12,0	
TW Scores per Contest	0,7		-0,3	TW Scores per Contest	1,0		-0,1	TW Scores per Contest	0,8	

<b>Tachi Waza Timing (Frequency = 1 every N min&amp;sec)</b>										
	min	sec		min	sec		min	sec		
Effective Time Freq.	0	19		TW Eff. Time Freq.	0	23		TW Eff. Time Freq.	0	18
Score Eff. Time Freq.	5	23		Score Eff. Time Freq.	4	50		Score Eff. Time Freq.	4	26
Real Time Freq.	0	28		TW Real Time Freq.	0	31		TW Real Time Freq.	0	26
Score Real Time Freq.	7	51		Score Real Time Freq.	6	30		Score Real Time Freq.	6	26



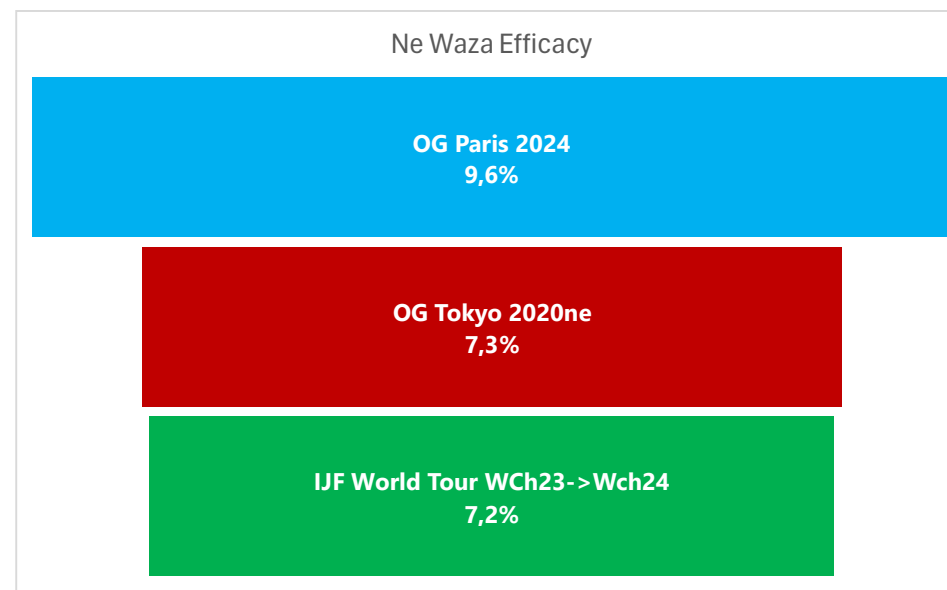
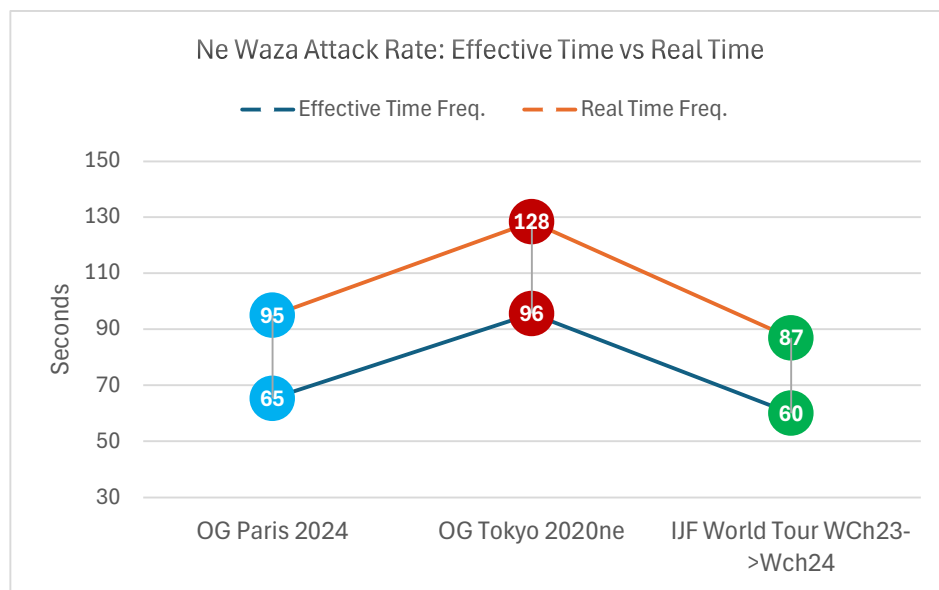
# Comparative Stats per Weight Category

# 57

Average values in 21 Competitions

OG Paris 2024		vs	OG Tokyo 2020ne		vs	IJF World Tour WCh23->Wch24				
<b>Contest Ne Waza</b>										
Ne Waza - Attacks	104		Ne Waza - Attacks	82		Ne Waza - Attacks	135,0			
Ne Waza - Scores	10	9,6%	2,3%	Ne Waza - Scores	6	7,3%	2,5%	Ne Waza - Scores	9,7	7,2%
Ne Waza per Contest	3,4		0,4	Ne Waza per Contest	2,9		-0,2	Ne Waza per Contest	3,6	
NW Scores per Contest	0,3		0,1	NW Scores per Contest	0,2		0,1	NW Scores per Contest	0,3	

<b>Ne Waza Timing (Frequency = 1 every N min&amp;sec)</b>										
	min	sec		min	sec		min	sec		
Effective Time Freq.	1	5		TW Eff. Time Freq.	1	36		TW Eff. Time Freq.	1	0
Score Eff. Time Freq.	11	19		Score Eff. Time Freq.	21	47		Score Eff. Time Freq.	13	58
Real Time Freq.	1	35		TW Real Time Freq.	2	8		TW Real Time Freq.	1	27
Score Real Time Freq.	16	28		Score Real Time Freq.	29	14		Score Real Time Freq.	20	14

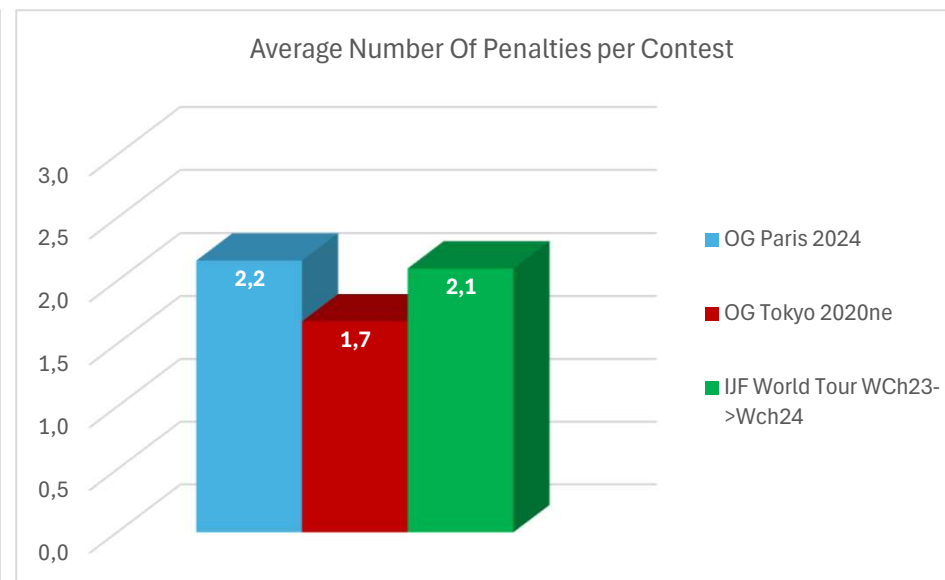
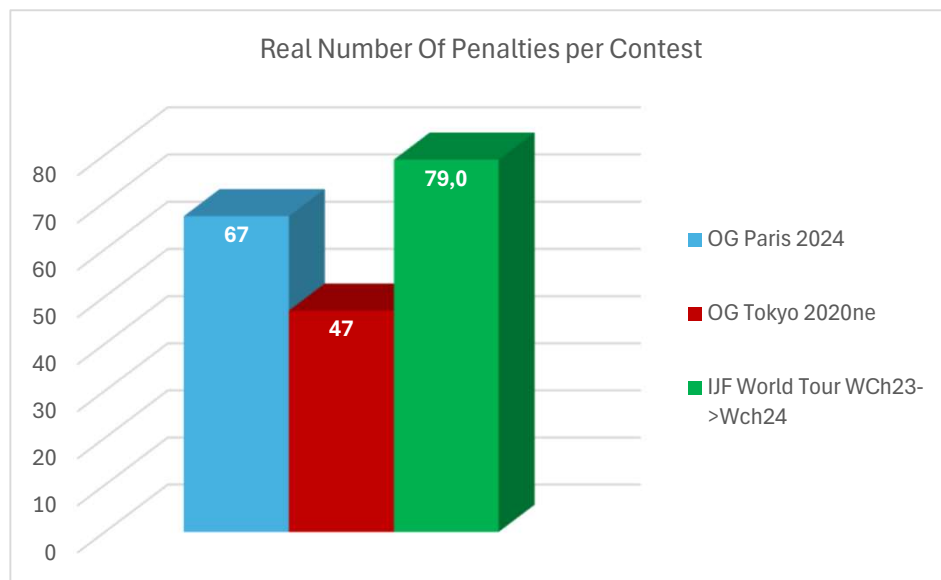




# Comparative Stats per Weight Category 57

Average values in 21 Competitions

OG Paris 2024		vs	OG Tokyo 2020ne		vs	IJF World Tour WCh23->Wch24		
Penalties								
Given Penalties	67		Given Penalties	47		Given Penalties	79,8	
Eliminated Penalties	0		Eliminated Penalties	0		Eliminated Penalties	0,8	
Real Penalties	67		Real Penalties	47		Real Penalties	79,0	
Penalties per Contest	2,2		Penalties per Contest	1,7		Penalties per Contest	2,1	
Penalty Timing (Frequency = 1 every N min&sec)								
	min	sec		min	sec		min	sec
Penalty Eff. Time Freq.	1	41	TW Eff. Time Freq.	2	47	TW Eff. Time Freq.	1	43
Penalty Real Time Freq.	2	27	TW Real Time Freq.	3	44	TW Real Time Freq.	2	29

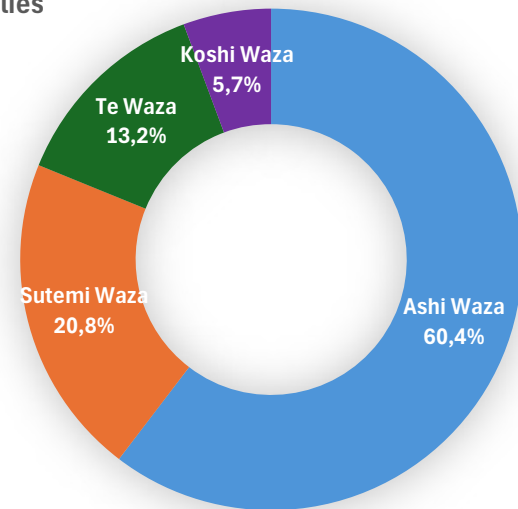


# Paris Olympic Games Tachi Waza

57

Total Tachi Waza	5 Ippon	16 Waza Ari	32 Kinza	53 Tot.
Ouchi Gari	1	2	6	9
Kosoto Gari	0	0	5	5
Osoto Otoshi	1	3	0	4
Tani Otoshi	0	2	2	4
Sumi Otoshi	1	1	1	3
Hikikomi Gaeshi	1	0	2	3
Kosoto Gake	0	2	1	3
Kouchi Gari	0	1	2	3
Sode Tsurikomi Seoi Otoshi	0	0	3	3
Sasae Tsurikomi Ashi	1	0	1	2
Uchi Makikomi	0	1	1	2
Osoto Gari	0	1	1	2
Uchi Mata	0	1	0	1
Harai Goshi	0	1	0	1
Tsuri Goshi	0	1	0	1
Tomoe Nage	0	0	1	1
Ippon Seoi Otoshi	0	0	1	1
Kouchi Makikomi	0	0	1	1
Yoko Gake	0	0	1	1
Okuriashi Barai	0	0	1	1
Gaeshi	0	0	1	1
Uki Goshi	0	0	1	1

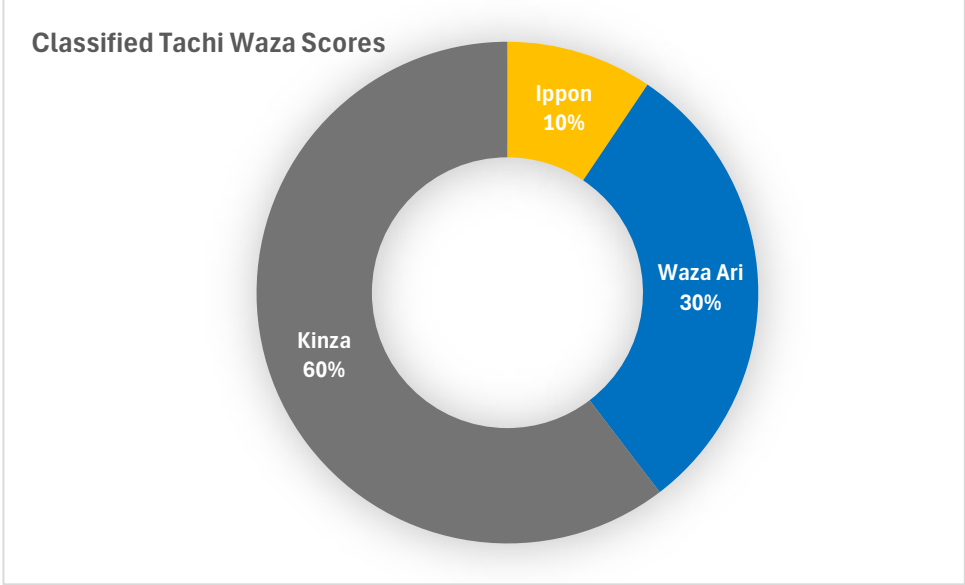
Tachi Waza Families



Paris Olympic Games Tachi Waza

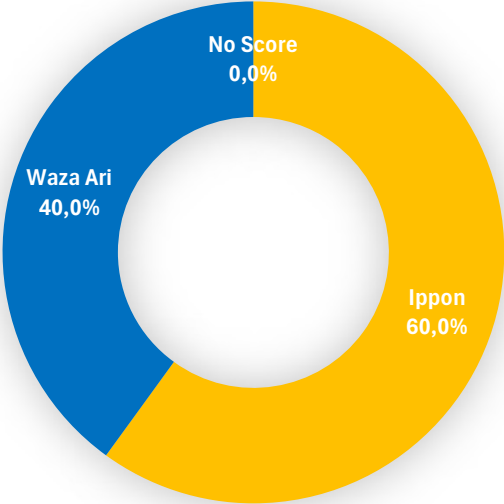
57

Tachi Waza	Ippon	Waza Ari	Kinza	Tot.
<b>Total</b>	<b>5</b>	<b>16</b>	<b>32</b>	<b>53</b>

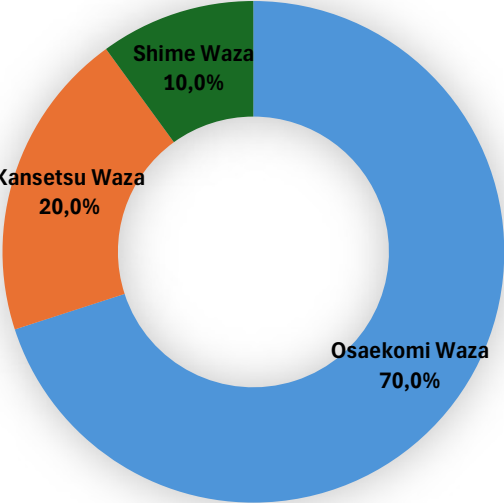


	Total Ne Waza	6 Ippon	4 Waza Ari	0 No Score	10 Tot.
Ude Ishigi Juji Gatame		2	0	0	2
Kuzure Kami Shiho Gatame		1	1	0	2
Ura Gatame		0	2	0	2
Sankaku Tate Shiho Gatame		1	0	0	1
Okuri Eri Jime		1	0	0	1
Yoko Shiho Gatame		1	0	0	1
Mune Gatame		0	1	0	1

Ne Waza Scores



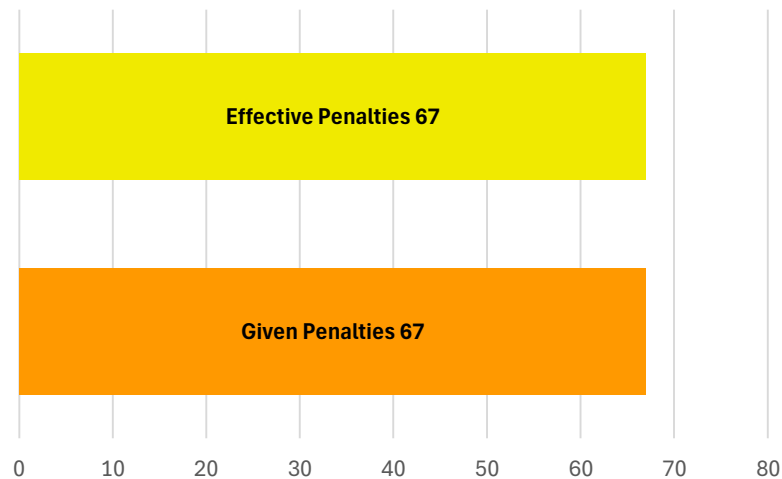
Ne Waza Families



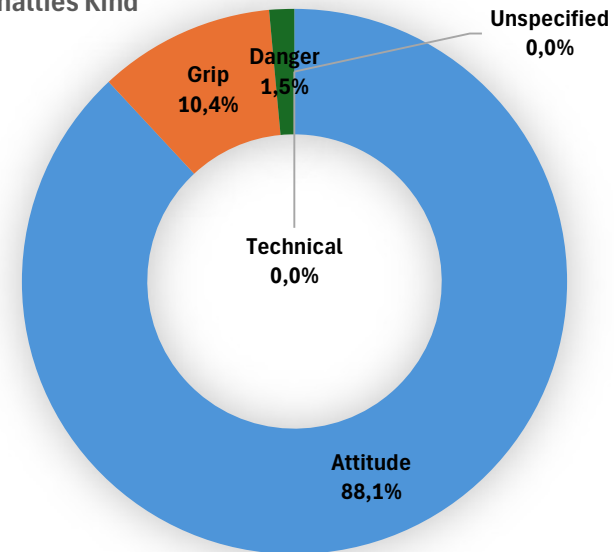
# Paris Olympic Games Penalties

57

Penalty	Total Given Penalties 67	Elim. Penalties 0	Effective Penalties 67	Shido 58	HSK 9
No Combattività	26	0	26	22	4
Refuse The Grip	16	0	16	16	0
False Attack	10	0	10	7	3
Exit	4	0	4	4	0
Negative Judo	3	0	3	3	0
Single Grip	2	0	2	2	0
Grip Inside the Judogi	1	0	1	0	1
Diving	1	0	1	0	1
Grip Below the Belt	1	0	1	1	0
Belt Grip	1	0	1	1	0
One Side Grip	1	0	1	1	0
Finger Grip	1	0	1	1	0



Given Penalties Kind

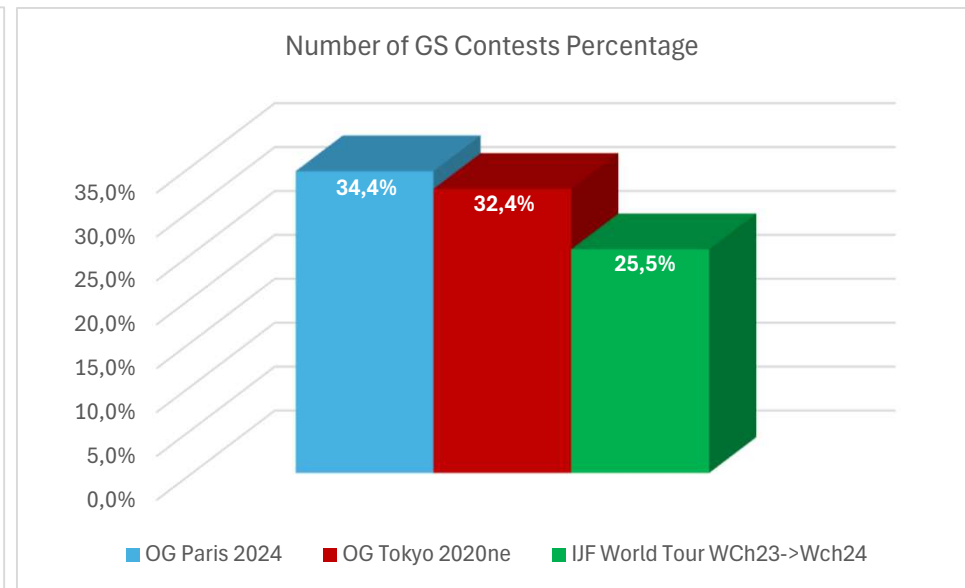
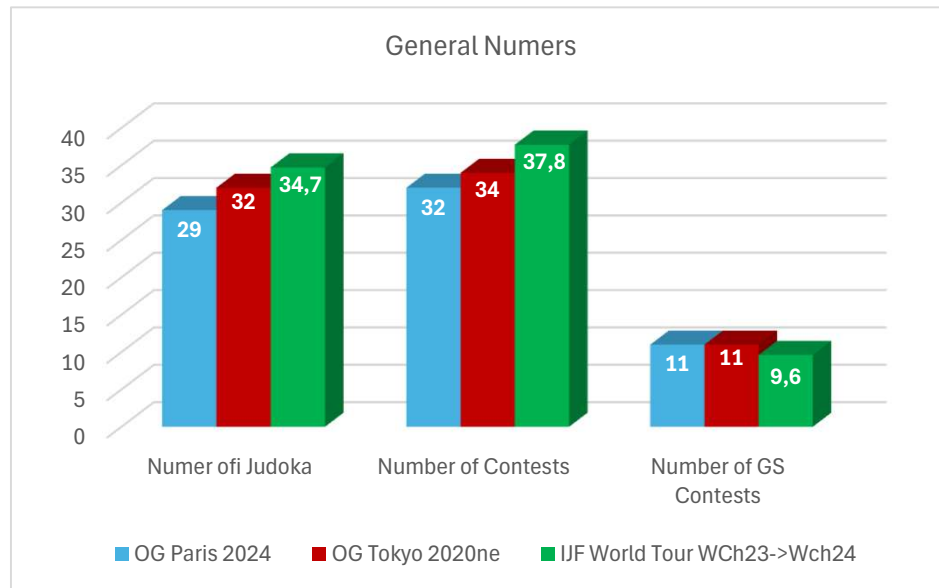


# Comparative Stats per Weight Category

63

Average values in 21 Competitions

OG Paris 2024		vs	OG Tokyo 2020ne		vs	IJF World Tour WCh23->Wch24	
Numer of Judoka	29	-3	Numer of Judoka	32	-5,7	Numer of Judoka	34,7
Number of Contests	32	-2	Number of Contests	34	-5,8	Number of Contests	37,8
Number of GS Contests	11 34,4%	2,0%	Number of GS Contests	11 32,4%	8,9%	Number of GS Contests	9,6 25,5%

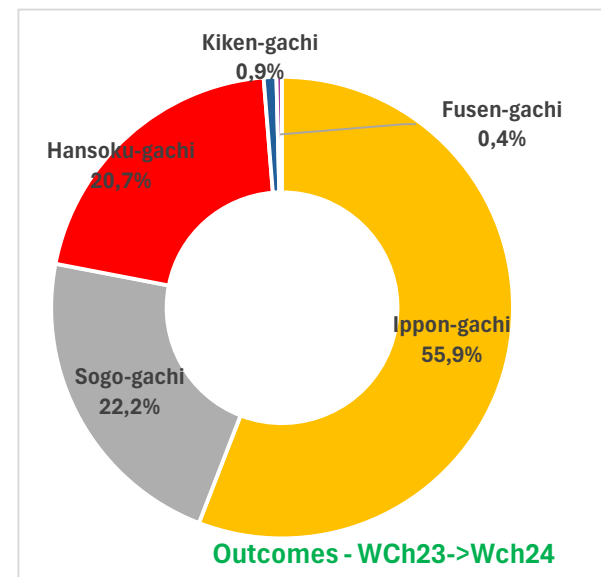
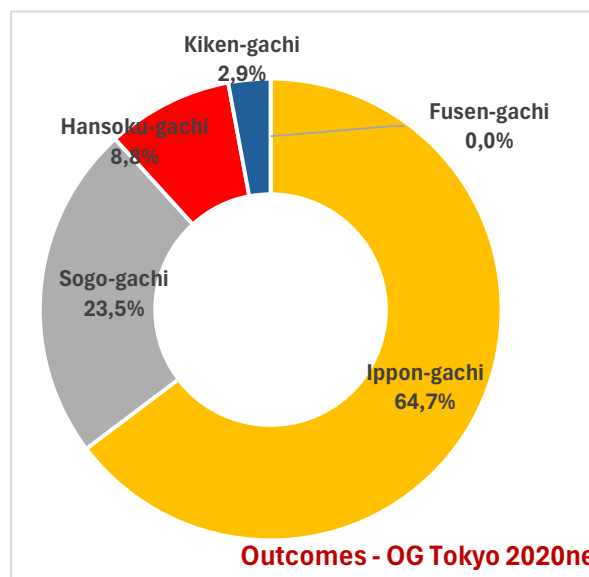
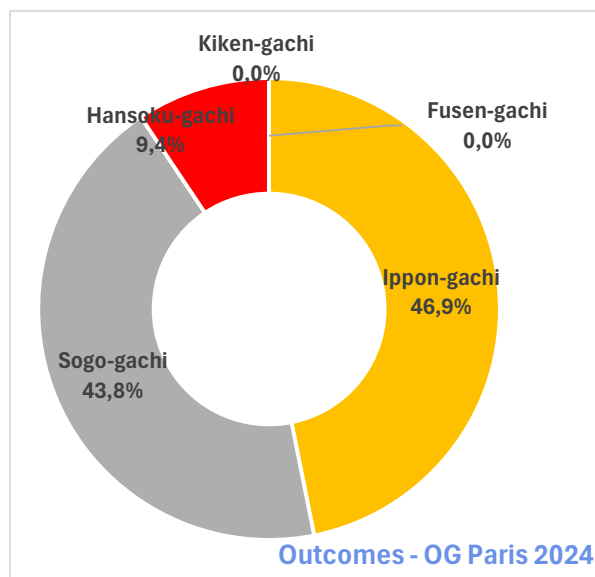


# Comparative Stats per Weight Category

63

Average values in 21 Competitions

OG Paris 2024		vs	OG Tokyo 2020ne		vs	IJF World Tour WCh23->Wch24	
Kind of Contest Outcome							
Ippon-gachi	15 46,9%	-17,8%	Ippon-gachi	22 64,7%	-9,0%	Ippon-gachi	21,1 55,9%
Sogo-gachi	14 43,8%	20,2%	Sogo-gachi	8 23,5%	21,6%	Sogo-gachi	8,4 22,2%
Hansoku-gachi	3 9,4%	0,6%	Hansoku-gachi	3 8,8%	-11,3%	Hansoku-gachi	7,8 20,7%
Kiken-gachi	0 0,0%	-2,9%	Kiken-gachi	1 2,9%	-0,9%	Kiken-gachi	0,3 0,9%
Fusen-gachi	0 0,0%	0,0%	Fusen-gachi	0 0,0%	-0,4%	Fusen-gachi	0,1 0,4%

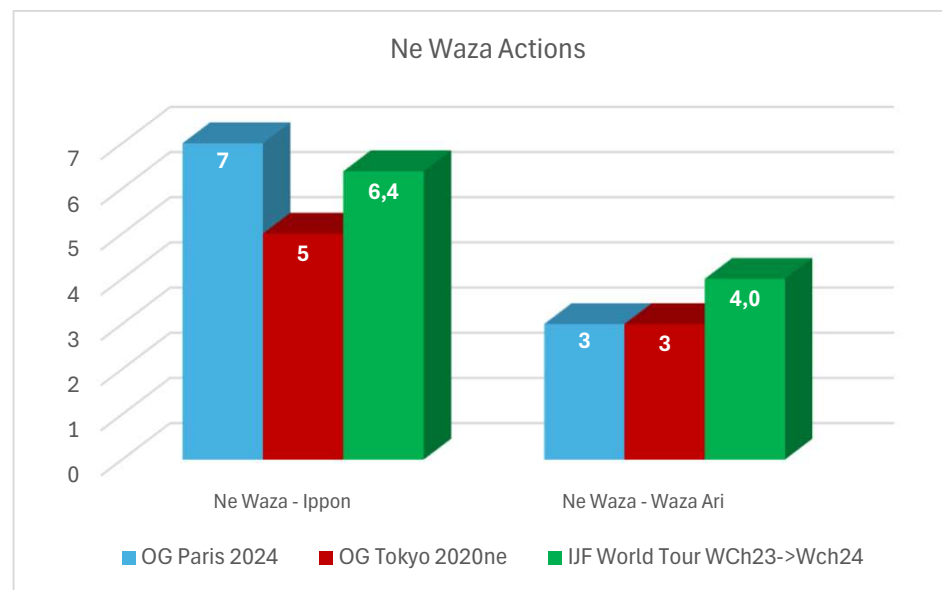
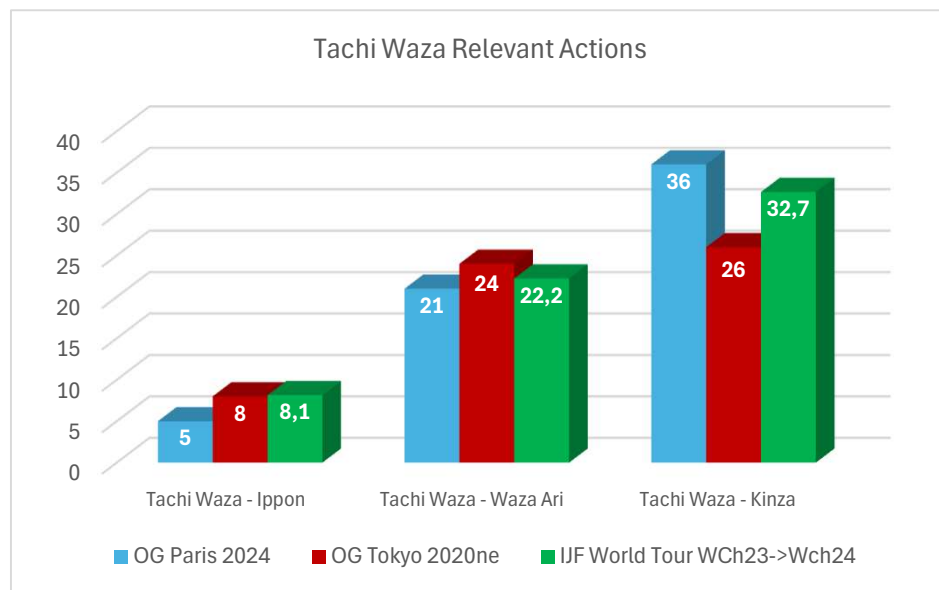


# Comparative Stats per Weight Category

# 63

Average values in 21 Competitions

OG Paris 2024			vs	OG Tokyo 2020ne			vs	IJF World Tour WCh23->Wch24		
Kind of achieved Scores and Actions										
Tachi Waza - Ippon	5	1,3%	-1,0%	Tachi Waza - Ippon	8	2,4%	-0,5%	Tachi Waza - Ippon	8,1	1,9%
Tachi Waza - Waza Ari	21	5,6%	-1,4%	Tachi Waza - Waza Ari	24	7,1%	0,5%	Tachi Waza - Waza Ari	22,2	5,1%
Tachi Waza - Kinza	36	9,7%	2,0%	Tachi Waza - Kinza	26	7,7%	2,2%	Tachi Waza - Kinza	32,7	7,5%
Tachi Waza - No Score	310	83,3%	0,4%	Tachi Waza - No Score	281	82,9%	-2,2%	Tachi Waza - No Score	371,7	85,5%
<b>Tachi Waza EFF.</b>	<b>7,0%</b>		<b>-2,5%</b>	<b>Tachi Waza EFF.</b>	<b>9,4%</b>		<b>0,0%</b>	<b>Tachi Waza EFF.</b>	<b>7,0%</b>	
Ne Waza - Ippon	7	6,7%	1,5%	Ne Waza - Ippon	5	5,2%	1,0%	Ne Waza - Ippon	6,4	5,7%
Ne Waza - Waza Ari	3	2,9%	-0,2%	Ne Waza - Waza Ari	3	3,1%	-0,7%	Ne Waza - Waza Ari	4,0	3,6%
Ne Waza - No Score	95	90,5%	-1,3%	Ne Waza - No Score	89	91,8%	-0,3%	Ne Waza - No Score	101,9	90,8%
<b>Ne Waza EFF.</b>	<b>9,5%</b>		<b>1,3%</b>	<b>Ne Waza EFF.</b>	<b>8,2%</b>		<b>0,3%</b>	<b>Ne Waza EFF.</b>	<b>9,2%</b>	



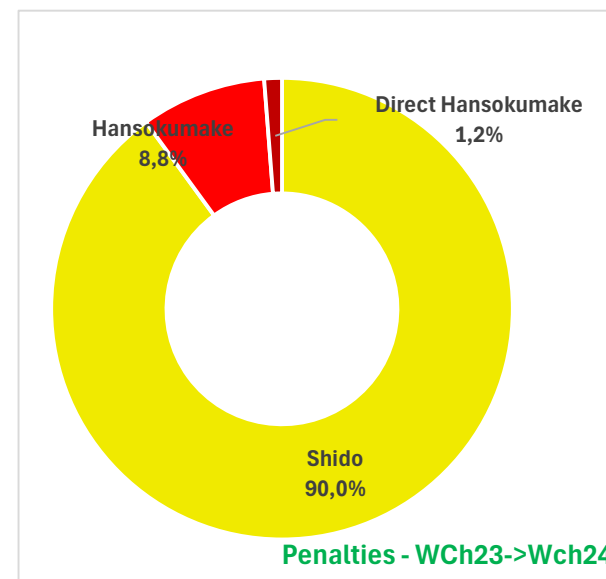
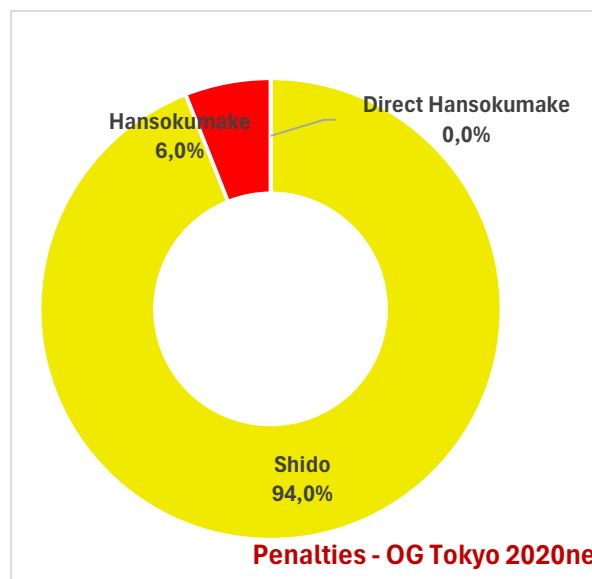
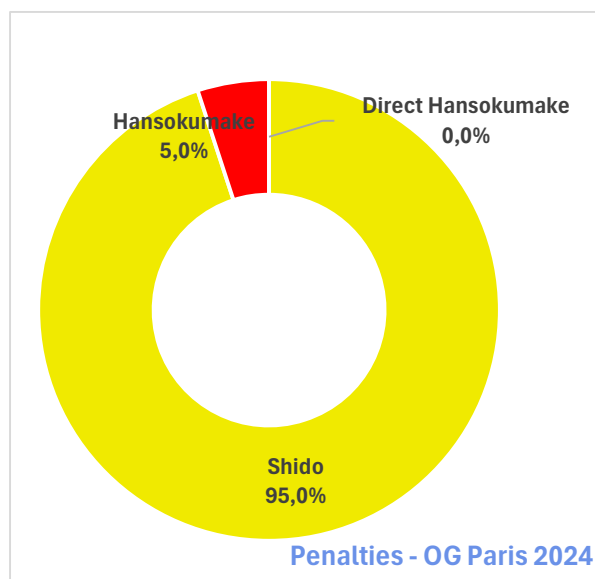


# Comparative Stats per Weight Category

63

Average values in 21 Competitions

OG Paris 2024			vs	OG Tokyo 2020ne			vs	IJF World Tour WCh23->Wch24		
Kind of Penalties										
Shido	57	95,0%	1,0%	Shido	47	94,0%	5,0%	Shido	69,7	90,0%
Hansokumake	3	5,0%	-1,0%	Hansokumake	3	6,0%	-3,8%	Hansokumake	6,8	8,8%
Direct Hansokumake	0	0,0%	0,0%	Direct Hansokumake	0	0,0%	-1,2%	Direct Hansokumake	1,0	1,2%



# Comparative Stats per Weight Category

# 63

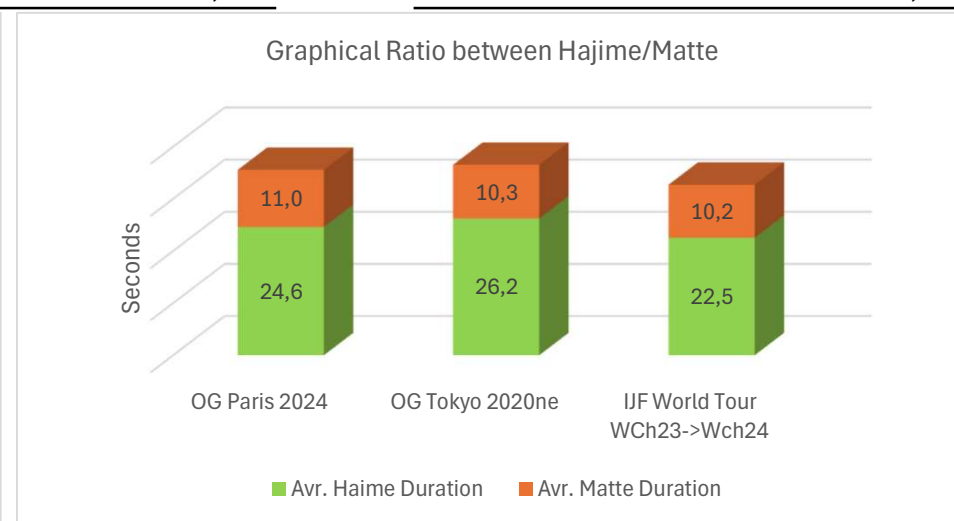
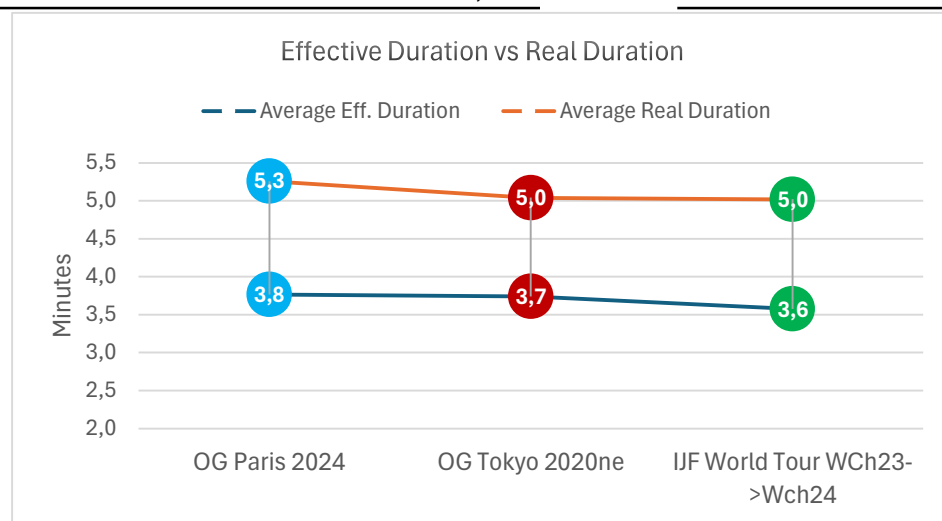
Average values in 21 Competitions

<b>OG Paris 2024</b>	vs	<b>OG Tokyo 2020ne</b>	vs	<b>IJF World Tour WCh23-&gt;Wch24</b>
<b>Contests Timing</b>				

	OG Paris 2024		OG Tokyo 2020ne		IJF World Tour WCh23->Wch24	
	min	sec	min	sec	min	sec
Avr. Hajime Number:	<b>9,2</b>		<b>8,6</b>		<b>9,5</b>	
Average Eff. Duration	3	46	3	44	3	35
Average Real Duration	5	16	5	3	5	1
Avr. Haime Duration	24,6		26,2		22,5	
Avr. Matte Duration	11,0		10,3		10,2	

<b>Golden Score Timing</b>				
----------------------------	--	--	--	--

	OG Paris 2024		OG Tokyo 2020ne		IJF World Tour WCh23->Wch24	
	min	sec	min	sec	min	sec
Avr. Hajime Number:	<b>1,5</b>		<b>1,8</b>		<b>1,6</b>	
Average Eff. Duration	0	31	0	38	0	31
Average Real Duration	0	44	0	56	0	46
Avr. Haime Duration	21,3		21,3		19,1	
Avr. Matte Duration	11,7		12,2		11,6	



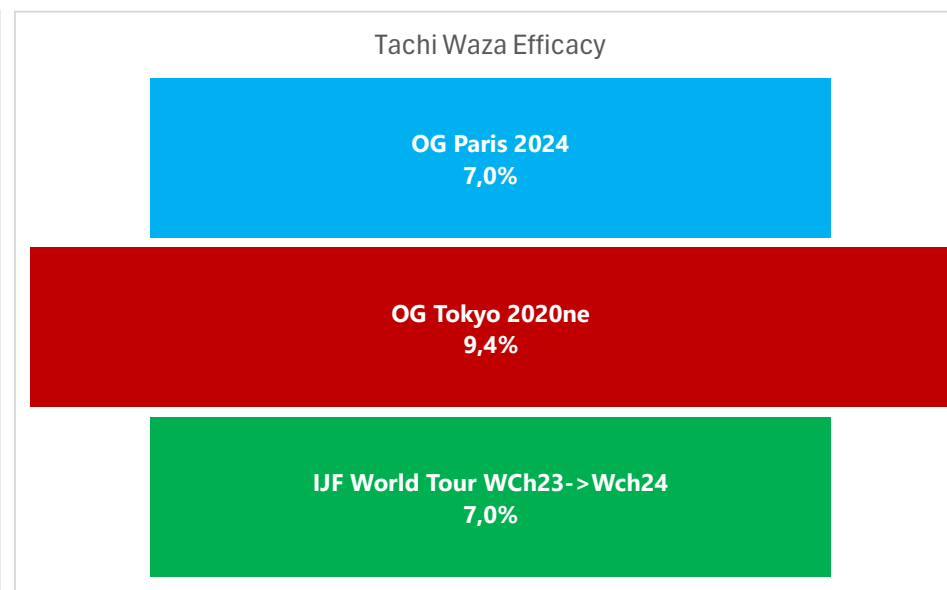
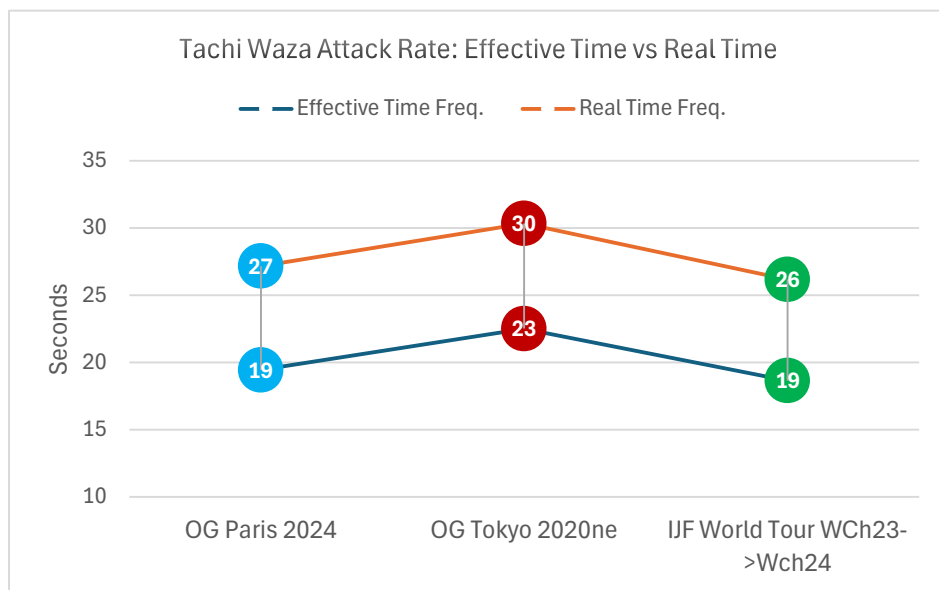
# Comparative Stats per Weight Category

# 63

Average values in 21 Competitions

OG Paris 2024		vs	OG Tokyo 2020ne		vs	IJF World Tour WCh23->Wch24				
<b>Contest Tachi Waza</b>										
Tachi Waza - Attacks	372		Tachi Waza - Attacks	339		Tachi Waza - Attacks	434,7			
Tachi Waza - Scores	26	7,0%	-2,5%	Tachi Waza - Scores	32	9,4%	0,0%	Tachi Waza - Scores	30,4	7,0%
Tachi Waza per Contest	11,6		1,7	Tachi Waza per Contest	10,0		0,1	Tachi Waza per Contest	11,5	
TW Scores per Contest	0,8		-0,1	TW Scores per Contest	0,9		0,0	TW Scores per Contest	0,8	

<b>Tachi Waza Timing (Frequency = 1 every N min&amp;sec)</b>										
	min	sec		min	sec		min	sec		
Effective Time Freq.	0	19		TW Eff. Time Freq.	0	23		TW Eff. Time Freq.	0	19
Score Eff. Time Freq.	4	38		Score Eff. Time Freq.	3	58		Score Eff. Time Freq.	4	27
Real Time Freq.	0	27		TW Real Time Freq.	0	30		TW Real Time Freq.	0	26
Score Real Time Freq.	6	29		Score Real Time Freq.	5	21		Score Real Time Freq.	6	14

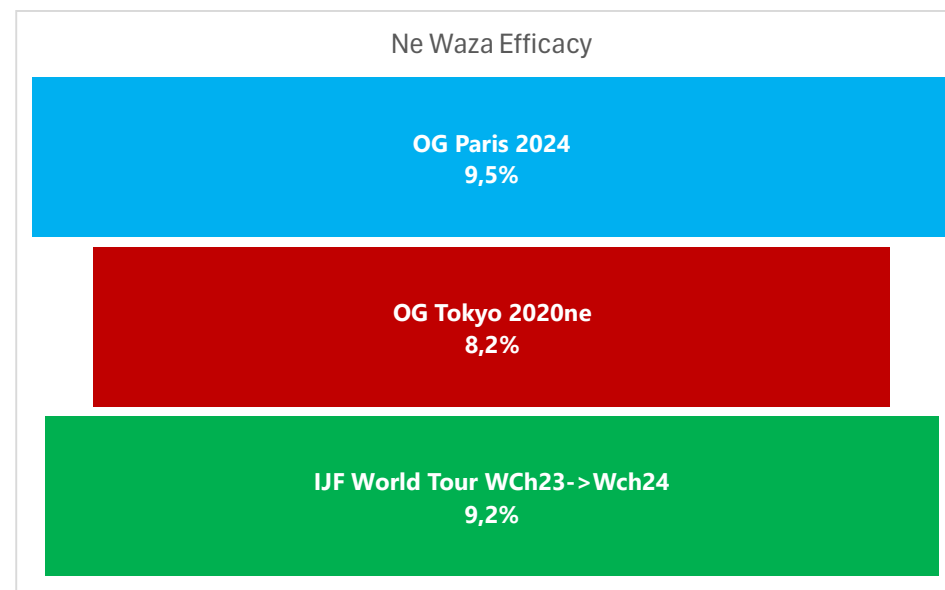
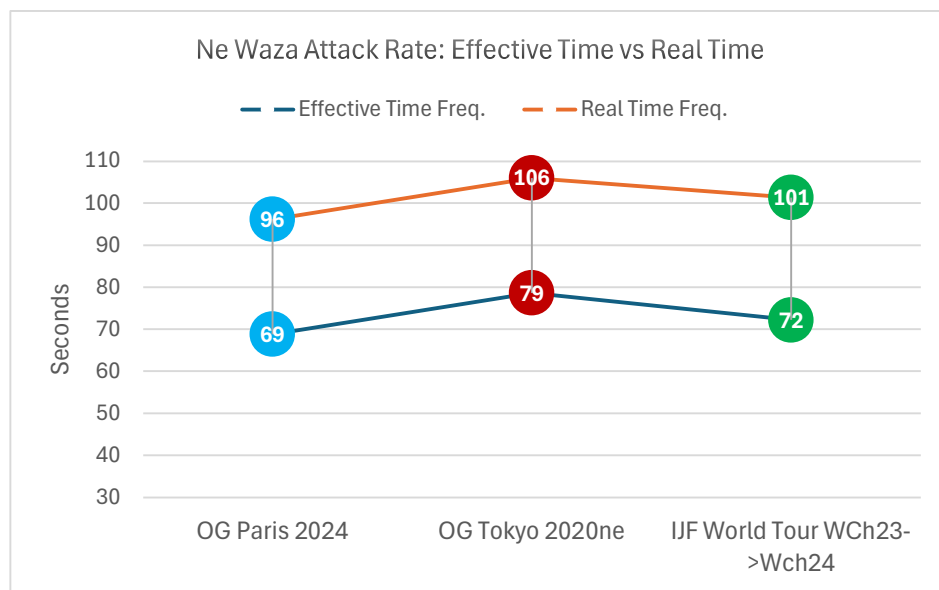


# Comparative Stats per Weight Category

# 63

Average values in 21 Competitions

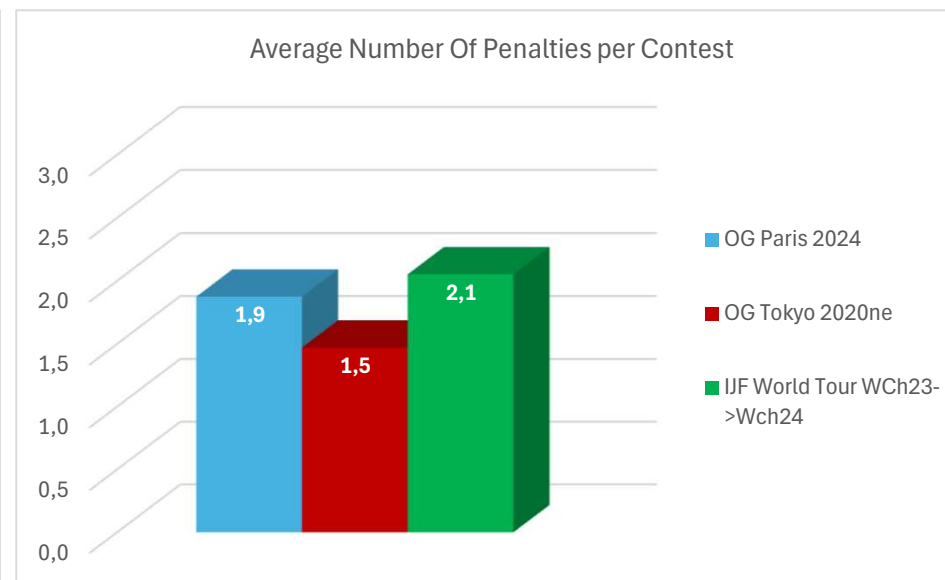
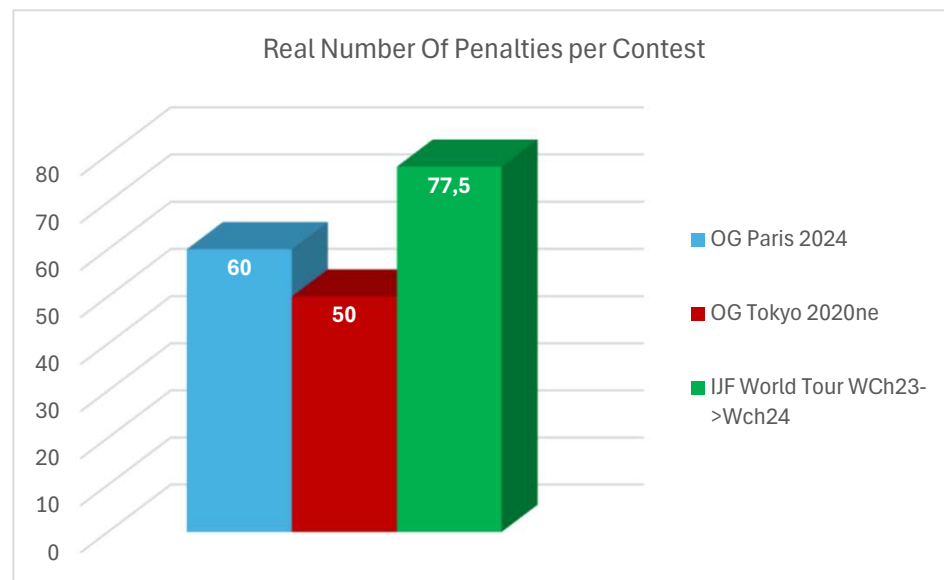
OG Paris 2024		vs	OG Tokyo 2020ne		vs	IJF World Tour WCh23->Wch24				
Contest Ne Waza										
Ne Waza - Attacks	105		Ne Waza - Attacks	97		Ne Waza - Attacks	112,2			
Ne Waza - Scores	10	9,5%	1,3%	Ne Waza - Scores	8	8,2%	0,3%	Ne Waza - Scores	10,4	9,2%
Ne Waza per Contest	3,3		0,4	Ne Waza per Contest	2,9		0,3	Ne Waza per Contest	3,0	
NW Scores per Contest	0,3		0,1	NW Scores per Contest	0,2		0,0	NW Scores per Contest	0,3	
Ne Waza Timing (Frequency = 1 every N min&sec)										
	min	sec		min	sec		min	sec		
Effective Time Freq.	1	9		TW Eff. Time Freq.	1	19		TW Eff. Time Freq.	1	12
Score Eff. Time Freq.	12	3		Score Eff. Time Freq.	15	54		Score Eff. Time Freq.	13	1
Real Time Freq.	1	36		TW Real Time Freq.	1	46		TW Real Time Freq.	1	41
Score Real Time Freq.	16	50		Score Real Time Freq.	21	26		Score Real Time Freq.	18	16



# Comparative Stats per Weight Category 63

Average values in 21 Competitions

OG Paris 2024		vs	OG Tokyo 2020ne		vs	IJF World Tour WCh23->Wch24		
Penalties								
Given Penalties	60		Given Penalties	50		Given Penalties	78,3	
Eliminated Penalties	0		Eliminated Penalties	0		Eliminated Penalties	0,9	
Real Penalties	60		Real Penalties	50		Real Penalties	77,5	
Penalties per Contest	1,9		Penalties per Contest	1,5		Penalties per Contest	2,1	
Penalty Timing (Frequency = 1 every N min&sec)								
	min	sec		min	sec		min	sec
Penalty Eff. Time Freq.	2	1	TW Eff. Time Freq.	2	33	TW Eff. Time Freq.	1	45
Penalty Real Time Freq.	2	48	TW Real Time Freq.	3	26	TW Real Time Freq.	2	27

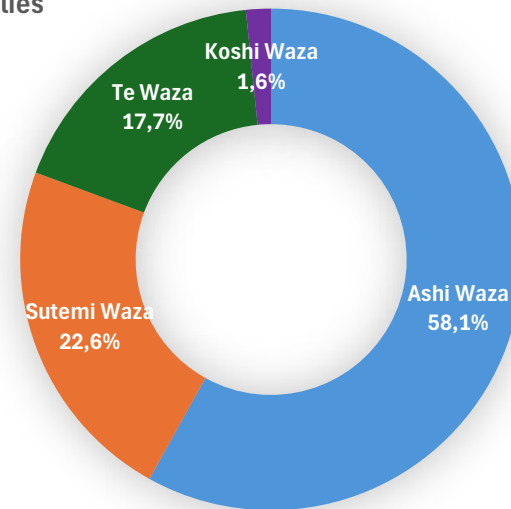


## Paris Olympic Games Tachi Waza

63

Total Tachi Waza	5 Ippon	21 Waza Ari	36 Kinza	62 Tot.
Ouchi Gari	0	4	5	9
Kouchi Gari	0	4	4	8
Sumi Gaeshi	1	2	2	5
Kosoto Gake	0	1	3	4
Sasae Tsurikomi Ashi	0	1	2	3
Kosoto Gari	0	0	3	3
Tai Otoshi	1	0	1	2
Tani Otoshi	1	0	1	2
Ura Nage	1	0	1	2
Osoto Otoshi	0	1	1	2
Ippon Seoi Otoshi	0	1	1	2
Yoko Tomoe Nage	0	1	1	2
Uki Otoshi	0	1	1	2
Kouchi Makikomi	0	0	2	2
Osoto Gari	1	0	0	1
Sumi Otoshi	0	1	0	1
Ippon Seoi Nage	0	1	0	1
Eri Seoi Otoshi	0	1	0	1
Hikikomi Gaeshi	0	1	0	1
Koshi Guruma	0	1	0	1
Morote Seoi Otoshi	0	0	1	1
Deashi Barai	0	0	1	1
Okuriashi Barai	0	0	1	1
Uchimata Makikomi	0	0	1	1
Gaeshi	0	0	1	1
Tsubame Gaeshi	0	0	1	1
Uki Waza	0	0	1	1

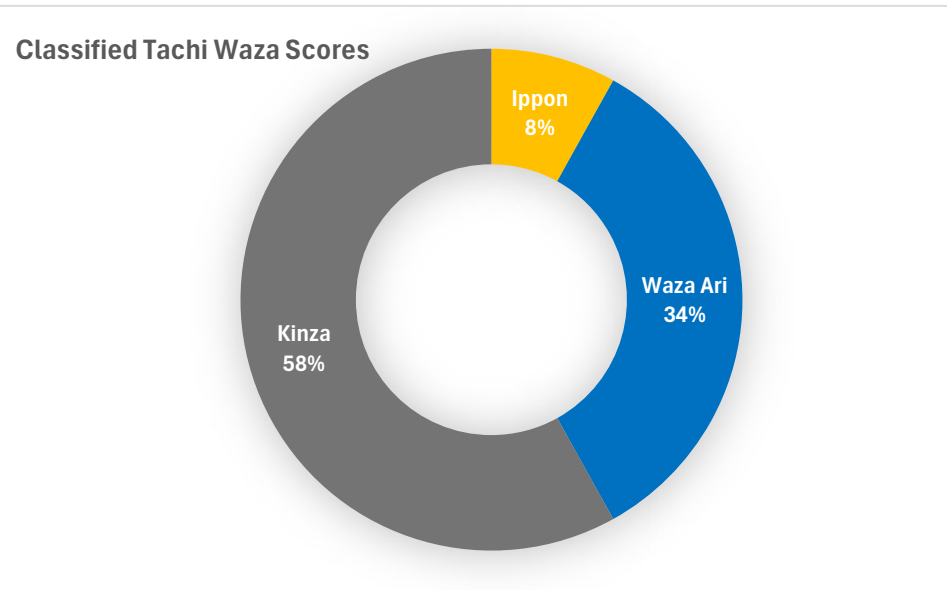
Tachi Waza Families



# Paris Olympic Games Tachi Waza

63

Tachi Waza	Ippon	Waza Ari	Kinza	Tot.
Kata Guruma	0	0	1	1
<b>Total</b>	<b>5</b>	<b>21</b>	<b>36</b>	<b>62</b>

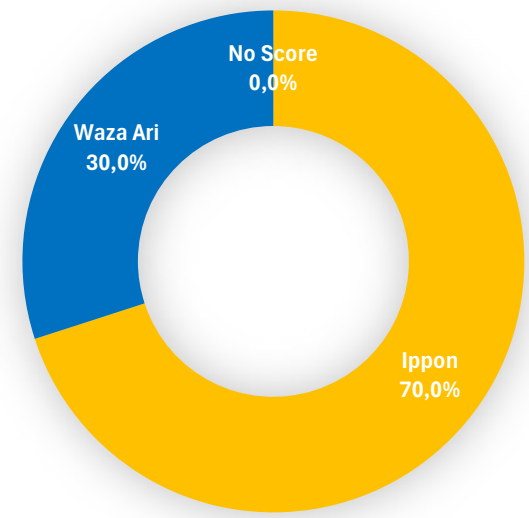


# Paris Olympic Games Ne Waza

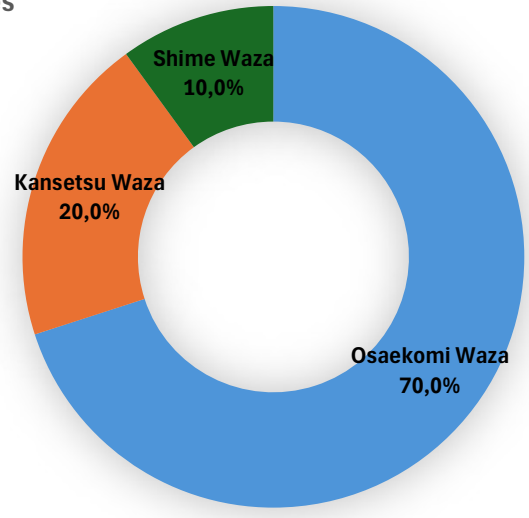
63

	Total Ne Waza	7 Ippon	3 Waza Ari	0 No Score	10 Tot.
Ude Ishigi Juji Gatame		2	0	0	2
Mune Gatame		1	1	0	2
Kuzure Kesa Gatame		1	0	0	1
Yoko Shiho Gatame		1	0	0	1
Kata Gatame		1	0	0	1
Sankaku Jime		1	0	0	1
Tate Shiho Gatame		0	1	0	1
Kuzure Kami Shiho Gatame		0	1	0	1

Ne Waza Scores



Ne Waza Families





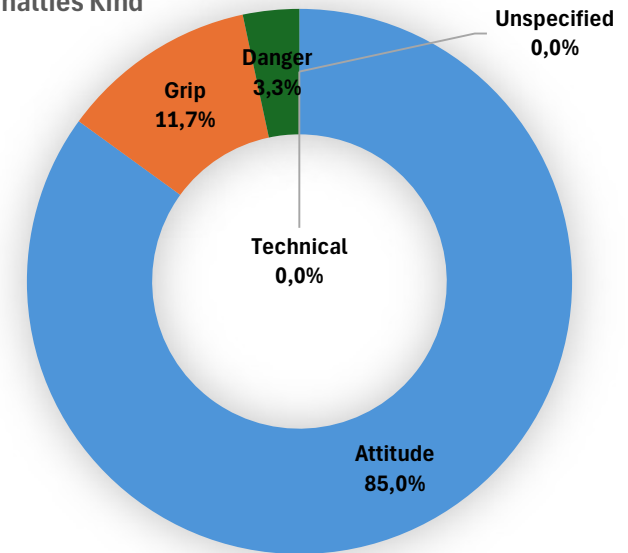
# Paris Olympic Games Penalties

63

Penalty	Total Given Penalties	0 Elim. Penalties	60 Effective Penalties	57 Shido	3 HSK
No Combattivity	19	0	19	19	0
Refuse The Grip	16	0	16	15	1
False Attack	12	0	12	11	1
Grip Below the Belt	4	0	4	3	1
Exit	2	0	2	2	0
One Side Grip	2	0	2	2	0
Pistol Grip	1	0	1	1	0
Ducking Head	1	0	1	1	0
Negative Judo	1	0	1	1	0
Setching Leg in Shime Waza	1	0	1	1	0
Two Hands Defence	1	0	1	1	0



Given Penalties Kind

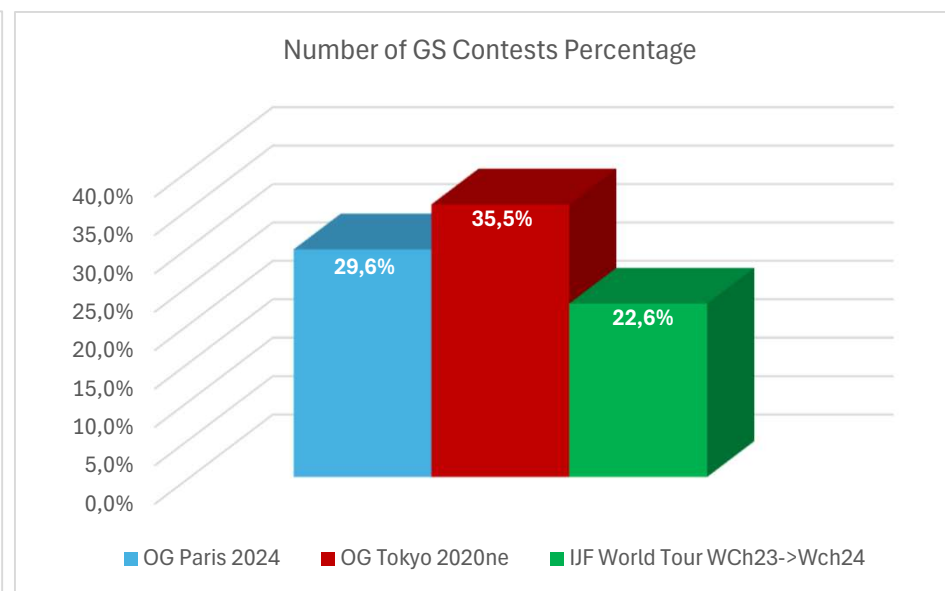
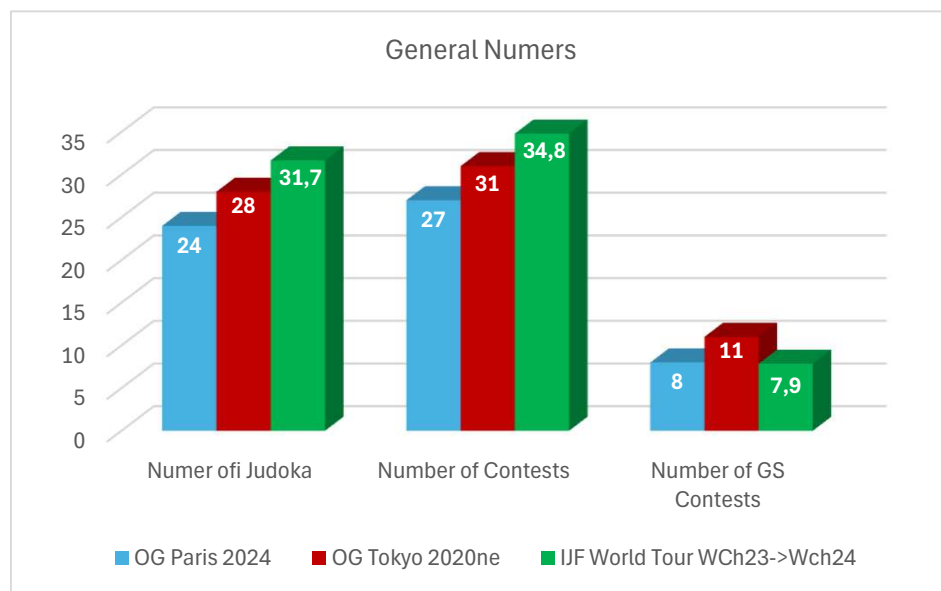


# Comparative Stats per Weight Category

70

Average values in 21 Competitions

OG Paris 2024		vs	OG Tokyo 2020ne		vs	IJF World Tour WCh23->Wch24	
Numer of Judoka	24	-4	Numer of Judoka	28	-7,7	Numer of Judoka	31,7
Number of Contests	27	-4	Number of Contests	31	-7,8	Number of Contests	34,8
Number of GS Contests	8 29,6%	-5,9%	Number of GS Contests	11 35,5%	7,1%	Number of GS Contests	7,9 22,6%

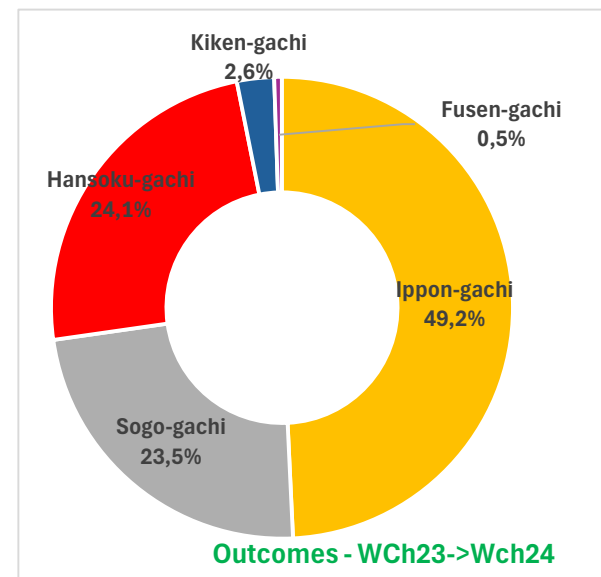
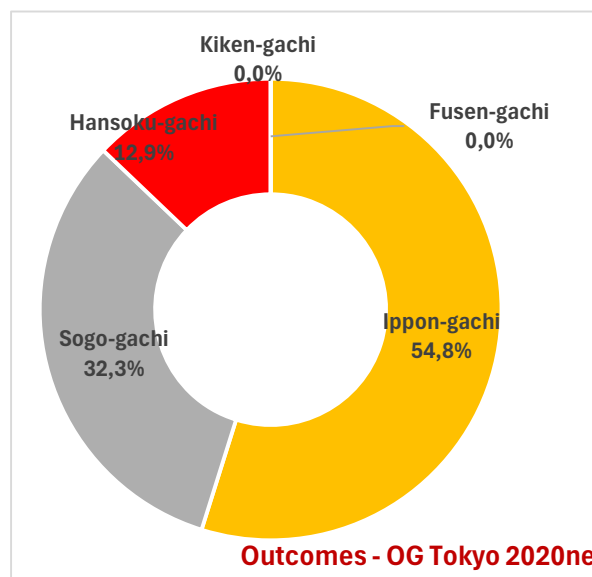
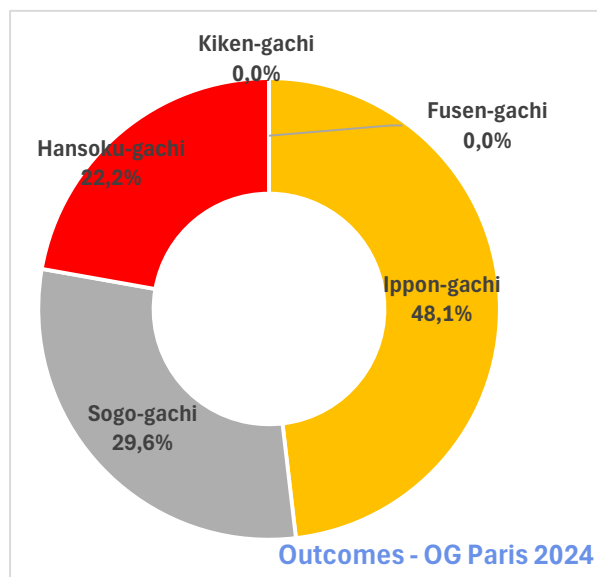


# Comparative Stats per Weight Category

70

Average values in 21 Competitions

OG Paris 2024		vs	OG Tokyo 2020ne		vs	IJF World Tour WCh23->Wch24	
Kind of Contest Outcome							
Ippon-gachi	13 48,1%	-6,7%	Ippon-gachi	17 54,8%	-1,1%	Ippon-gachi	17,1 49,2%
Sogo-gachi	8 29,6%	-2,6%	Sogo-gachi	10 32,3%	6,1%	Sogo-gachi	8,2 23,5%
Hansoku-gachi	6 22,2%	9,3%	Hansoku-gachi	4 12,9%	-1,9%	Hansoku-gachi	8,4 24,1%
Kiken-gachi	0 0,0%	0,0%	Kiken-gachi	0 0,0%	-2,6%	Kiken-gachi	0,9 2,6%
Fusen-gachi	0 0,0%	0,0%	Fusen-gachi	0 0,0%	-0,5%	Fusen-gachi	0,2 0,5%

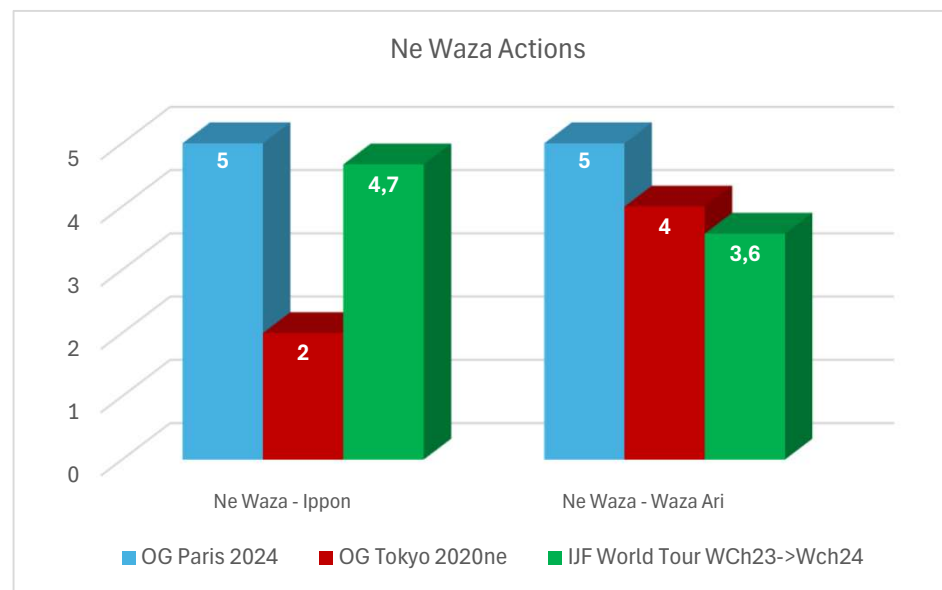
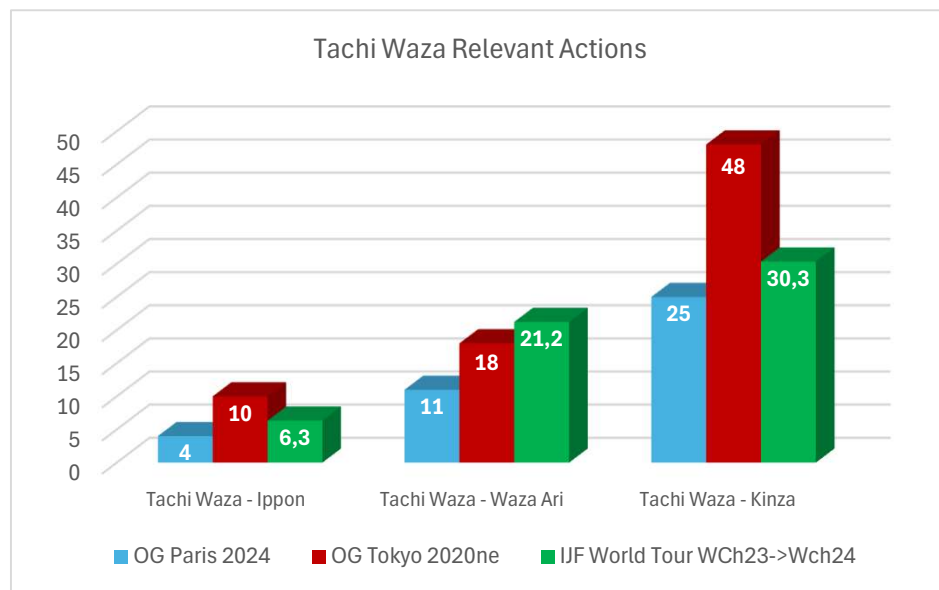


# Comparative Stats per Weight Category

# 70

Average values in 21 Competitions

OG Paris 2024			vs	OG Tokyo 2020ne			vs	IJF World Tour WCh23->Wch24		
Kind of achieved Scores and Actions										
Tachi Waza - Ippon	4	1,4%	-1,1%	Tachi Waza - Ippon	10	2,5%	-0,2%	Tachi Waza - Ippon	6,3	1,6%
Tachi Waza - Waza Ari	11	3,9%	-0,7%	Tachi Waza - Waza Ari	18	4,5%	-1,4%	Tachi Waza - Waza Ari	21,2	5,2%
Tachi Waza - Kinza	25	8,8%	-3,3%	Tachi Waza - Kinza	48	12,0%	1,3%	Tachi Waza - Kinza	30,3	7,4%
Tachi Waza - No Score	245	86,0%	5,0%	Tachi Waza - No Score	323	81,0%	0,2%	Tachi Waza - No Score	349,4	85,8%
<b>Tachi Waza EFF.</b>	<b>5,3%</b>		<b>-1,8%</b>	<b>Tachi Waza EFF.</b>	<b>7,0%</b>		<b>-1,5%</b>	<b>Tachi Waza EFF.</b>	<b>6,8%</b>	
Ne Waza - Ippon	5	4,4%	2,3%	Ne Waza - Ippon	2	2,1%	0,5%	Ne Waza - Ippon	4,7	3,9%
Ne Waza - Waza Ari	5	4,4%	0,2%	Ne Waza - Waza Ari	4	4,3%	1,4%	Ne Waza - Waza Ari	3,6	3,0%
Ne Waza - No Score	103	91,2%	-2,5%	Ne Waza - No Score	88	93,6%	-2,0%	Ne Waza - No Score	111,3	93,1%
<b>Ne Waza EFF.</b>	<b>8,8%</b>		<b>2,5%</b>	<b>Ne Waza EFF.</b>	<b>6,4%</b>		<b>2,0%</b>	<b>Ne Waza EFF.</b>	<b>6,9%</b>	

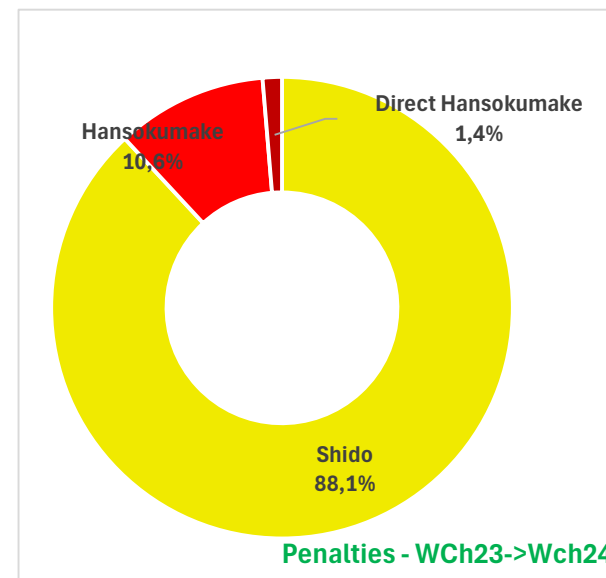
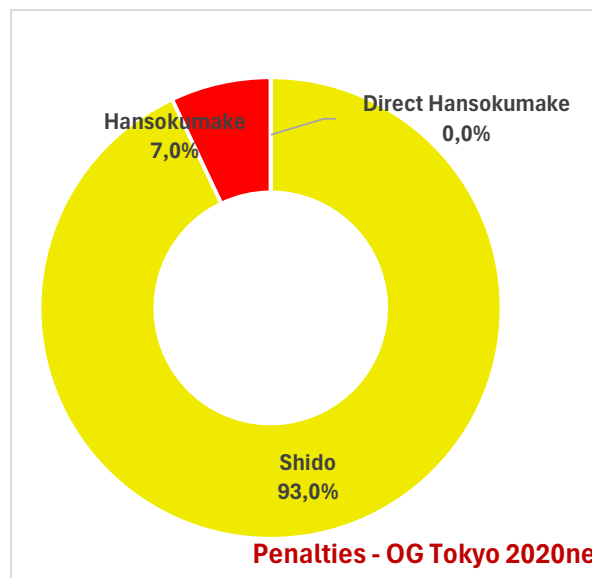
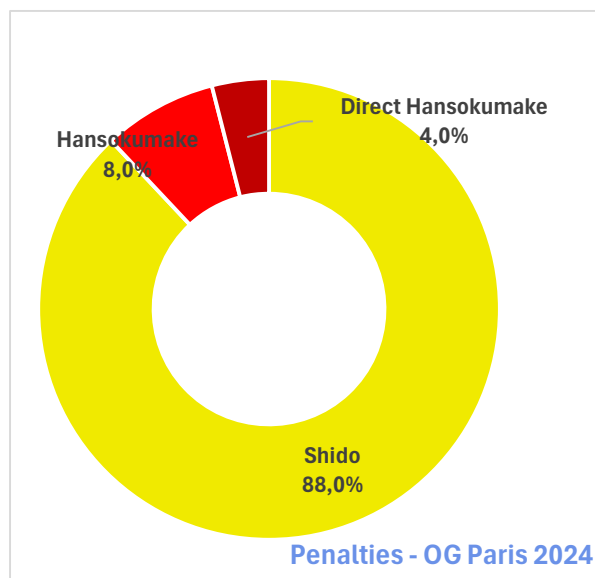


# Comparative Stats per Weight Category

70

Average values in 21 Competitions

OG Paris 2024			vs	OG Tokyo 2020ne			vs	IJF World Tour WCh23->Wch24		
Kind of Penalties										
Shido	44	88,0%	-5,0%	Shido	53	93,0%	-0,1%	Shido	62,0	88,1%
Hansokumake	4	8,0%	1,0%	Hansokumake	4	7,0%	-2,6%	Hansokumake	7,4	10,6%
Direct Hansokumake	2	4,0%	4,0%	Direct Hansokumake	0	0,0%	2,6%	Direct Hansokumake	1,0	1,4%



# Comparative Stats per Weight Category 70

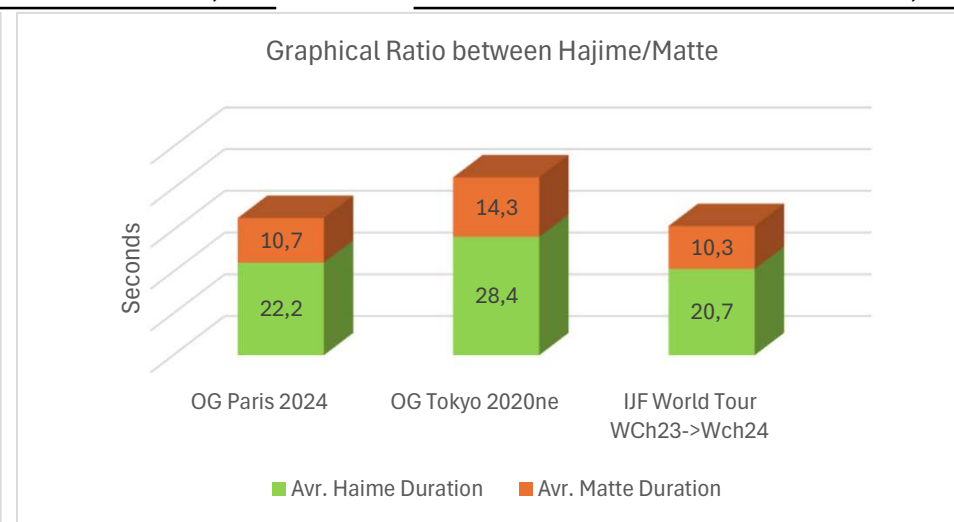
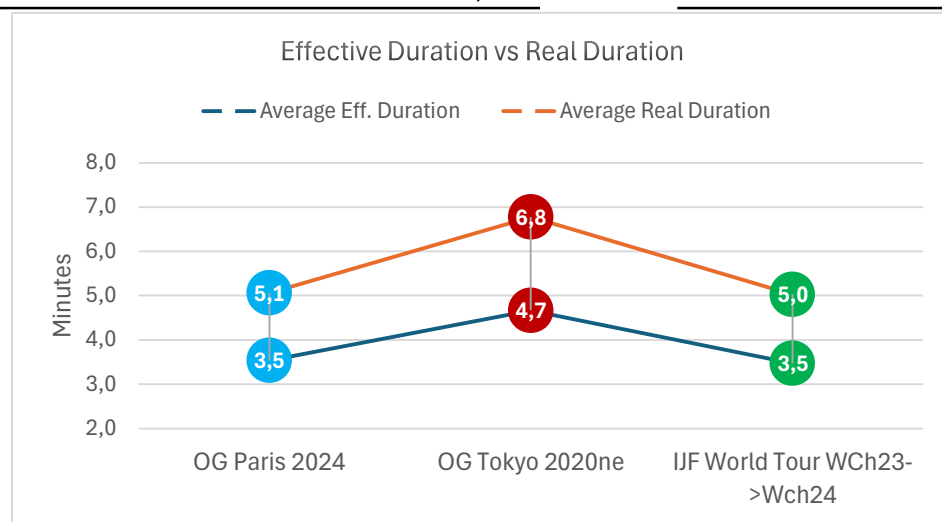
Average values in 21 Competitions

<b>OG Paris 2024</b>	vs	<b>OG Tokyo 2020ne</b>	vs	<b>IJF World Tour WCh23-&gt;Wch24</b>
<b>Contests Timing</b>				

OG Paris 2024			OG Tokyo 2020ne			IJF World Tour WCh23->Wch24		
Avr. Hajime Number: <b>9,6</b>			Avr. Hajime Number: <b>9,9</b>			Avr. Hajime Number: <b>10,1</b>		
	min	sec		min	sec		min	sec
Average Eff. Duration	3	32	Average Eff. Duration	4	40	Average Eff. Duration	3	28
Average Real Duration	5	4	Average Real Duration	6	47	Average Real Duration	5	2
Avr. Haime Duration		22,2	Avr. Haime Duration		28,4	Avr. Haime Duration		20,7
Avr. Matte Duration		10,7	Avr. Matte Duration		14,3	Avr. Matte Duration		10,3

<b>Golden Score Timing</b>								
----------------------------	--	--	--	--	--	--	--	--

OG Paris 2024			OG Tokyo 2020ne			IJF World Tour WCh23->Wch24		
Avr. Hajime Number: <b>1,1</b>			Avr. Hajime Number: <b>3,4</b>			Avr. Hajime Number: <b>1,5</b>		
	min	sec		min	sec		min	sec
Average Eff. Duration	0	23	Average Eff. Duration	1	33	Average Eff. Duration	0	27
Average Real Duration	0	32	Average Real Duration	2	22	Average Real Duration	0	41
Avr. Haime Duration		20,4	Avr. Haime Duration		27,8	Avr. Haime Duration		18,2
Avr. Matte Duration		10,2	Avr. Matte Duration		16,4	Avr. Matte Duration		11,0

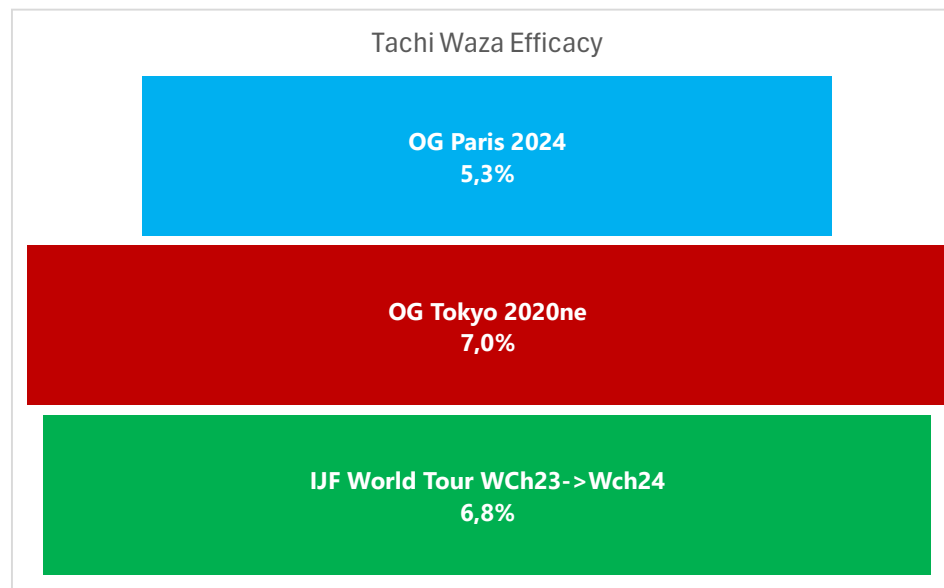
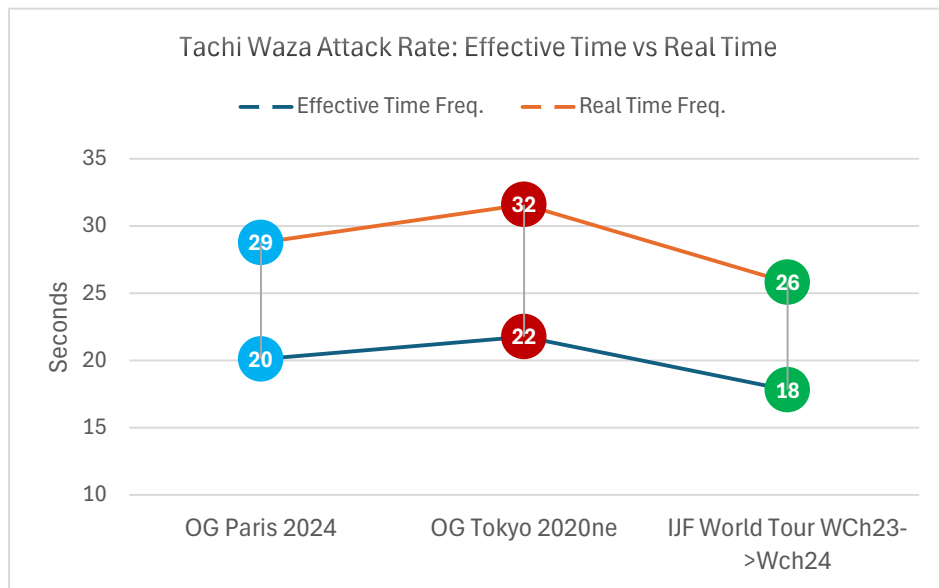


# Comparative Stats per Weight Category 70

Average values in 21 Competitions

OG Paris 2024		vs	OG Tokyo 2020ne		vs	IJF World Tour WCh23->Wch24				
<b>Contest Tachi Waza</b>										
Tachi Waza - Attacks	285		Tachi Waza - Attacks	399		Tachi Waza - Attacks	407,3			
Tachi Waza - Scores	15	5,3%	-1,8%	Tachi Waza - Scores	28	7,0%	-1,5%	Tachi Waza - Scores	27,6	6,8%
Tachi Waza per Contest	10,6		-2,3	Tachi Waza per Contest	12,9		-1,1	Tachi Waza per Contest	11,7	
TW Scores per Contest	0,6		-0,3	TW Scores per Contest	0,9		-0,2	TW Scores per Contest	0,8	

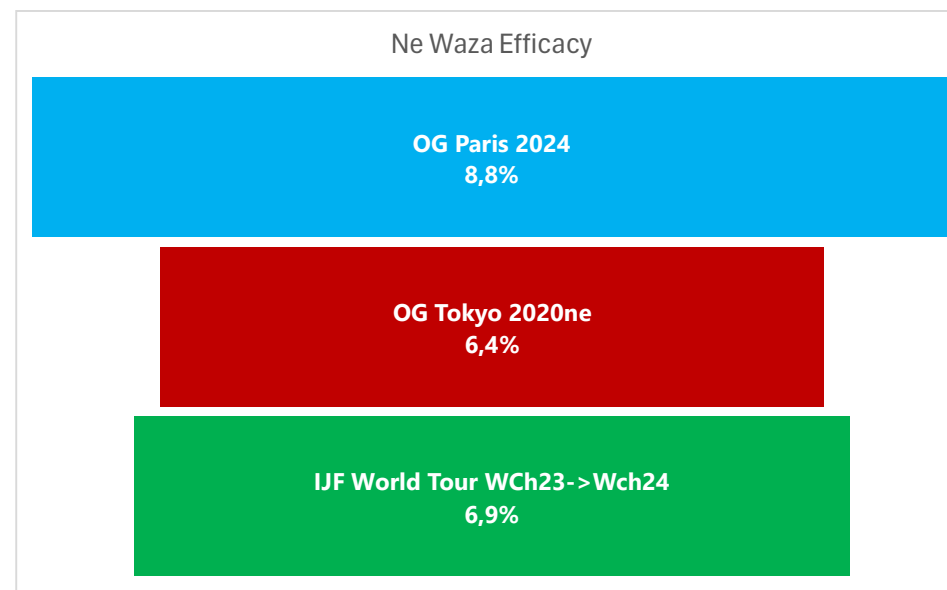
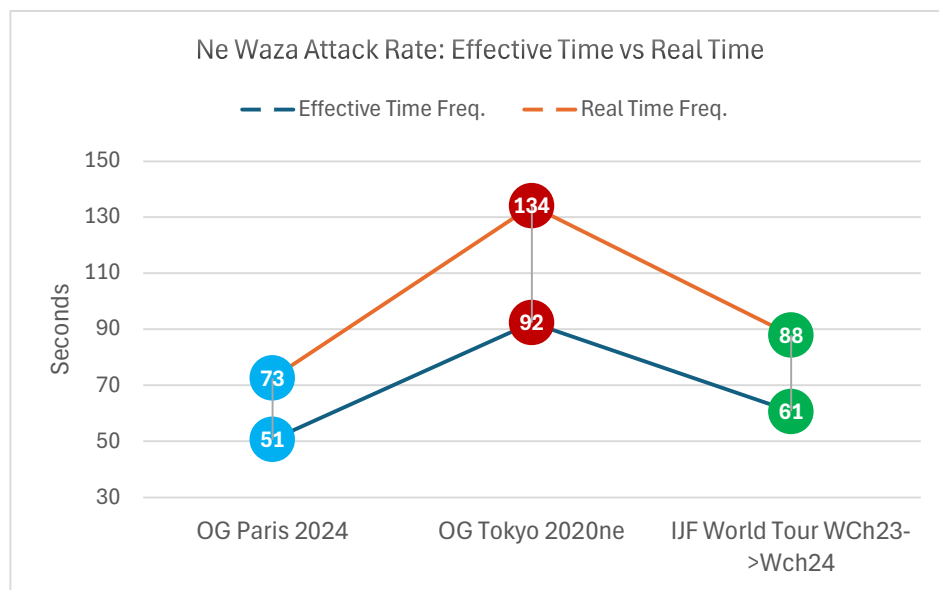
<b>Tachi Waza Timing (Frequency = 1 every N min&amp;sec)</b>										
	min	sec		min	sec		min	sec		
Effective Time Freq.	0	20		TW Eff. Time Freq.	0	22		TW Eff. Time Freq.	0	18
Score Eff. Time Freq.	6	22		Score Eff. Time Freq.	5	10		Score Eff. Time Freq.	4	23
Real Time Freq.	0	29		TW Real Time Freq.	0	32		TW Real Time Freq.	0	26
Score Real Time Freq.	9	7		Score Real Time Freq.	7	30		Score Real Time Freq.	6	21



# Comparative Stats per Weight Category 70

Average values in 21 Competitions

OG Paris 2024		vs	OG Tokyo 2020ne		vs	IJF World Tour WCh23->Wch24		
Contest Ne Waza								
Ne Waza - Attacks	113		Ne Waza - Attacks	94		Ne Waza - Attacks	119,6	
Ne Waza - Scores	10	8,8%	Ne Waza - Scores	6	6,4%	Ne Waza - Scores	8,2	
		2,5%			2,0%		6,9%	
Ne Waza per Contest	4,2		Ne Waza per Contest	3,0		Ne Waza per Contest	3,4	
		1,2			0,8			
NW Scores per Contest	0,4		NW Scores per Contest	0,2		NW Scores per Contest	0,2	
		0,2			0,1			
Ne Waza Timing (Frequency = 1 every N min&sec)								
	min	sec		min	sec		min	sec
Effective Time Freq.	0	51	TW Eff. Time Freq.	1	32	TW Eff. Time Freq.	1	1
Score Eff. Time Freq.	9	33	Score Eff. Time Freq.	24	7	Score Eff. Time Freq.	14	40
Real Time Freq.	1	13	TW Real Time Freq.	2	14	TW Real Time Freq.	1	28
Score Real Time Freq.	13	40	Score Real Time Freq.	35	1	Score Real Time Freq.	21	16

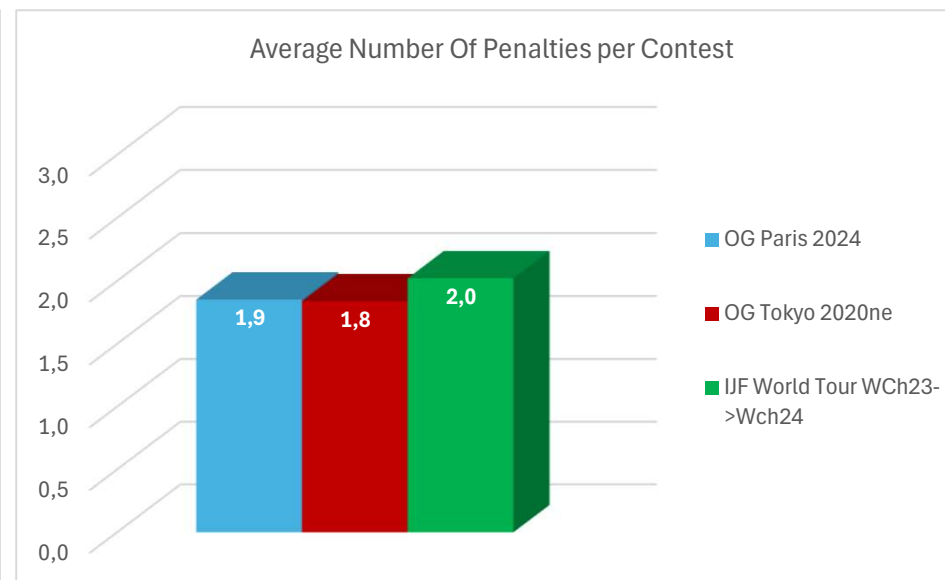
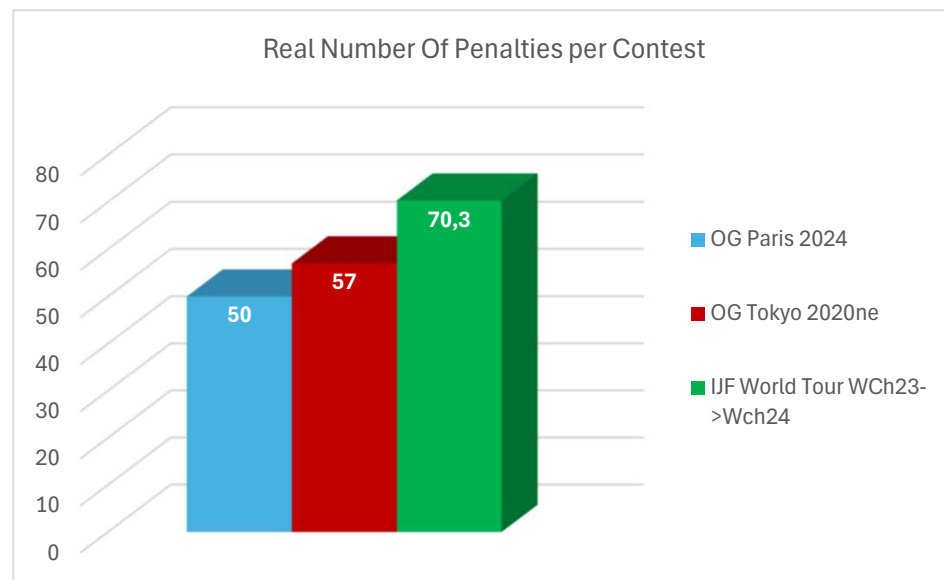




# Comparative Stats per Weight Category 70

Average values in 21 Competitions

OG Paris 2024		vs	OG Tokyo 2020ne		vs	IJF World Tour WCh23->Wch24		
<b>Penalties</b>								
Given Penalties	51		Given Penalties	58		Given Penalties	71,5	
Eliminated Penalties	1		Eliminated Penalties	1		Eliminated Penalties	1,1	
Real Penalties	50		Real Penalties	57		Real Penalties	70,3	
Penalties per Contest	1,9		Penalties per Contest	1,8		Penalties per Contest	2,0	
<b>Penalty Timing (Frequency = 1 every N min&amp;sec)</b>								
	<b>min</b>	<b>sec</b>		<b>min</b>	<b>sec</b>		<b>min</b>	<b>sec</b>
Penalty Eff. Time Freq.	1	55	TW Eff. Time Freq.	2	32	TW Eff. Time Freq.	1	43
Penalty Real Time Freq.	2	44	TW Real Time Freq.	3	41	TW Real Time Freq.	2	29

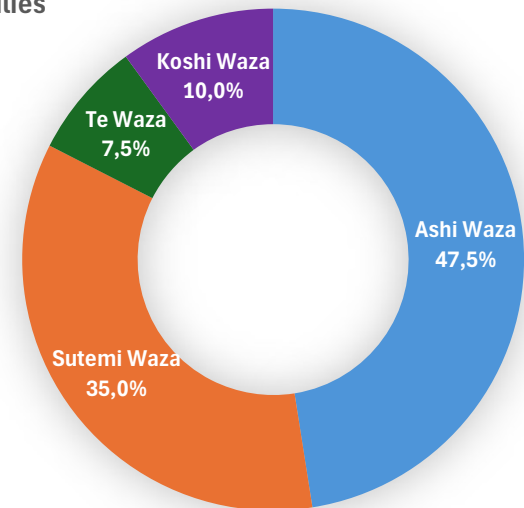


## Paris Olympic Games Tachi Waza

70

Total Tachi Waza	4 Ippon	11 Waza Ari	25 Kinza	40 Tot.
Kosoto Gake	1	1	2	4
Osoto Gari	1	0	2	3
Uchi Mata	0	1	2	3
Osoto Makikomi	0	1	2	3
Kouchi Gari	0	0	3	3
Tani Otoshi	0	0	3	3
Uchi Makikomi	0	2	0	2
Ouchi Gari	0	1	1	2
Sasae Tsurikomi Ashi	0	1	1	2
Sumi Otoshi	1	0	0	1
Sumi Gaeshi	1	0	0	1
Osoto Otoshi	0	1	0	1
Hikikomi Gaeshi	0	1	0	1
Tsurikomi Goshi	0	1	0	1
Sode Tsurikomi Goshi	0	1	0	1
Sode Tsurikomi Seoi Otoshi	0	0	1	1
Yoko Gake	0	0	1	1
Gyaku Seoi Otoshi	0	0	1	1
Okuriashi Barai	0	0	1	1
Uchimata Makikomi	0	0	1	1
Yoko Guruma	0	0	1	1
O Goshi	0	0	1	1
Tsuri Goshi	0	0	1	1
Soto Makikomi	0	0	1	1

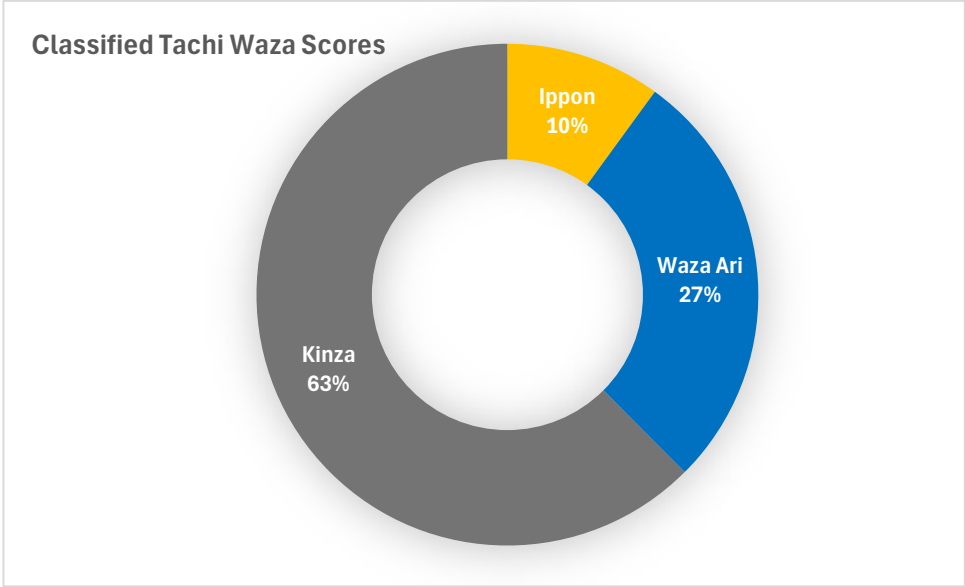
Tachi Waza Families



# Paris Olympic Games Tachi Waza

70

Tachi Waza	Ippon	Waza Ari	Kinza	Tot.
<b>Total</b>	<b>4</b>	<b>11</b>	<b>25</b>	<b>40</b>





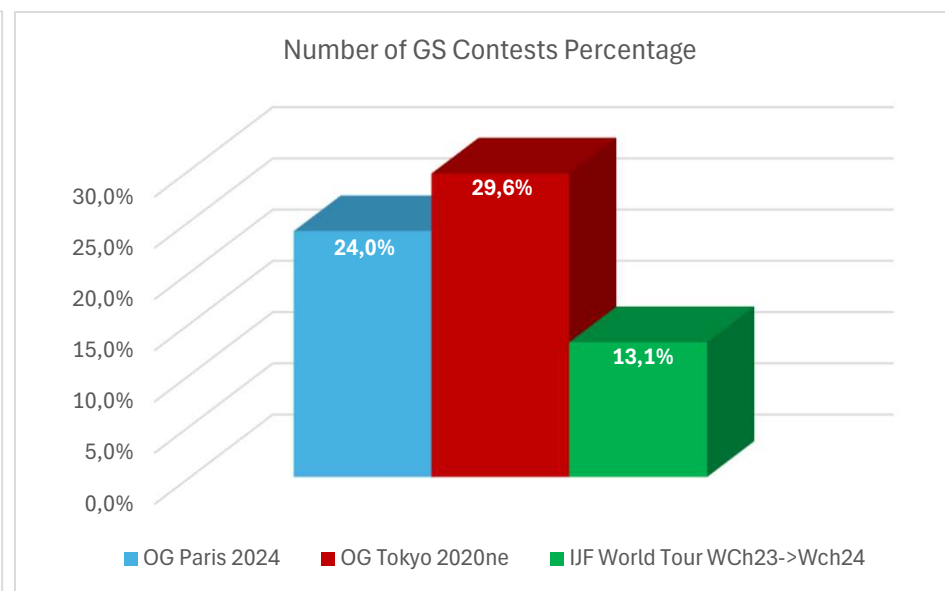
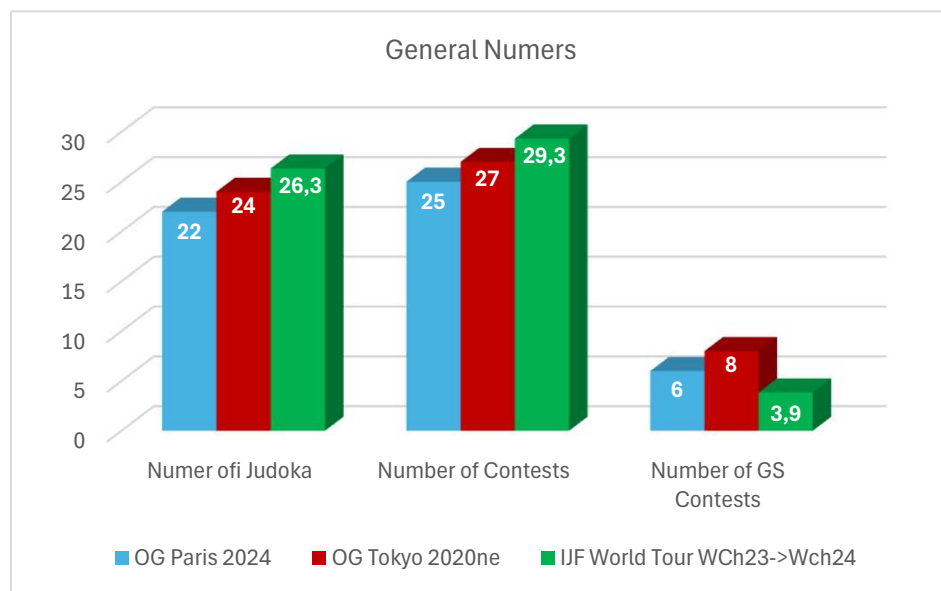


# Comparative Stats per Weight Category

78

Average values in 21 Competitions

OG Paris 2024		vs	OG Tokyo 2020ne		vs	IJF World Tour WCh23->Wch24	
Numer of Judoka	22	-2	Numer of Judoka	24	-4,3	Numer of Judoka	26,3
Number of Contests	25	-2	Number of Contests	27	-4,3	Number of Contests	29,3
Number of GS Contests	6 24,0%	-5,6%	Number of GS Contests	8 29,6%	10,9%	Number of GS Contests	3,9 13,1%

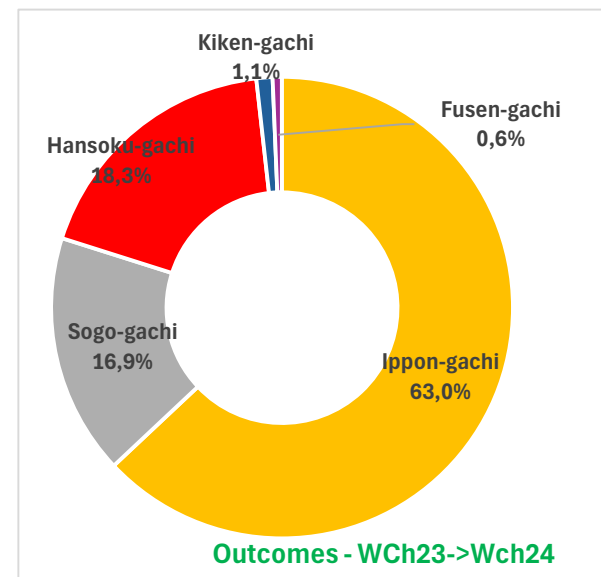
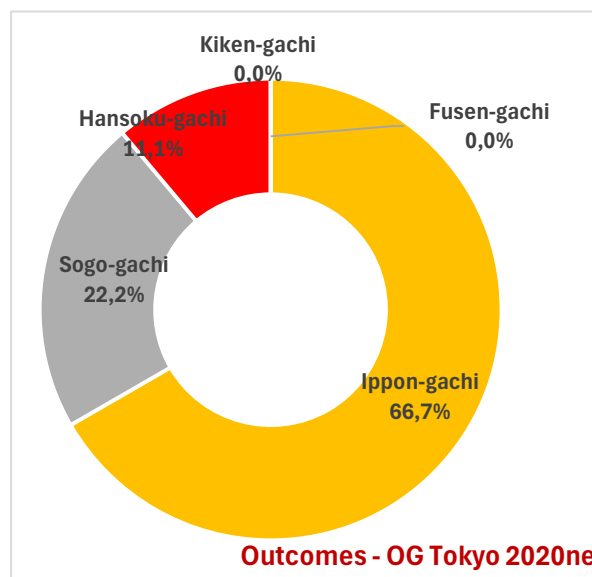
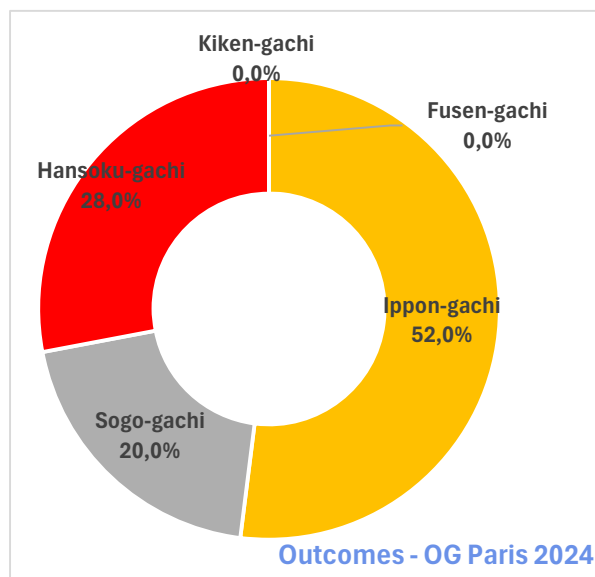


# Comparative Stats per Weight Category

78

Average values in 21 Competitions

OG Paris 2024			vs	OG Tokyo 2020ne			vs	IJF World Tour WCh23->Wch24		
Kind of Contest Outcome										
Ippon-gachi	13	52,0%	-14,7%	Ippon-gachi	18	66,7%	-11,0%	Ippon-gachi	18,5	63,0%
Sogo-gachi	5	20,0%	-2,2%	Sogo-gachi	6	22,2%	3,1%	Sogo-gachi	5,0	16,9%
Hansoku-gachi	7	28,0%	16,9%	Hansoku-gachi	3	11,1%	9,7%	Hansoku-gachi	5,4	18,3%
Kiken-gachi	0	0,0%	0,0%	Kiken-gachi	0	0,0%	-1,1%	Kiken-gachi	0,3	1,1%
Fusen-gachi	0	0,0%	0,0%	Fusen-gachi	0	0,0%	-0,6%	Fusen-gachi	0,2	0,6%

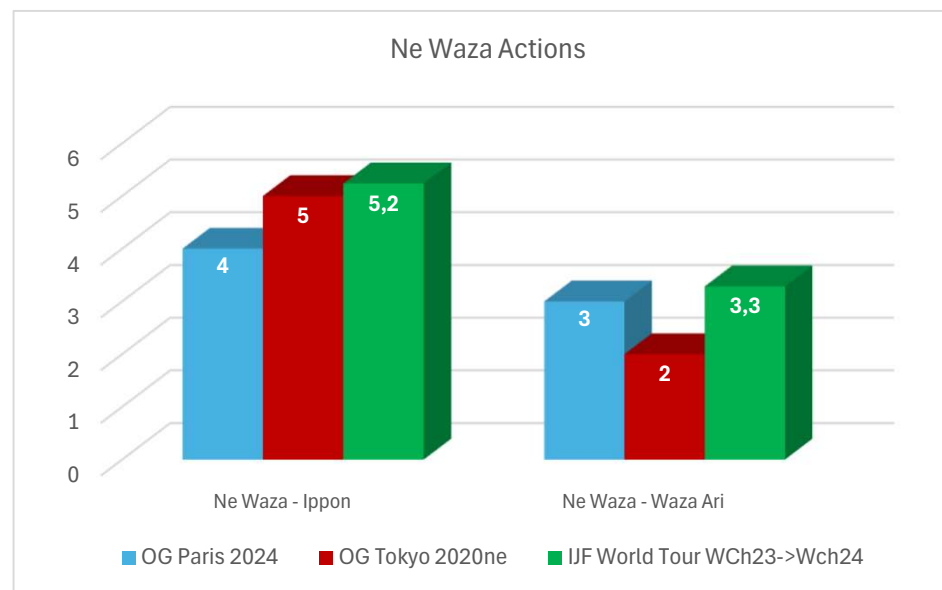
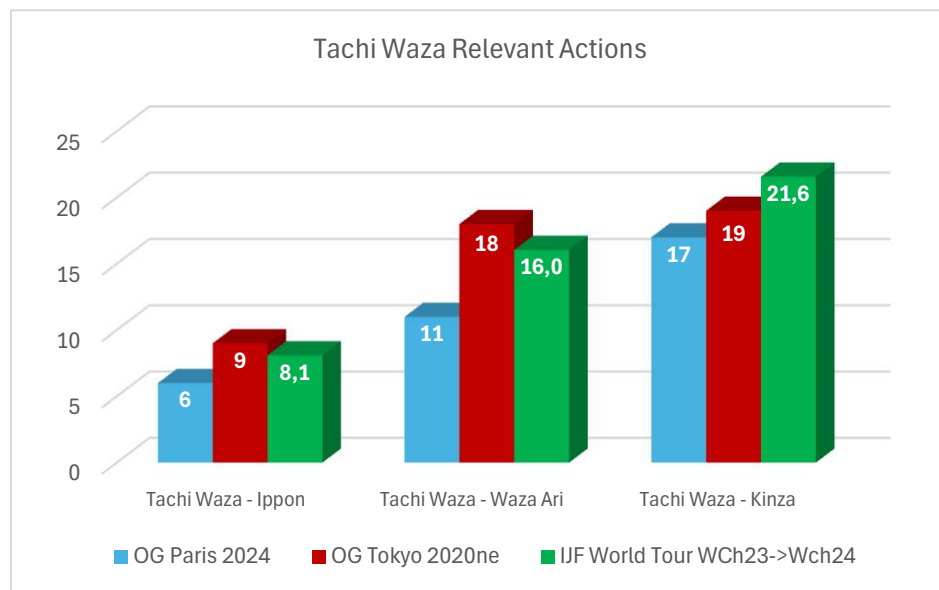


# Comparative Stats per Weight Category

# 78

Average values in 21 Competitions

OG Paris 2024			vs	OG Tokyo 2020ne			vs	IJF World Tour WCh23->Wch24		
Kind of achieved Scores and Actions										
Tachi Waza - Ippon	6	2,6%	-1,1%	Tachi Waza - Ippon	9	3,7%	-0,3%	Tachi Waza - Ippon	8,1	2,9%
Tachi Waza - Waza Ari	11	4,8%	-2,6%	Tachi Waza - Waza Ari	18	7,4%	-1,0%	Tachi Waza - Waza Ari	16,0	5,8%
Tachi Waza - Kinza	17	7,5%	-0,4%	Tachi Waza - Kinza	19	7,8%	-0,4%	Tachi Waza - Kinza	21,6	7,8%
Tachi Waza - No Score	194	85,1%	4,0%	Tachi Waza - No Score	197	81,1%	1,7%	Tachi Waza - No Score	229,6	83,4%
<b>Tachi Waza EFF.</b>	<b>7,5%</b>		<b>-3,7%</b>	<b>Tachi Waza EFF.</b>	<b>11,1%</b>		<b>-1,3%</b>	<b>Tachi Waza EFF.</b>	<b>8,8%</b>	
Ne Waza - Ippon	4	6,1%	-7,8%	Ne Waza - Ippon	5	13,9%	-0,9%	Ne Waza - Ippon	5,2	7,0%
Ne Waza - Waza Ari	3	4,5%	-1,0%	Ne Waza - Waza Ari	2	5,6%	0,2%	Ne Waza - Waza Ari	3,3	4,4%
Ne Waza - No Score	59	89,4%	8,8%	Ne Waza - No Score	29	80,6%	0,7%	Ne Waza - No Score	66,7	88,7%
<b>Ne Waza EFF.</b>	<b>10,6%</b>		<b>-8,8%</b>	<b>Ne Waza EFF.</b>	<b>19,4%</b>		<b>-0,7%</b>	<b>Ne Waza EFF.</b>	<b>11,3%</b>	



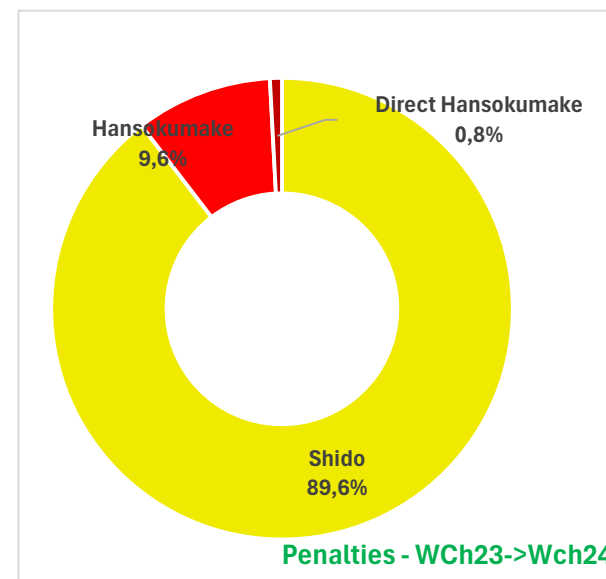
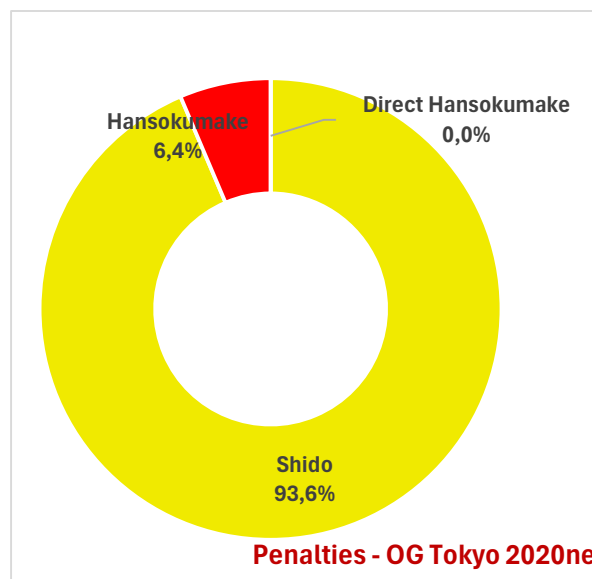
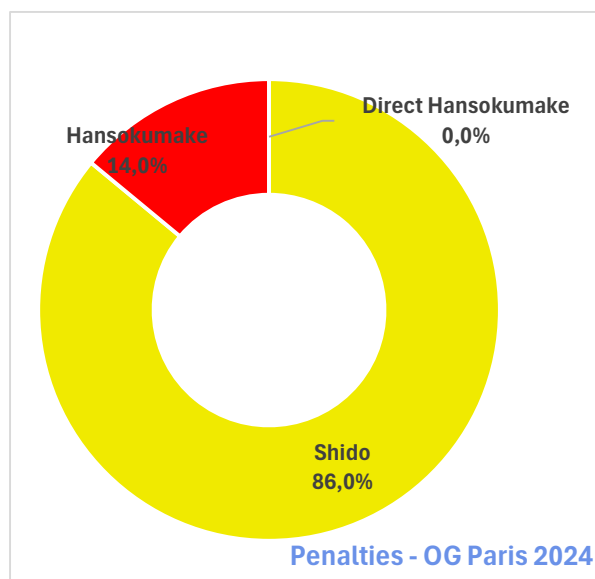


# Comparative Stats per Weight Category

78

Average values in 21 Competitions

OG Paris 2024			vs	OG Tokyo 2020ne			vs	IJF World Tour WCh23->Wch24		
Kind of Penalties										
Shido	43	86,0%	-7,6%	Shido	44	93,6%	-3,6%	Shido	46,3	89,6%
Hansokumake	7	14,0%	7,6%	Hansokumake	3	6,4%	4,4%	Hansokumake	5,0	9,6%
Direct Hansokumake	0	0,0%	0,0%	Direct Hansokumake	0	0,0%	-0,8%	Direct Hansokumake	0,4	0,8%



# Comparative Stats per Weight Category

# 78

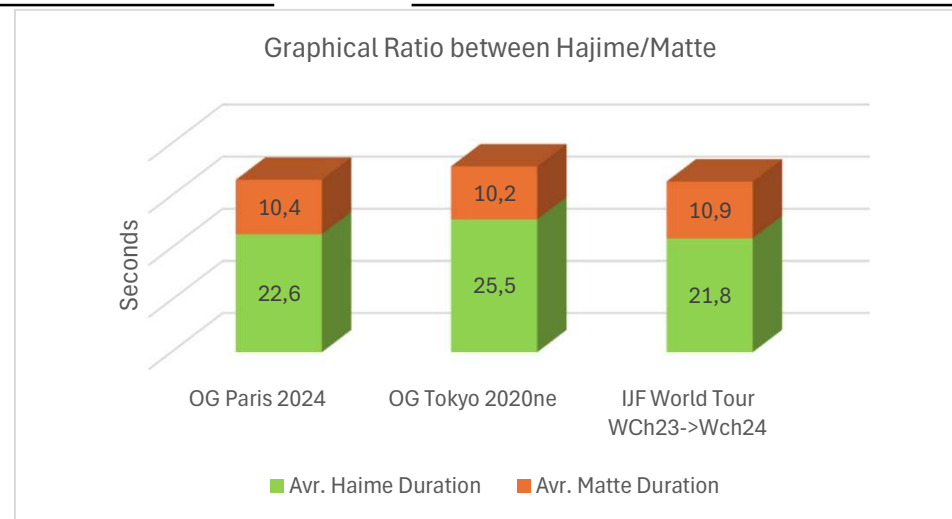
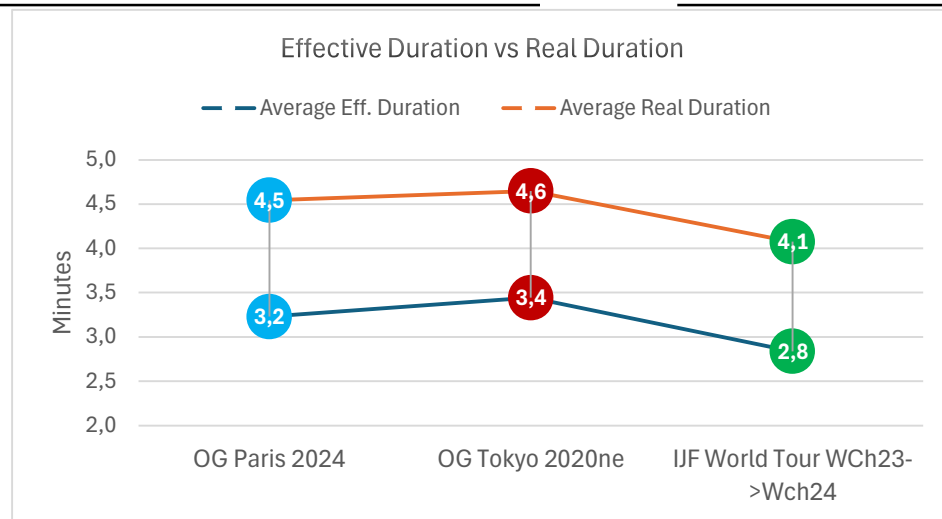
Average values in 21 Competitions

<b>OG Paris 2024</b>	vs	<b>OG Tokyo 2020ne</b>	vs	<b>IJF World Tour WCh23-&gt;Wch24</b>
<b>Contests Timing</b>				

Avr. Hajime Number: <b>8,6</b>			Avr. Hajime Number: <b>8,1</b>			Avr. Hajime Number: <b>7,8</b>		
	<b>min</b>	<b>sec</b>		<b>min</b>	<b>sec</b>		<b>min</b>	<b>sec</b>
Average Eff. Duration	3	14	Average Eff. Duration	3	27	Average Eff. Duration	2	50
Average Real Duration	4	33	Average Real Duration	4	39	Average Real Duration	4	5
Avr. Haime Duration		22,6	Avr. Haime Duration		25,5	Avr. Haime Duration		21,8
Avr. Matte Duration		10,4	Avr. Matte Duration		10,2	Avr. Matte Duration		10,9

<b>Golden Score Timing</b>								
----------------------------	--	--	--	--	--	--	--	--

Avr. Hajime Number: <b>1,1</b>			Avr. Hajime Number: <b>1,7</b>			Avr. Hajime Number: <b>0,6</b>		
	<b>min</b>	<b>sec</b>		<b>min</b>	<b>sec</b>		<b>min</b>	<b>sec</b>
Average Eff. Duration	0	20	Average Eff. Duration	0	36	Average Eff. Duration	0	12
Average Real Duration	0	29	Average Real Duration	0	51	Average Real Duration	0	18
Avr. Haime Duration		18,4	Avr. Haime Duration		21,0	Avr. Haime Duration		19,1
Avr. Matte Duration		10,9	Avr. Matte Duration		11,0	Avr. Matte Duration		12,2



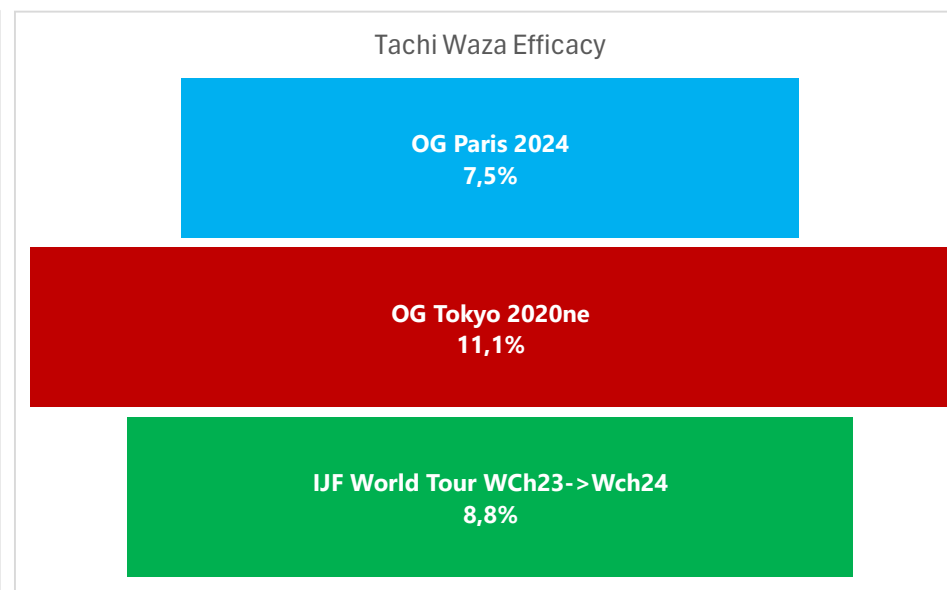
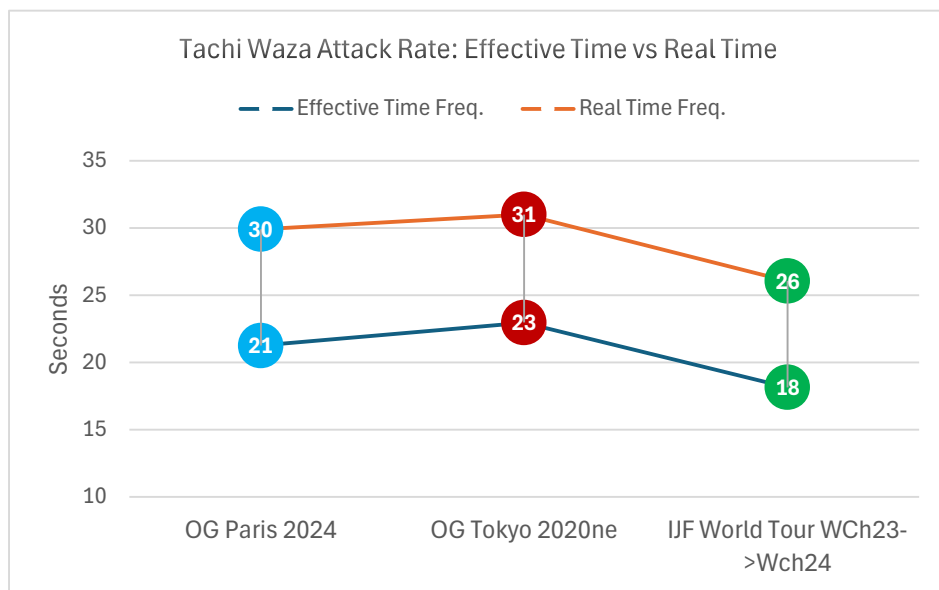
# Comparative Stats per Weight Category

# 78

Average values in 21 Competitions

OG Paris 2024		vs	OG Tokyo 2020ne		vs	IJF World Tour WCh23->Wch24				
<b>Contest Tachi Waza</b>										
Tachi Waza - Attacks	228		Tachi Waza - Attacks	243		Tachi Waza - Attacks	275,3			
Tachi Waza - Scores	17	7,5%	-3,7%	Tachi Waza - Scores	27	11,1%	-1,3%	Tachi Waza - Scores	24,1	8,8%
Tachi Waza per Contest	9,1	0,1	Tachi Waza per Contest	9,0	-0,3	Tachi Waza per Contest	9,4			
TW Scores per Contest	0,7	-0,3	TW Scores per Contest	1,0	-0,1	TW Scores per Contest	0,8			

<b>Tachi Waza Timing (Frequency = 1 every N min&amp;sec)</b>								
	min	sec		min	sec		min	sec
Effective Time Freq.	0	21	TW Eff. Time Freq.	0	23	TW Eff. Time Freq.	0	18
Score Eff. Time Freq.	4	45	Score Eff. Time Freq.	3	27	Score Eff. Time Freq.	3	27
Real Time Freq.	0	30	TW Real Time Freq.	0	31	TW Real Time Freq.	0	26
Score Real Time Freq.	6	41	Score Real Time Freq.	4	39	Score Real Time Freq.	4	57




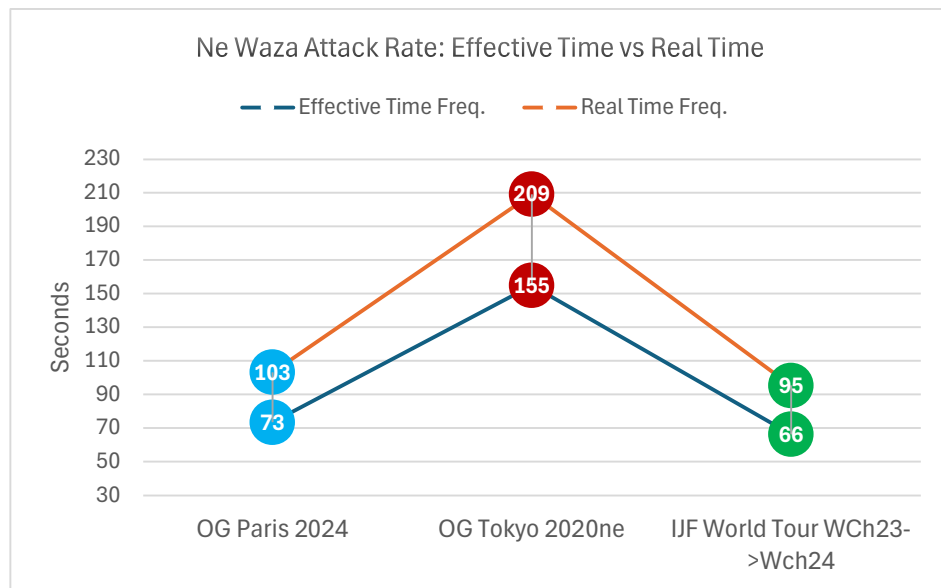
# Comparative Stats per Weight Category

# 78

Average values in 21 Competitions

OG Paris 2024		vs	OG Tokyo 2020ne		vs	IJF World Tour WCh23->Wch24				
<b>Contest Ne Waza</b>										
Ne Waza - Attacks	66		Ne Waza - Attacks	36		Ne Waza - Attacks	75,2			
Ne Waza - Scores	7	10,6%	-8,8%	Ne Waza - Scores	7	19,4%	-0,7%	Ne Waza - Scores	8,5	11,3%
Ne Waza per Contest	2,6		1,3	Ne Waza per Contest	1,3		0,1	Ne Waza per Contest	2,6	
NW Scores per Contest	0,3		0,0	NW Scores per Contest	0,3		0,0	NW Scores per Contest	0,3	

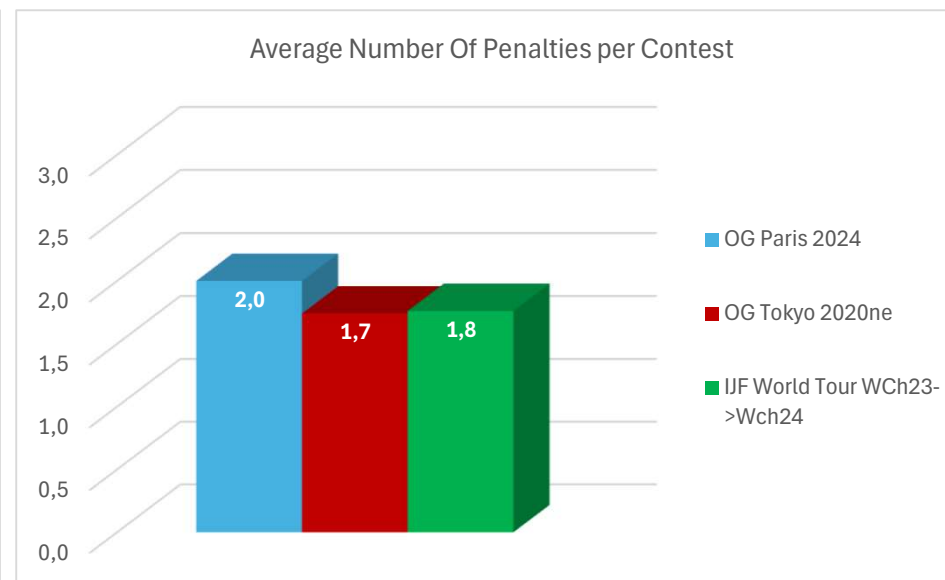
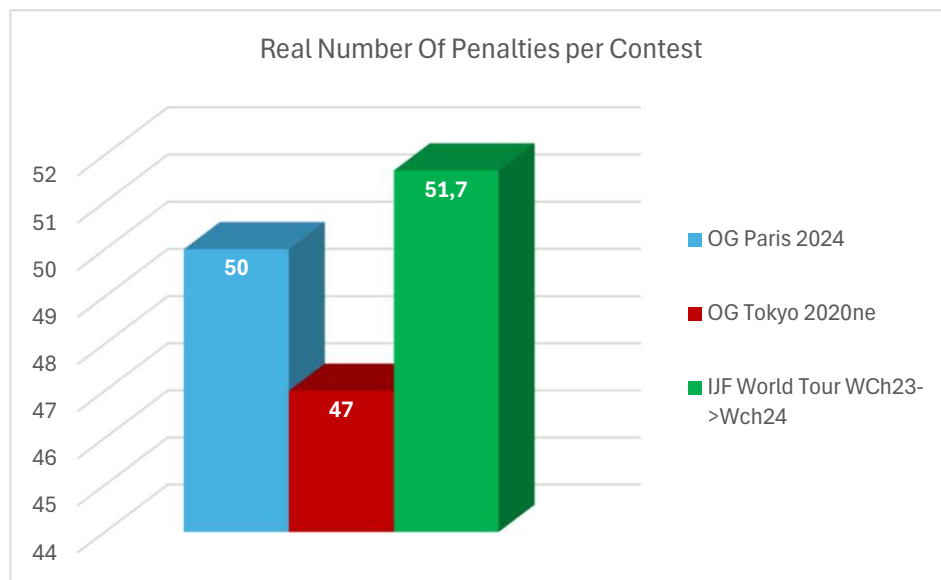
<b>Ne Waza Timing (Frequency = 1 every N min&amp;sec)</b>										
	min	sec		min	sec		min	sec		
Effective Time Freq.	1	13		TW Eff. Time Freq.	2	35		TW Eff. Time Freq.	1	6
Score Eff. Time Freq.	11	32		Score Eff. Time Freq.	13	17		Score Eff. Time Freq.	9	46
Real Time Freq.	1	43		TW Real Time Freq.	3	29		TW Real Time Freq.	1	35
Score Real Time Freq.	16	14		Score Real Time Freq.	17	56		Score Real Time Freq.	14	2



# Comparative Stats per Weight Category 78

Average values in 21 Competitions

OG Paris 2024		vs	OG Tokyo 2020ne		vs	IJF World Tour WCh23->Wch24		
<b>Penalties</b>								
Given Penalties	50		Given Penalties	48		Given Penalties	52,4	
Eliminated Penalties	0		Eliminated Penalties	1		Eliminated Penalties	0,7	
Real Penalties	50		Real Penalties	47		Real Penalties	51,7	
Penalties per Contest	2,0		Penalties per Contest	1,7		Penalties per Contest	1,8	
<b>Penalty Timing (Frequency = 1 every N min&amp;sec)</b>								
	<b>min</b>	<b>sec</b>		<b>min</b>	<b>sec</b>		<b>min</b>	<b>sec</b>
Penalty Eff. Time Freq.	1	37	TW Eff. Time Freq.	1	59	TW Eff. Time Freq.	1	37
Penalty Real Time Freq.	2	16	TW Real Time Freq.	2	40	TW Real Time Freq.	2	19

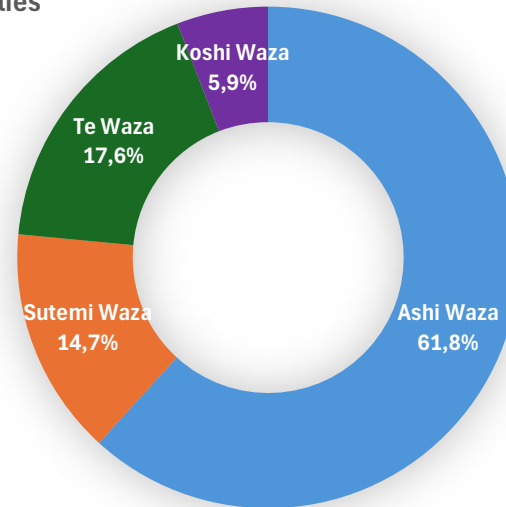


# Paris Olympic Games Tachi Waza

78

Total Tachi Waza	6 Ippon	11 Waza Ari	17 Kinza	34 Tot.
Kouchi Gari	0	1	5	6
Osoto Otoshi	0	2	2	4
Kosoto Gake	2	0	1	3
Uchi Mata	0	3	0	3
Sode Tsurikomi Seoi Otoshi	0	3	0	3
Ouchi Gari	0	0	2	2
Tai Otoshi	0	0	2	2
Tani Otoshi	0	0	2	2
Uchi Mata Sukashi	1	0	0	1
Ouchi Gaeshi	1	0	0	1
Tsuri Goshi	1	0	0	1
Ura Nage	1	0	0	1
Kouchi Makikomi	0	1	0	1
Uchi Makikomi	0	1	0	1
Kosoto Gari	0	0	1	1
Yoko Gake	0	0	1	1
Koshi Guruma	0	0	1	1

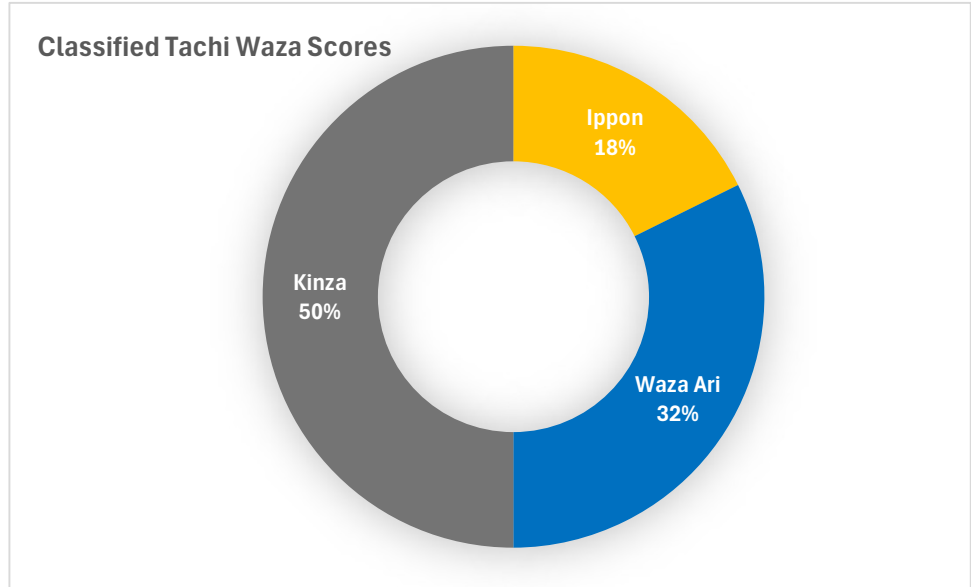
Tachi Waza Families



# Paris Olympic Games Tachi Waza

78

Tachi Waza	Ippon	Waza Ari	Kinza	Tot.
<b>Total</b>	<b>6</b>	<b>11</b>	<b>17</b>	<b>34</b>

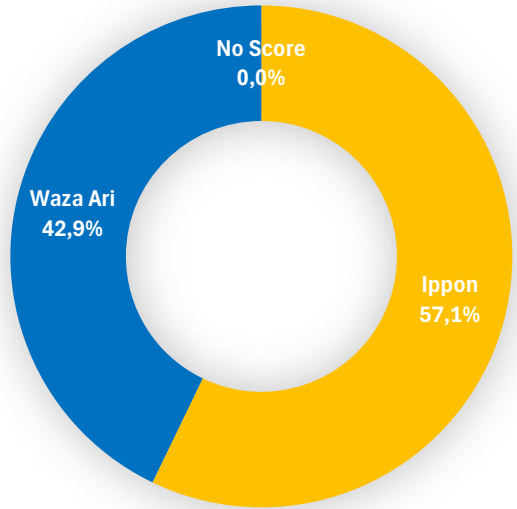


# Paris Olympic Games Ne Waza

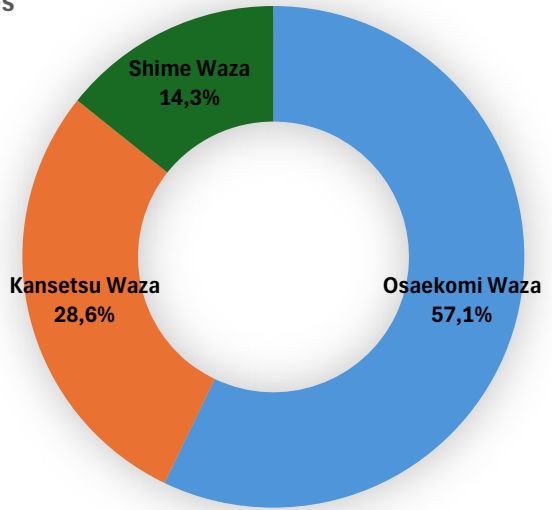
78

	Total Ne Waza	4 Ippon	3 Waza Ari	0 No Score	7 Tot.
Ude Ishigi Juji Gatame		2	0	0	2
Kuzure Kami Shiho Gatame		1	1	0	2
Okuri Eri Koshi Jime		1	0	0	1
Kuzure Kesa Gatame		0	1	0	1
Ura Gatame		0	1	0	1

Ne Waza Scores



Ne Waza Families





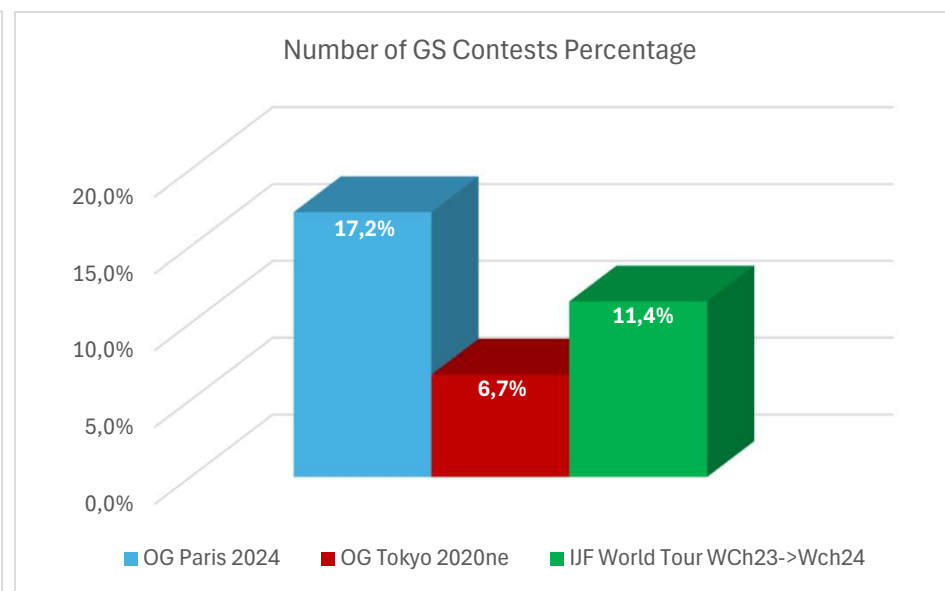
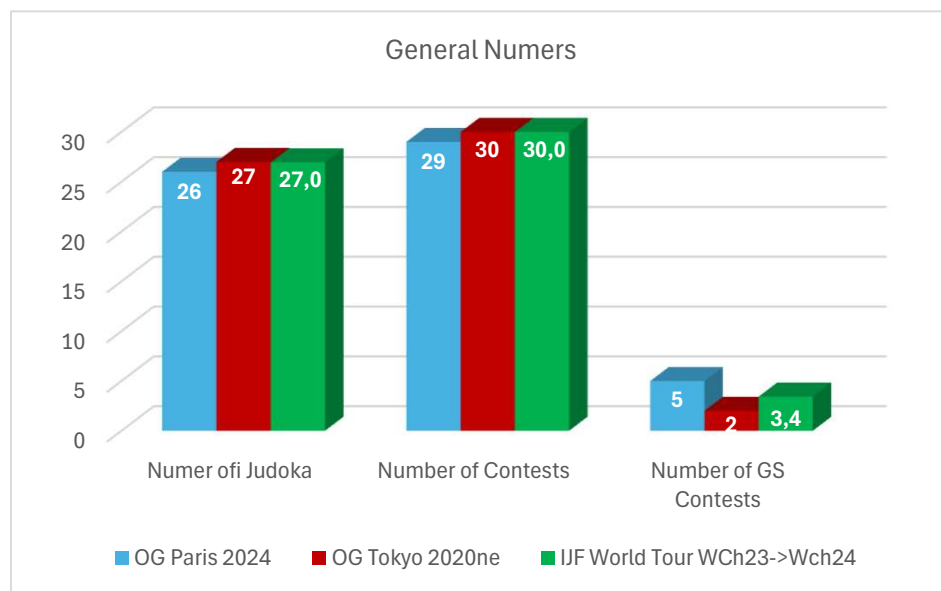


# Comparative Stats per Weight Category

P78

Average values in 21 Competitions

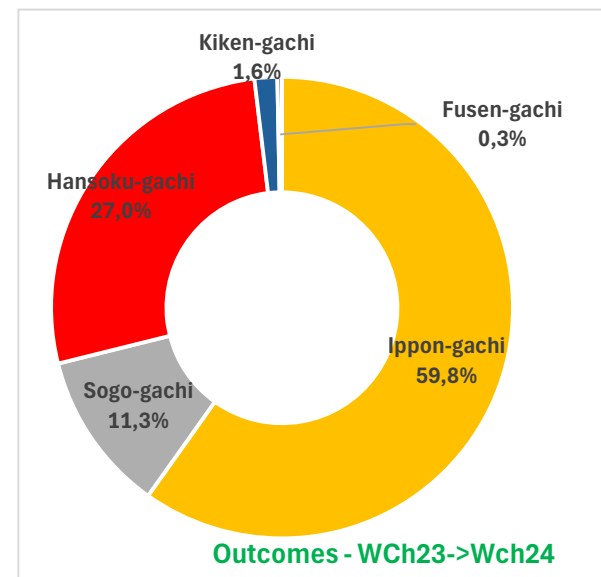
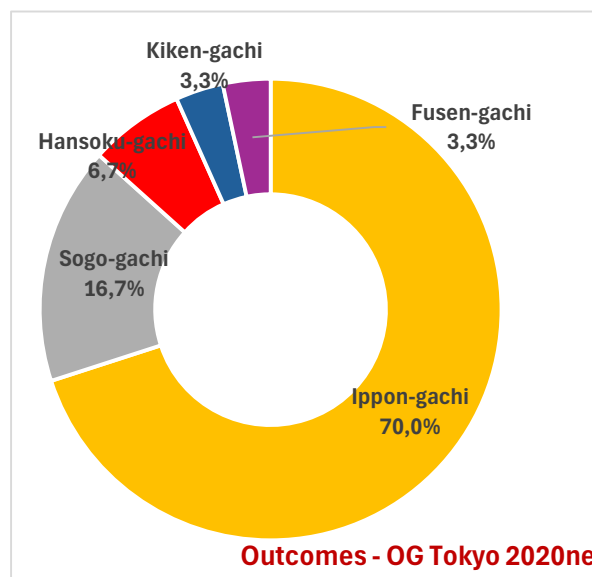
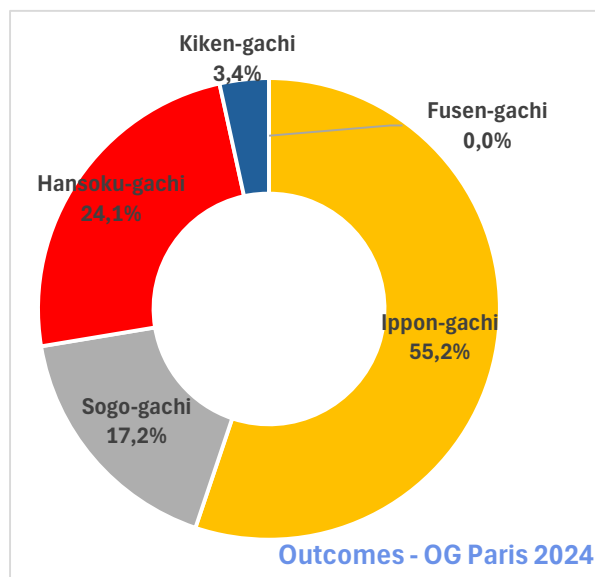
OG Paris 2024		vs	OG Tokyo 2020ne		vs	IJF World Tour WCh23->Wch24	
Numer of Judoka	26	-1	Numer of Judoka	27	-1,0	Numer of Judoka	27,0
Number of Contests	29	-1	Number of Contests	30	-1,0	Number of Contests	30,0
Number of GS Contests	5 17,2%	10,6%	Number of GS Contests	2 6,7%	5,8%	Number of GS Contests	3,4 11,4%



# Comparative Stats per Weight Category P78

Average values in 21 Competitions

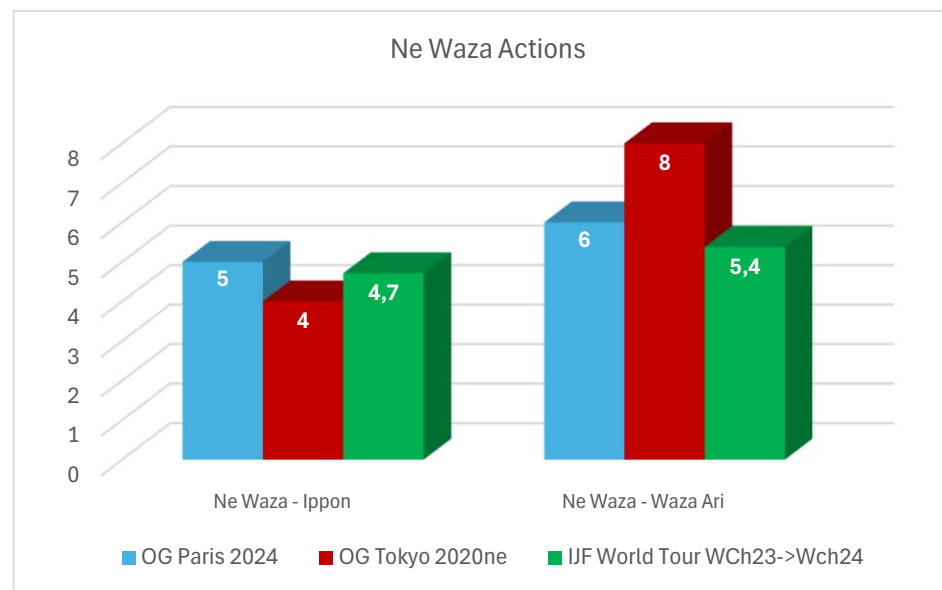
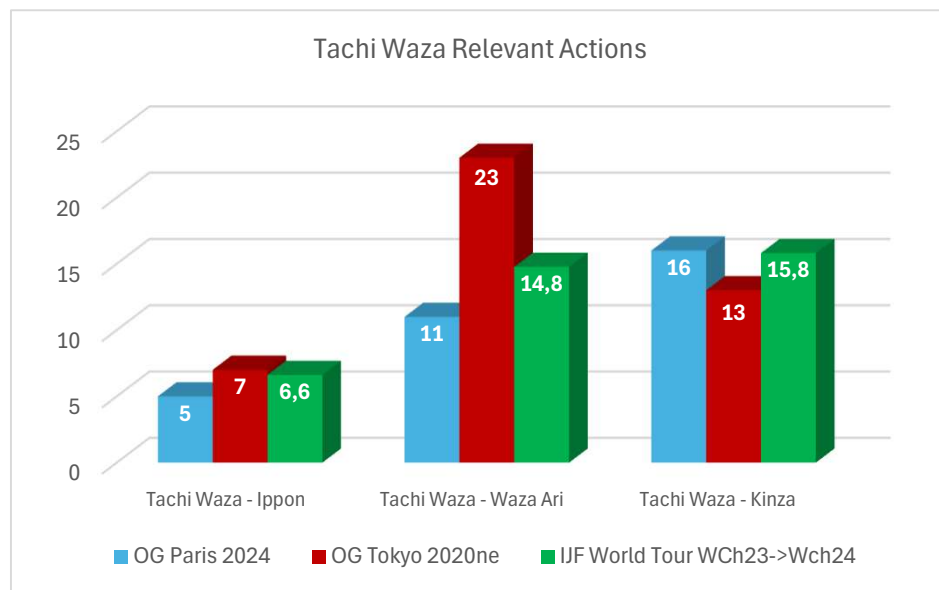
OG Paris 2024			vs	OG Tokyo 2020ne			vs	IJF World Tour WCh23->Wch24		
Kind of Contest Outcome										
Ippon-gachi	16	55,2%	-14,8%	Ippon-gachi	21	70,0%	-4,7%	Ippon-gachi	18,0	59,8%
Sogo-gachi	5	17,2%	0,6%	Sogo-gachi	5	16,7%	6,0%	Sogo-gachi	3,4	11,3%
Hansoku-gachi	7	24,1%	17,5%	Hansoku-gachi	2	6,7%	-2,8%	Hansoku-gachi	8,1	27,0%
Kiken-gachi	1	3,4%	0,1%	Kiken-gachi	1	3,3%	1,9%	Kiken-gachi	0,5	1,6%
Fusen-gachi	0	0,0%	-3,3%	Fusen-gachi	1	3,3%	-0,3%	Fusen-gachi	0,1	0,3%



# Comparative Stats per Weight Category P78

Average values in 21 Competitions

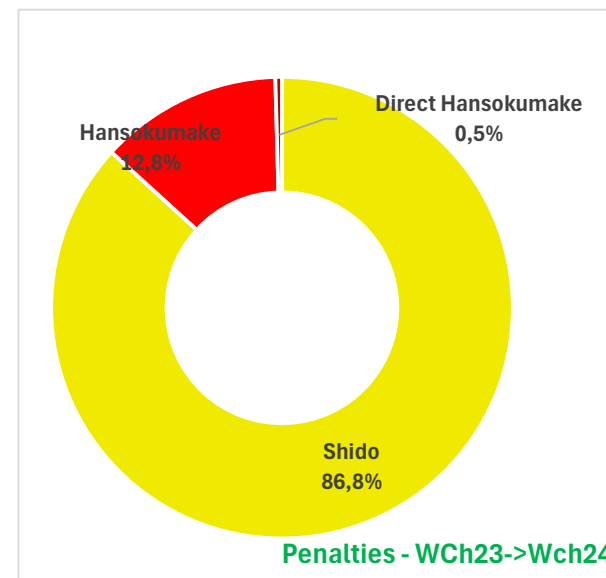
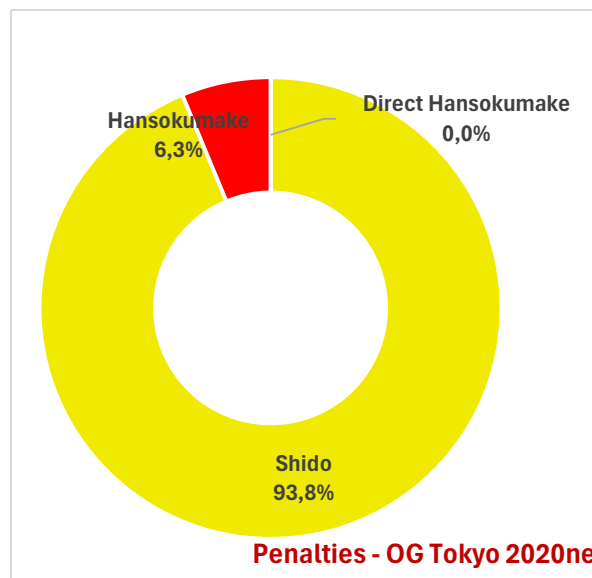
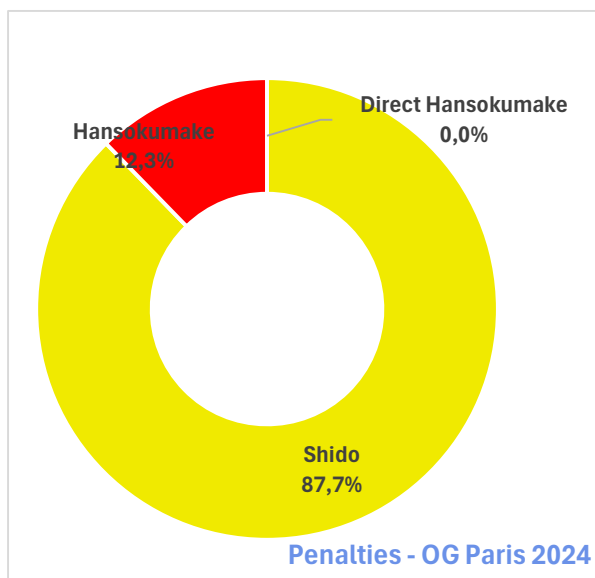
OG Paris 2024			vs	OG Tokyo 2020ne			vs	IJF World Tour WCh23->Wch24		
Kind of achieved Scores and Actions										
Tachi Waza - Ippon	5	2,7%	-1,2%	Tachi Waza - Ippon	7	4,0%	-0,1%	Tachi Waza - Ippon	6,6	2,8%
Tachi Waza - Waza Ari	11	6,0%	-7,1%	Tachi Waza - Waza Ari	23	13,1%	-0,3%	Tachi Waza - Waza Ari	14,8	6,4%
Tachi Waza - Kinza	16	8,7%	1,4%	Tachi Waza - Kinza	13	7,4%	1,9%	Tachi Waza - Kinza	15,8	6,8%
Tachi Waza - No Score	151	82,5%	6,9%	Tachi Waza - No Score	133	75,6%	-1,5%	Tachi Waza - No Score	195,1	84,0%
<b>Tachi Waza EFF.</b>	<b>8,7%</b>		<b>-8,3%</b>	<b>Tachi Waza EFF.</b>	<b>17,0%</b>		<b>-0,5%</b>	<b>Tachi Waza EFF.</b>	<b>9,2%</b>	
Ne Waza - Ippon	5	15,6%	4,5%	Ne Waza - Ippon	4	11,1%	6,1%	Ne Waza - Ippon	4,7	9,5%
Ne Waza - Waza Ari	6	18,8%	-3,5%	Ne Waza - Waza Ari	8	22,2%	7,9%	Ne Waza - Waza Ari	5,4	10,8%
Ne Waza - No Score	21	65,6%	-1,0%	Ne Waza - No Score	24	66,7%	-14,1%	Ne Waza - No Score	39,6	79,7%
<b>Ne Waza EFF.</b>	<b>34,4%</b>		<b>1,0%</b>	<b>Ne Waza EFF.</b>	<b>33,3%</b>		<b>14,1%</b>	<b>Ne Waza EFF.</b>	<b>20,3%</b>	



# Comparative Stats per Weight Category P78

Average values in 21 Competitions

OG Paris 2024			vs	OG Tokyo 2020ne			vs	IJF World Tour WCh23->Wch24		
Kind of Penalties										
Shido	50	87,7%	-6,0%	Shido	30	93,8%	0,9%	Shido	53,1	86,8%
Hansokumake	7	12,3%	6,0%	Hansokumake	2	6,3%	-0,5%	Hansokumake	7,8	12,8%
Direct Hansokumake	0	0,0%	0,0%	Direct Hansokumake	0	0,0%	-0,5%	Direct Hansokumake	0,3	0,5%



# Comparative Stats per Weight Category P78

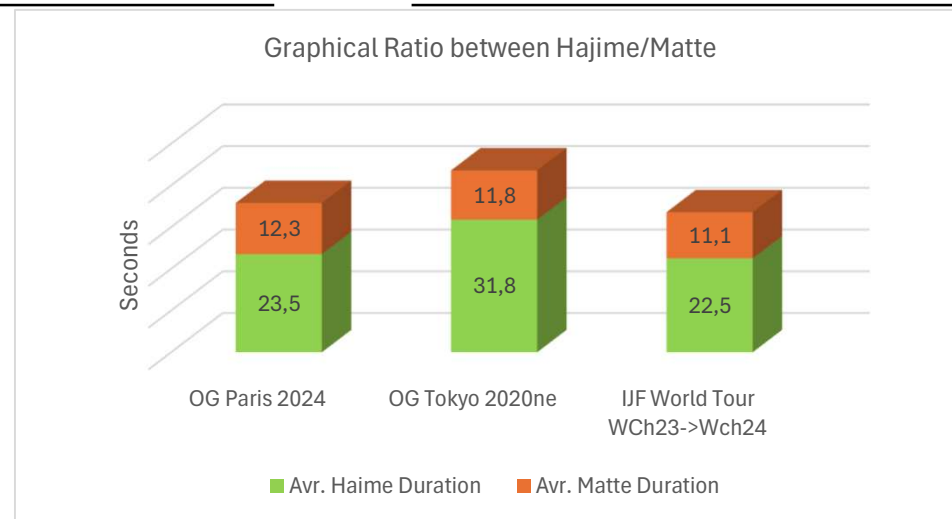
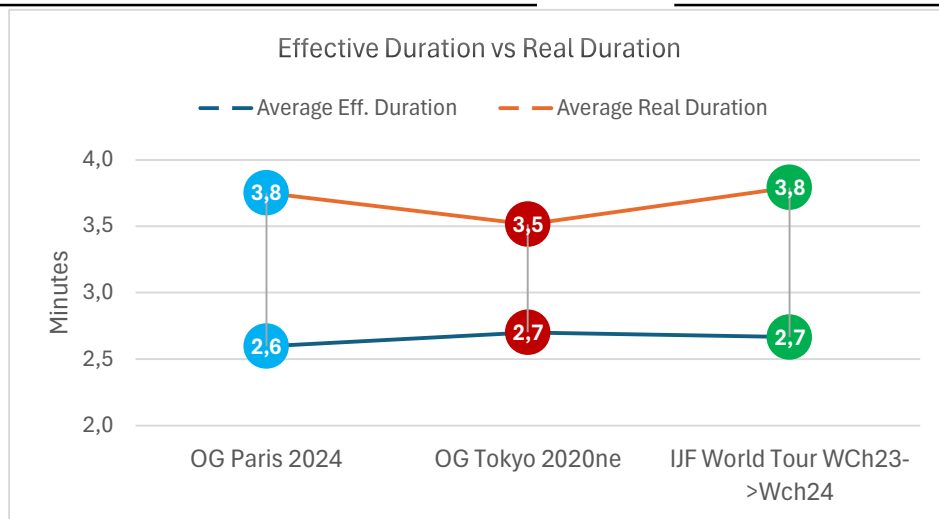
Average values in 21 Competitions

<b>OG Paris 2024</b>	vs	<b>OG Tokyo 2020ne</b>	vs	<b>IJF World Tour WCh23-&gt;Wch24</b>
<b>Contests Timing</b>				

	min		sec	
Avr. Hajime Number: <b>6,6</b>				
Average Eff. Duration	2	36	2	42
Average Real Duration	3	45	3	31
Avr. Haime Duration	23,5		31,8	
Avr. Matte Duration	12,3		11,8	

<b>Golden Score Timing</b>				
----------------------------	--	--	--	--

	min		sec	
Avr. Hajime Number: <b>0,5</b>				
Average Eff. Duration	0	10	0	14
Average Real Duration	0	15	0	17
Avr. Haime Duration	19,9		31,9	
Avr. Matte Duration	18,9		9,5	

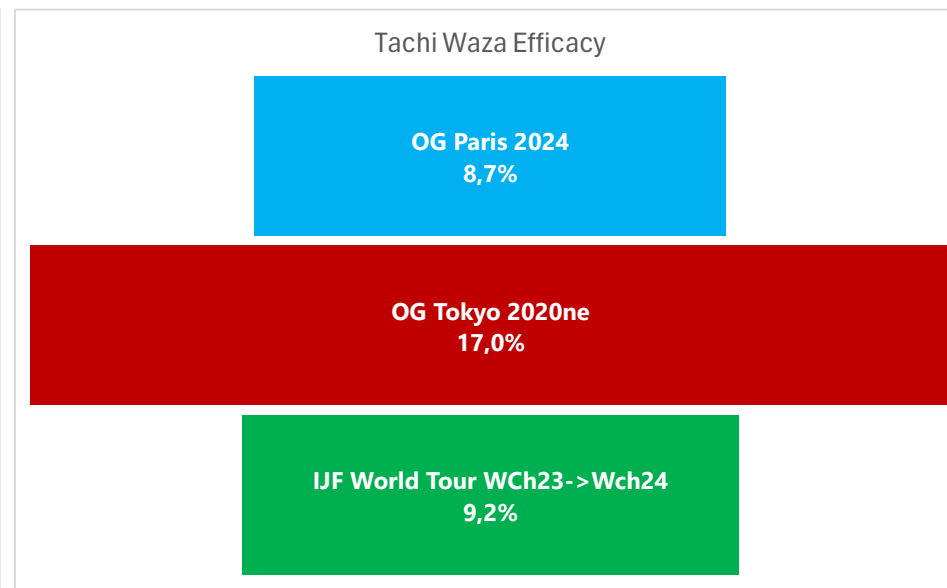
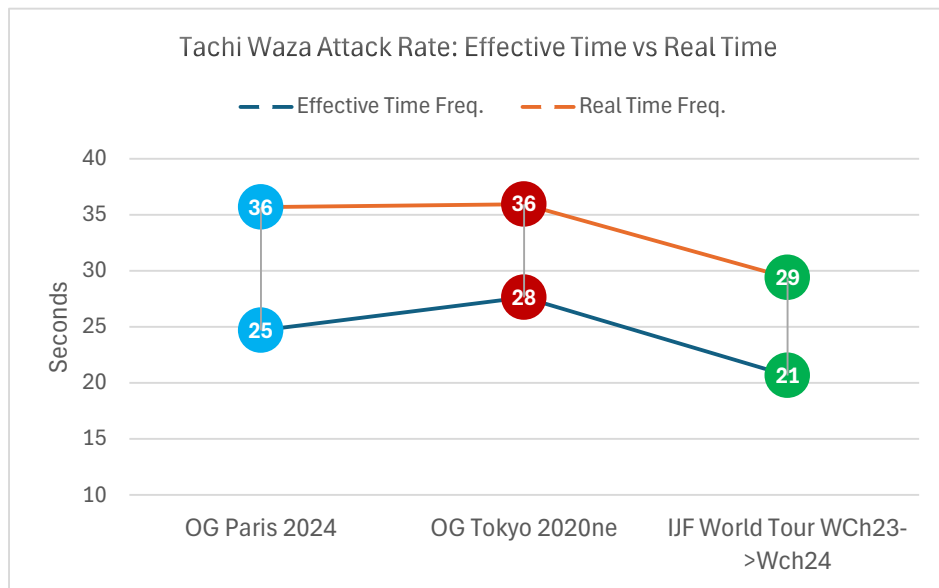


# Comparative Stats per Weight Category P78

Average values in 21 Competitions

OG Paris 2024		vs	OG Tokyo 2020ne		vs	IJF World Tour WCh23->Wch24				
<b>Contest Tachi Waza</b>										
Tachi Waza - Attacks	183		Tachi Waza - Attacks	176		Tachi Waza - Attacks	232,3			
Tachi Waza - Scores	16	8,7%	-8,3%	Tachi Waza - Scores	30	17,0%	-0,5%	Tachi Waza - Scores	21,4	9,2%
Tachi Waza per Contest	6,3	0,4		Tachi Waza per Contest	5,9	-1,4		Tachi Waza per Contest	7,7	
TW Scores per Contest	0,6	-0,4		TW Scores per Contest	1,0	-0,2		TW Scores per Contest	0,7	

<b>Tachi Waza Timing (Frequency = 1 every N min&amp;sec)</b>										
	min	sec		min	sec		min	sec		
Effective Time Freq.	0	25		TW Eff. Time Freq.	0	28		TW Eff. Time Freq.	0	21
Score Eff. Time Freq.	4	42		Score Eff. Time Freq.	2	42		Score Eff. Time Freq.	3	44
Real Time Freq.	0	36		TW Real Time Freq.	0	36		TW Real Time Freq.	0	29
Score Real Time Freq.	6	48		Score Real Time Freq.	3	31		Score Real Time Freq.	5	19


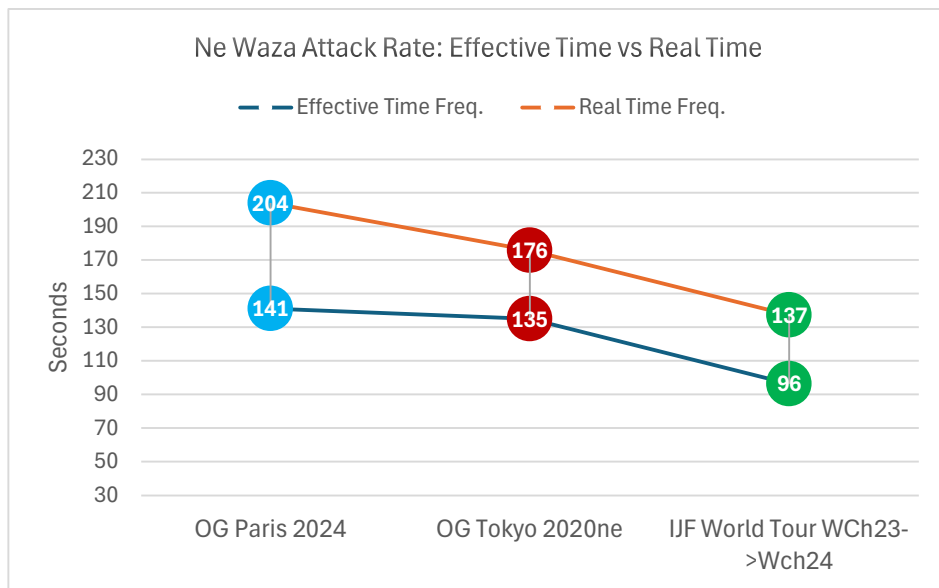


# Comparative Stats per Weight Category P78

Average values in 21 Competitions

OG Paris 2024		vs	OG Tokyo 2020ne		vs	IJF World Tour WCh23->Wch24				
<b>Contest Ne Waza</b>										
Ne Waza - Attacks	32		Ne Waza - Attacks	36		Ne Waza - Attacks	49,7			
Ne Waza - Scores	11	34,4%	1,0%	Ne Waza - Scores	12	33,3%	14,1%	Ne Waza - Scores	10,1	20,3%
Ne Waza per Contest	1,1		-0,1	Ne Waza per Contest	1,2		-0,6	Ne Waza per Contest	1,7	
NW Scores per Contest	0,4		0,0	NW Scores per Contest	0,4		0,0	NW Scores per Contest	0,3	

<b>Ne Waza Timing (Frequency = 1 every N min&amp;sec)</b>										
	min	sec		min	sec		min	sec		
Effective Time Freq.	2	21		TW Eff. Time Freq.	2	15		TW Eff. Time Freq.	1	36
Score Eff. Time Freq.	6	51		Score Eff. Time Freq.	6	45		Score Eff. Time Freq.	7	55
Real Time Freq.	3	24		TW Real Time Freq.	2	56		TW Real Time Freq.	2	17
Score Real Time Freq.	9	54		Score Real Time Freq.	8	47		Score Real Time Freq.	11	16

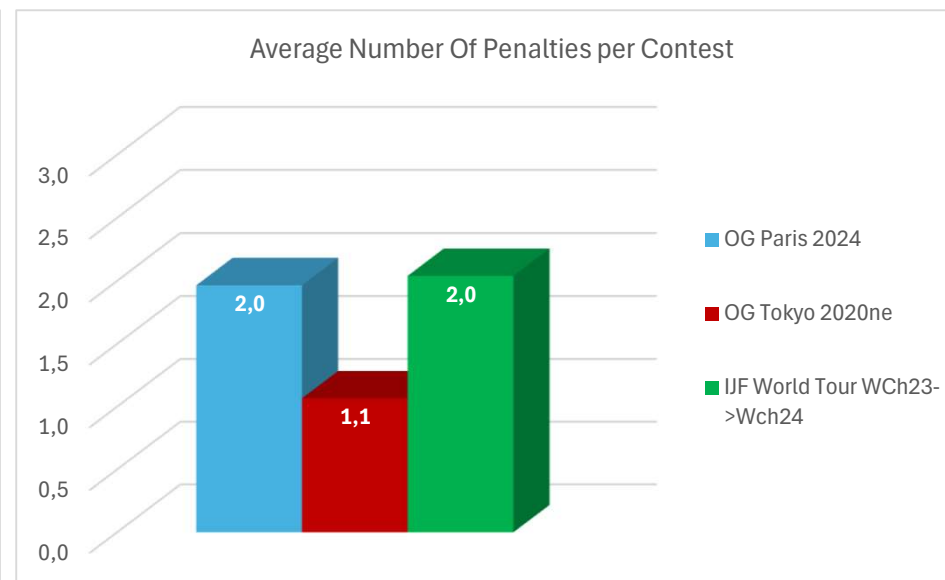
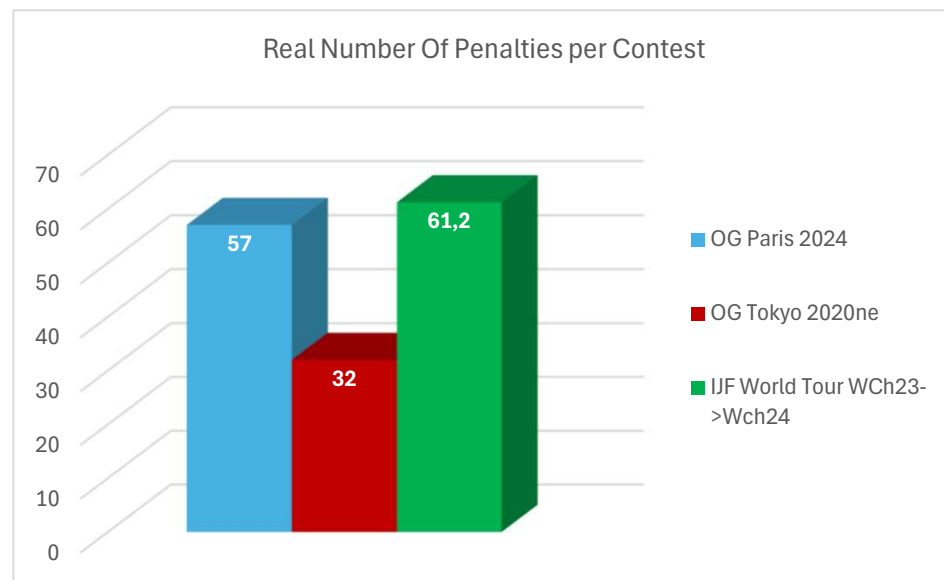




# Comparative Stats per Weight Category P78

Average values in 21 Competitions

OG Paris 2024		vs	OG Tokyo 2020ne		vs	IJF World Tour WCh23->Wch24		
<b>Penalties</b>								
Given Penalties	61		Given Penalties	32		Given Penalties	62,0	
Eliminated Penalties	4		Eliminated Penalties	0		Eliminated Penalties	0,8	
Real Penalties	57		Real Penalties	32		Real Penalties	61,2	
Penalties per Contest	2,0		Penalties per Contest	1,1		Penalties per Contest	2,0	
<b>Penalty Timing (Frequency = 1 every N min&amp;sec)</b>								
	<b>min</b>	<b>sec</b>		<b>min</b>	<b>sec</b>		<b>min</b>	<b>sec</b>
Penalty Eff. Time Freq.	1	19	TW Eff. Time Freq.	2	32	TW Eff. Time Freq.	1	18
Penalty Real Time Freq.	1	55	TW Real Time Freq.	3	18	TW Real Time Freq.	1	52

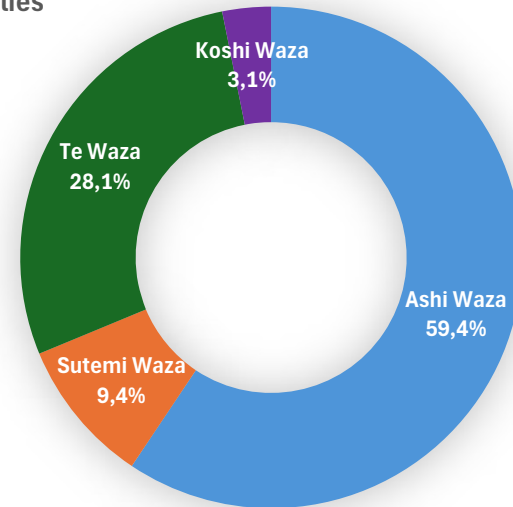


# Paris Olympic Games Tachi Waza

P78

Total Tachi Waza	5 Ippon	11 Waza Ari	16 Kinza	32 Tot.
Ouchi Gari	1	2	3	6
Osoto Otoshi	1	1	2	4
Kosoto Gari	1	0	2	3
Sode Tsurikomi Seoi Otoshi	0	2	1	3
Sumi Otoshi	1	1	0	2
Uchi Mata	0	1	1	2
Eri Seoi Otoshi	0	1	1	2
Okuriashi Barai	0	0	2	2
Ashi Guruma	1	0	0	1
Osoto Gari	0	1	0	1
Uki Otoshi	0	1	0	1
Tani Otoshi	0	1	0	1
Tai Otoshi	0	0	1	1
Sode Tsurikomi Goshi	0	0	1	1
Soto Makikomi	0	0	1	1
Osoto Makikomi	0	0	1	1

Tachi Waza Families



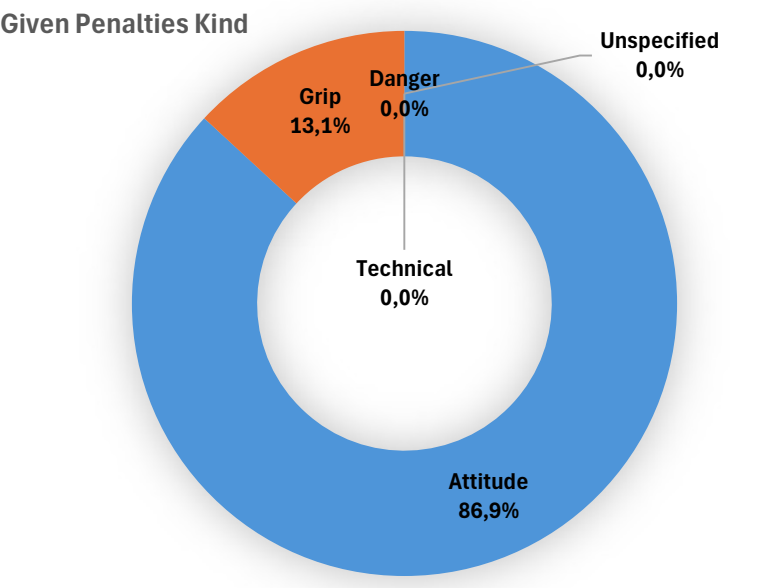
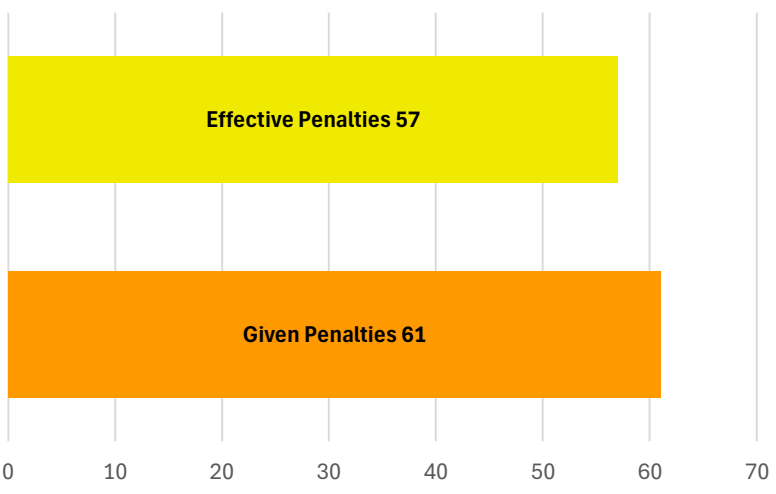




# Paris Olympic Games Penalties

P78

Penalty	Total Given Penalties 61	4 Elim. Penalties	57 Effective Penalties	50 Shido	7 HSK
No Combattivity	25	3	22	18	4
Refuse The Grip	15	0	15	15	0
False Attack	4	0	4	3	1
Negative Judo	4	0	4	3	1
Grip Below the Belt	4	0	4	4	0
Ducking Head	2	0	2	1	1
Exit	3	1	2	2	0
One Side Grip	2	0	2	2	0
Pistol Grip	1	0	1	1	0
Single Grip	1	0	1	1	0

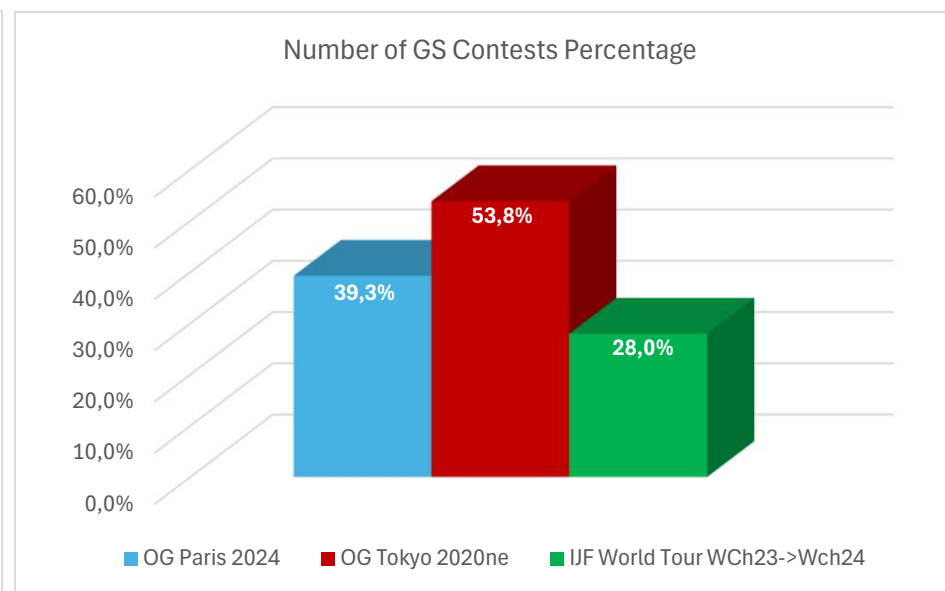
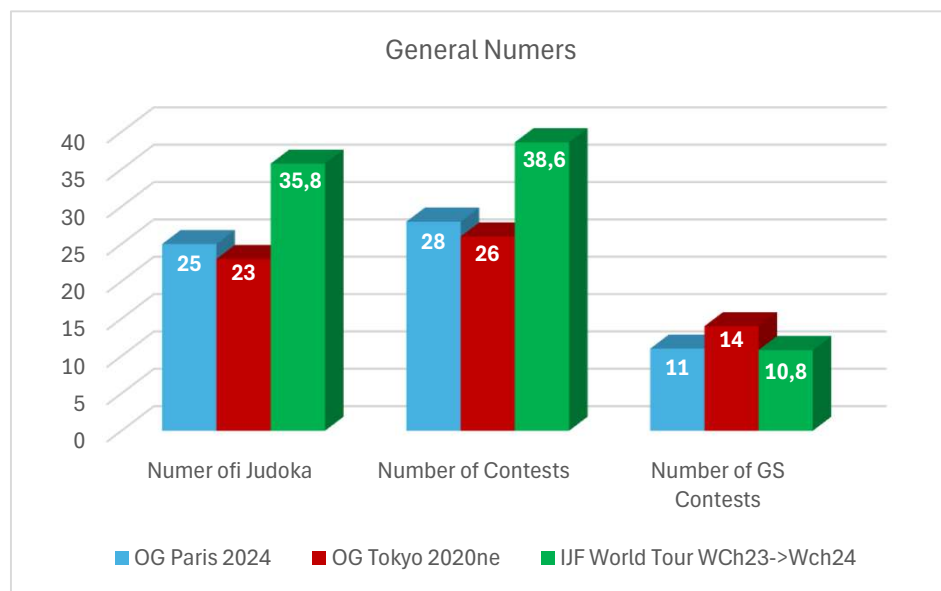


# Comparative Stats per Weight Category

60

Average values in 21 Competitions

OG Paris 2024		vs	OG Tokyo 2020ne		vs	IJF World Tour WCh23->Wch24	
Numer of Judoka	25	2	Numer of Judoka	23	-10,8	Numer of Judoka	35,8
Number of Contests	28	2	Number of Contests	26	-10,6	Number of Contests	38,6
Number of GS Contests	11 39,3%	-14,6%	Number of GS Contests	14 53,8%	11,3%	Number of GS Contests	10,8 28,0%

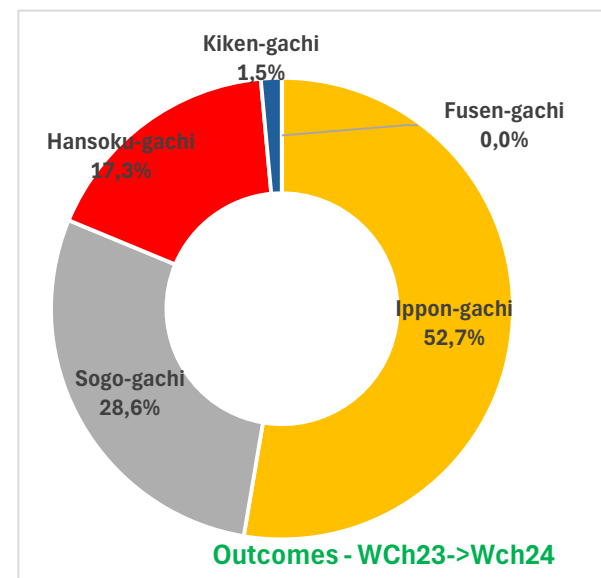
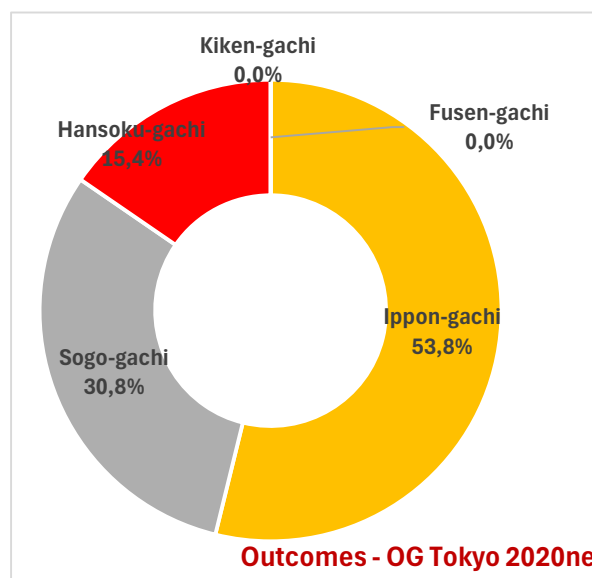
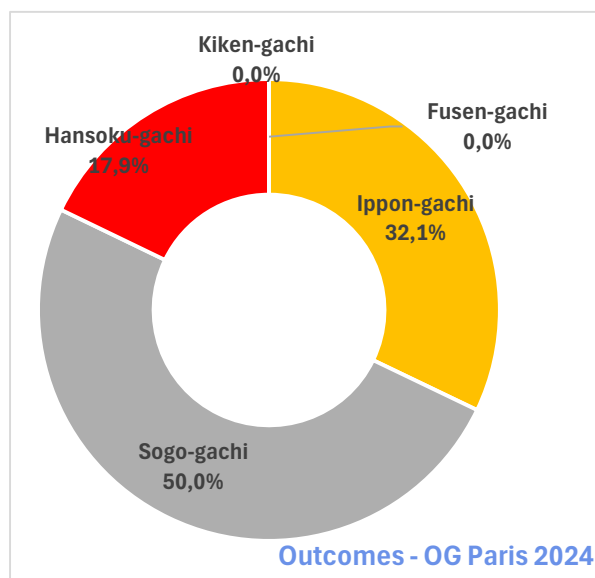


# Comparative Stats per Weight Category

60

Average values in 21 Competitions

OG Paris 2024			vs	OG Tokyo 2020ne			vs	IJF World Tour WCh23->Wch24		
Kind of Contest Outcome										
Ippon-gachi	9	32,1%	-21,7%	Ippon-gachi	14	53,8%	-20,5%	Ippon-gachi	20,3	52,7%
Sogo-gachi	14	50,0%	19,2%	Sogo-gachi	8	30,8%	21,4%	Sogo-gachi	11,0	28,6%
Hansoku-gachi	5	17,9%	2,5%	Hansoku-gachi	4	15,4%	0,6%	Hansoku-gachi	6,7	17,3%
Kiken-gachi	0	0,0%	0,0%	Kiken-gachi	0	0,0%	-1,5%	Kiken-gachi	0,6	1,5%
Fusen-gachi	0	0,0%	0,0%	Fusen-gachi	0	0,0%	0,0%	Fusen-gachi	0,0	0,0%

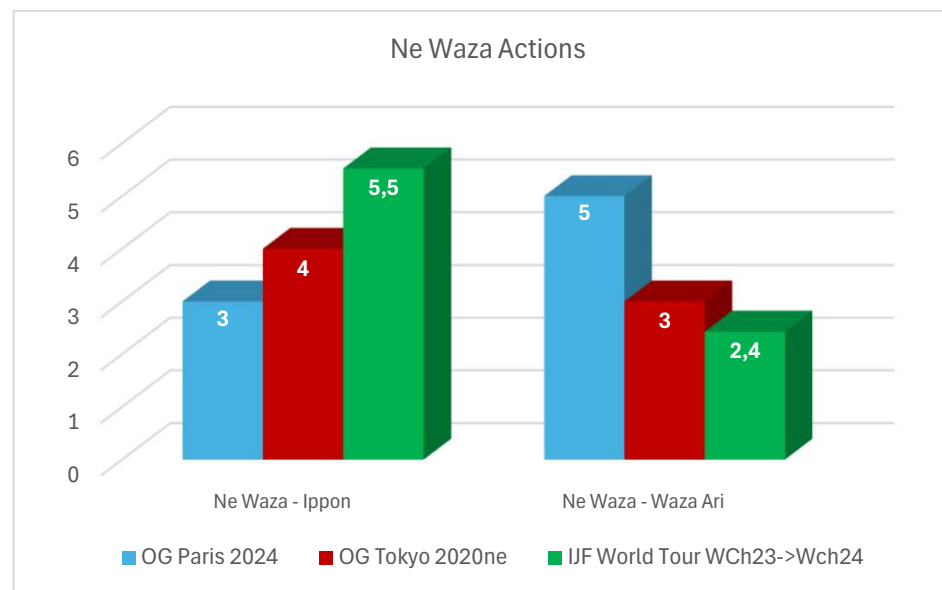
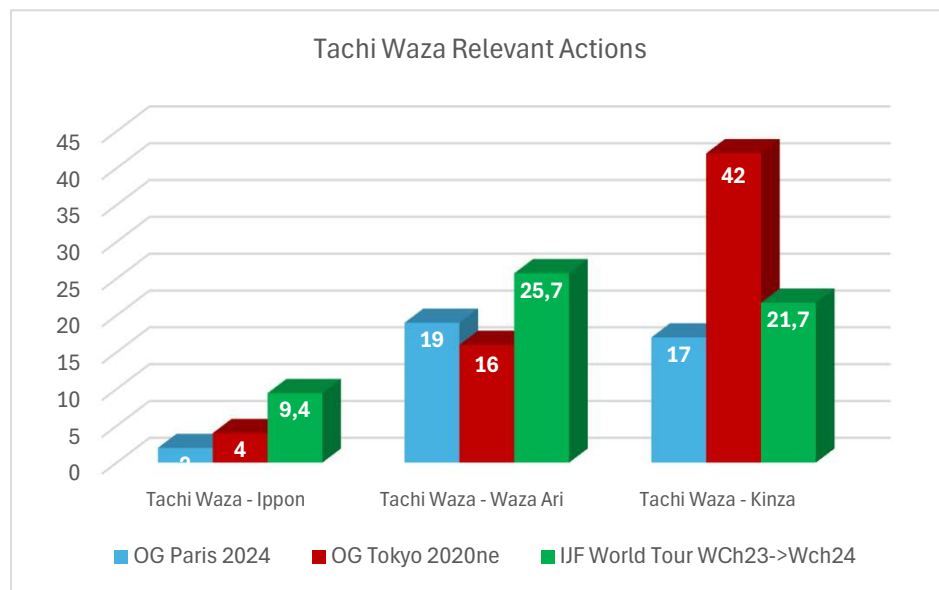


# Comparative Stats per Weight Category

## 60

Average values in 21 Competitions

OG Paris 2024			vs	OG Tokyo 2020ne			vs	IJF World Tour WCh23->Wch24		
Kind of achieved Scores and Actions										
Tachi Waza - Ippon	2	0,4%	-0,6%	Tachi Waza - Ippon	4	1,0%	-1,3%	Tachi Waza - Ippon	9,4	1,7%
Tachi Waza - Waza Ari	19	4,1%	0,0%	Tachi Waza - Waza Ari	16	4,1%	-0,6%	Tachi Waza - Waza Ari	25,7	4,7%
Tachi Waza - Kinza	17	3,7%	-7,2%	Tachi Waza - Kinza	42	10,9%	-0,3%	Tachi Waza - Kinza	21,7	4,0%
Tachi Waza - No Score	422	91,7%	7,8%	Tachi Waza - No Score	324	83,9%	2,2%	Tachi Waza - No Score	485,1	89,5%
<b>Tachi Waza EFF.</b>	<b>4,6%</b>		<b>-0,6%</b>	<b>Tachi Waza EFF.</b>	<b>5,2%</b>		<b>-1,9%</b>	<b>Tachi Waza EFF.</b>	<b>6,5%</b>	
Ne Waza - Ippon	3	2,8%	-1,3%	Ne Waza - Ippon	4	4,0%	-1,3%	Ne Waza - Ippon	5,5	4,1%
Ne Waza - Waza Ari	5	4,6%	1,6%	Ne Waza - Waza Ari	3	3,0%	2,8%	Ne Waza - Waza Ari	2,4	1,8%
Ne Waza - No Score	100	92,6%	-0,3%	Ne Waza - No Score	92	92,9%	-1,6%	Ne Waza - No Score	128,3	94,2%
<b>Ne Waza EFF.</b>	<b>7,4%</b>		<b>0,3%</b>	<b>Ne Waza EFF.</b>	<b>7,1%</b>		<b>1,6%</b>	<b>Ne Waza EFF.</b>	<b>5,8%</b>	

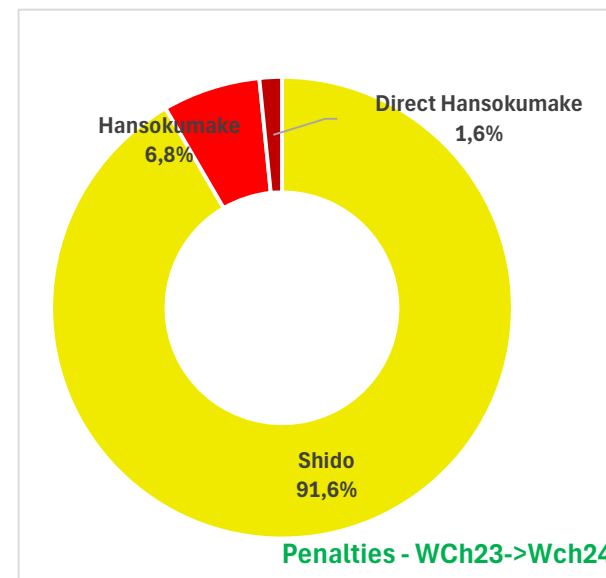
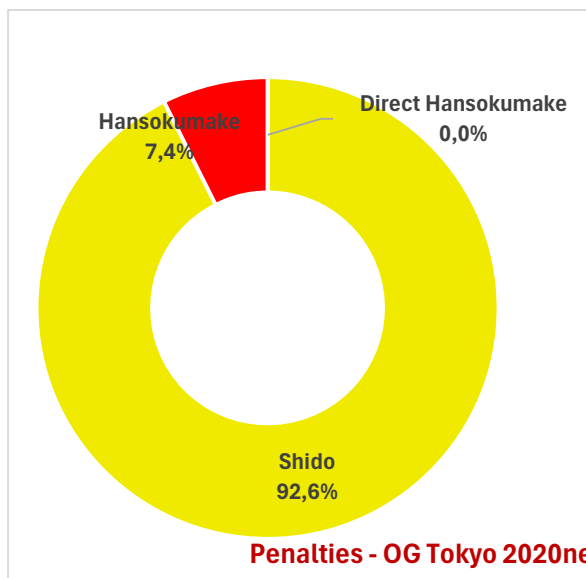
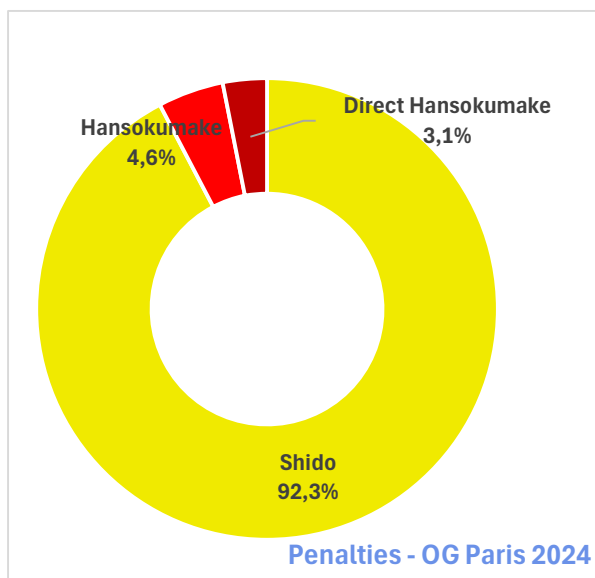




# Comparative Stats per Weight Category 60

Average values in 21 Competitions

OG Paris 2024			vs	OG Tokyo 2020ne			vs	IJF World Tour WCh23->Wch24		
Kind of Penalties										
Shido	60	92,3%	-0,3%	Shido	50	92,6%	0,7%	Shido	72,6	91,6%
Hansokumake	3	4,6%	-2,8%	Hansokumake	4	7,4%	-2,2%	Hansokumake	5,4	6,8%
Direct Hansokumake	2	3,1%	3,1%	Direct Hansokumake	0	0,0%	1,5%	Direct Hansokumake	1,2	1,6%



# Comparative Stats per Weight Category 60

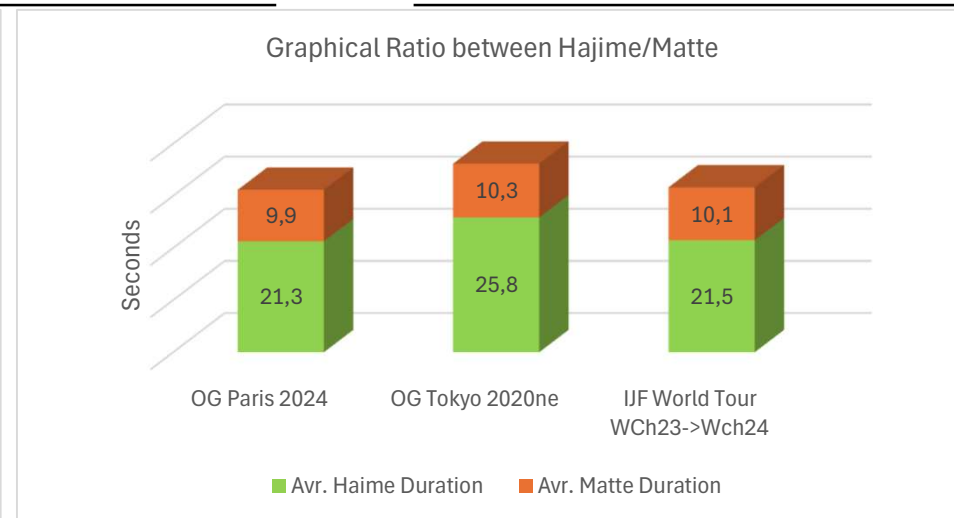
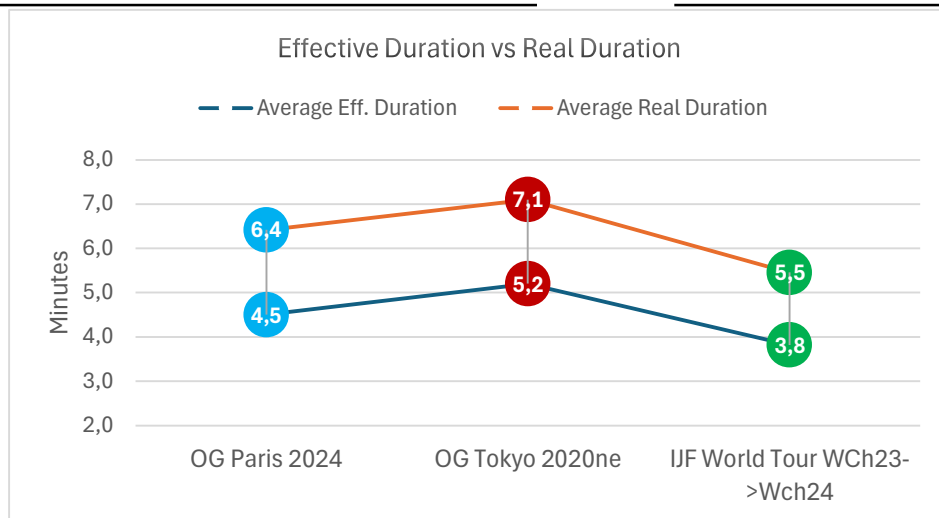
Average values in 21 Competitions

<b>OG Paris 2024</b>	vs	<b>OG Tokyo 2020ne</b>	vs	<b>IJF World Tour WCh23-&gt;Wch24</b>
<b>Contests Timing</b>				

Avr. Hajime Number: <b>12,7</b>	Avr. Hajime Number: <b>12,1</b>	Avr. Hajime Number: <b>10,7</b>
<b>min</b> <b>sec</b>	<b>min</b> <b>sec</b>	<b>min</b> <b>sec</b>
Average Eff. Duration      4      30	Average Eff. Duration      5      12	Average Eff. Duration      3      49
Average Real Duration      6      25	Average Real Duration      7      6	Average Real Duration      5      27
Avr. Haime Duration      21,3	Avr. Haime Duration      25,8	Avr. Haime Duration      21,5
Avr. Matte Duration      9,9	Avr. Matte Duration      10,3	Avr. Matte Duration      10,1

<b>Golden Score Timing</b>				
----------------------------	--	--	--	--

Avr. Hajime Number: <b>2,8</b>	Avr. Hajime Number: <b>4,2</b>	Avr. Hajime Number: <b>1,7</b>
<b>min</b> <b>sec</b>	<b>min</b> <b>sec</b>	<b>min</b> <b>sec</b>
Average Eff. Duration      0      52	Average Eff. Duration      1      44	Average Eff. Duration      0      30
Average Real Duration      1      15	Average Real Duration      2      24	Average Real Duration      0      46
Avr. Haime Duration      18,7	Avr. Haime Duration      25,0	Avr. Haime Duration      18,1
Avr. Matte Duration      9,6	Avr. Matte Duration      11,1	Avr. Matte Duration      11,7

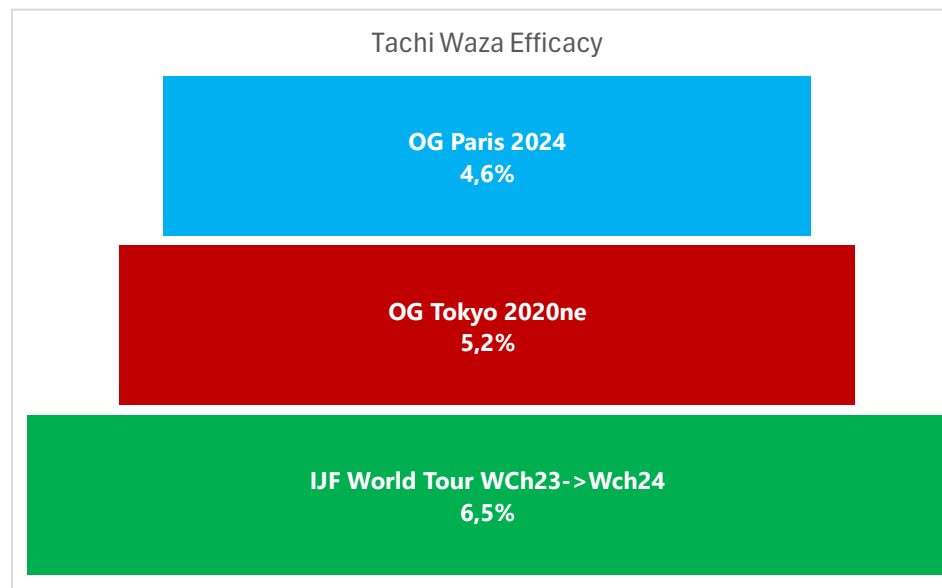
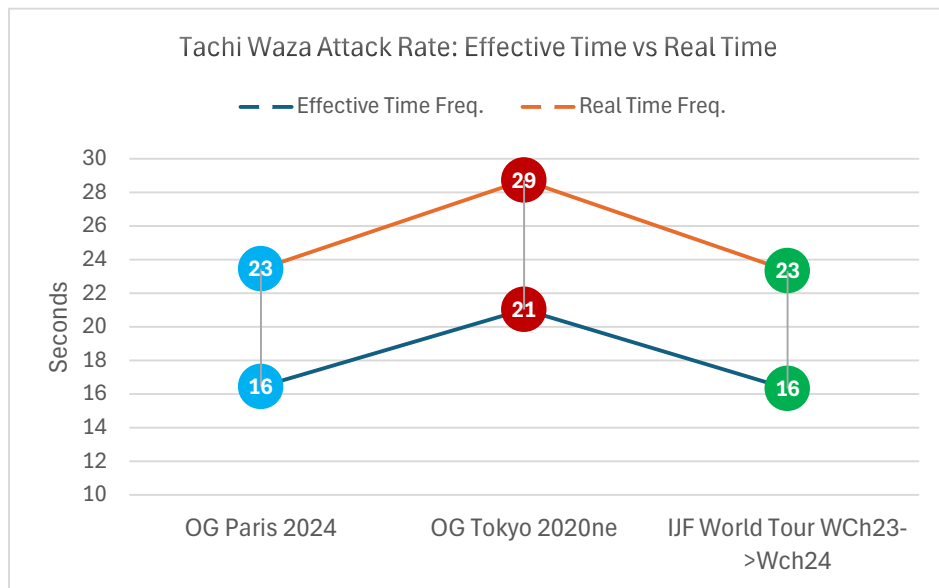


# Comparative Stats per Weight Category 60

Average values in 21 Competitions

OG Paris 2024		vs	OG Tokyo 2020ne		vs	IJF World Tour WCh23->Wch24				
<b>Contest Tachi Waza</b>										
Tachi Waza - Attacks	460		Tachi Waza - Attacks	386		Tachi Waza - Attacks	542,0			
Tachi Waza - Scores	21	4,6%	-0,6%	Tachi Waza - Scores	20	5,2%	-1,9%	Tachi Waza - Scores	35,1	6,5%
Tachi Waza per Contest	16,4		1,6	Tachi Waza per Contest	14,8		2,4	Tachi Waza per Contest	14,0	
TW Scores per Contest	0,8		0,0	TW Scores per Contest	0,8		-0,2	TW Scores per Contest	0,9	

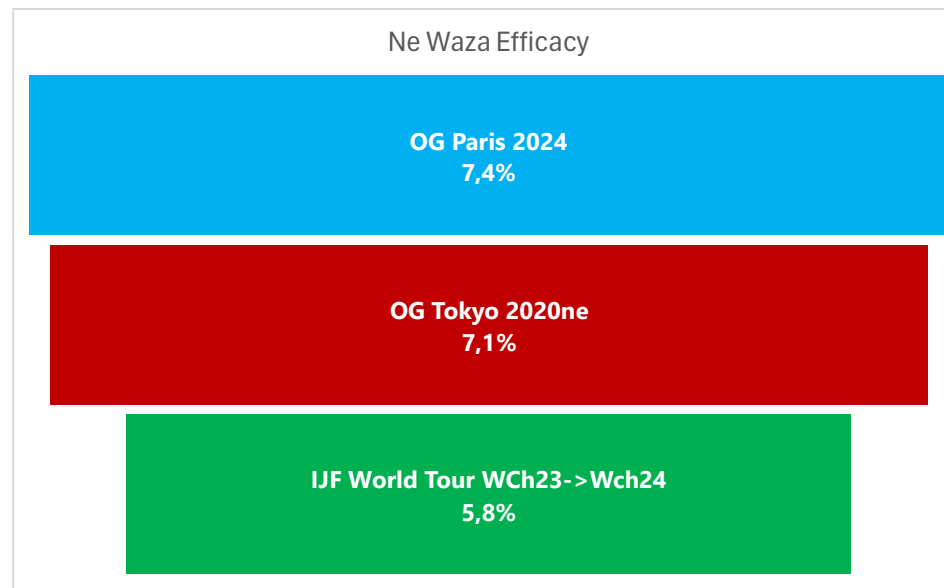
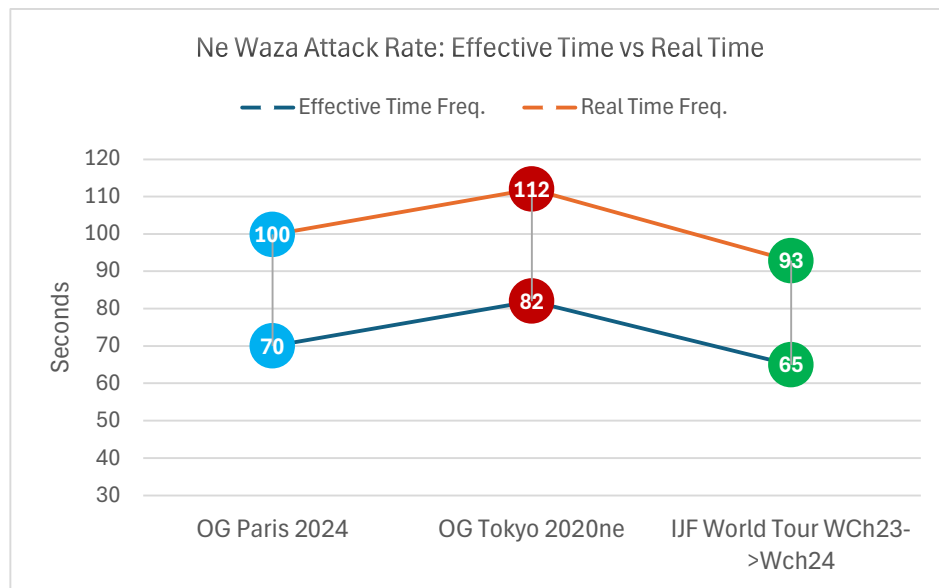
<b>Tachi Waza Timing (Frequency = 1 every N min&amp;sec)</b>										
	min	sec		min	sec		min	sec		
Effective Time Freq.	0	16		TW Eff. Time Freq.	0	21		TW Eff. Time Freq.	0	16
Score Eff. Time Freq.	6	0		Score Eff. Time Freq.	6	46		Score Eff. Time Freq.	4	12
Real Time Freq.	0	23		TW Real Time Freq.	0	29		TW Real Time Freq.	0	23
Score Real Time Freq.	8	34		Score Real Time Freq.	9	14		Score Real Time Freq.	5	60



# Comparative Stats per Weight Category 60

Average values in 21 Competitions

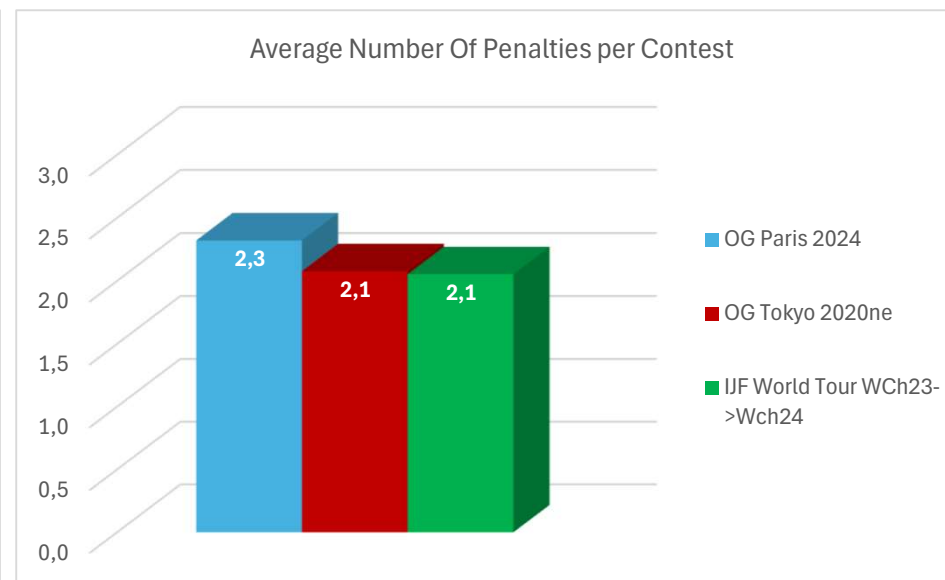
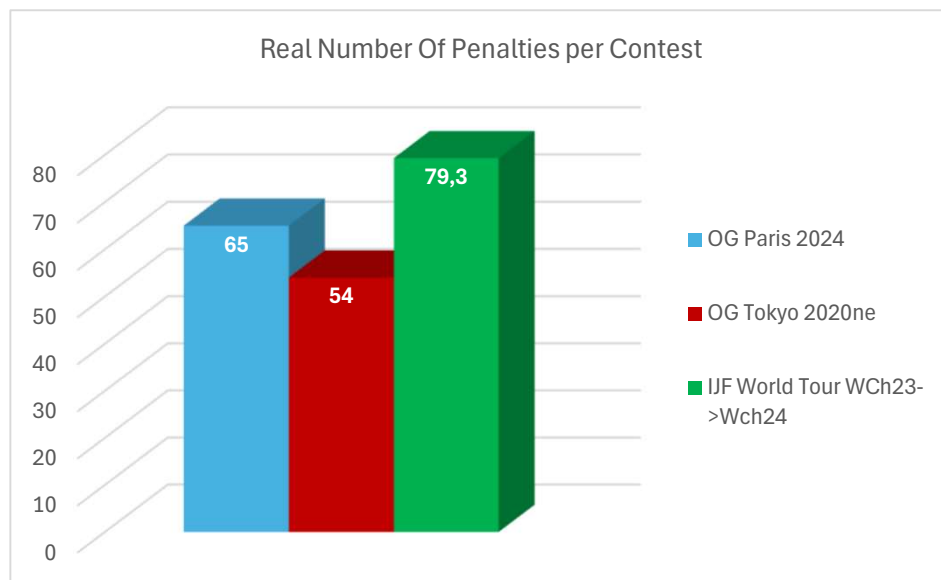
OG Paris 2024		vs		OG Tokyo 2020ne		vs		IJF World Tour WCh23->Wch24		
Contest Ne Waza										
Ne Waza - Attacks	108			Ne Waza - Attacks	99			Ne Waza - Attacks	136,2	
Ne Waza - Scores	8	7,4%	0,3%	Ne Waza - Scores	7	7,1%	1,6%	Ne Waza - Scores	8,0	5,8%
Ne Waza per Contest	3,9		0,0	Ne Waza per Contest	3,8		0,3	Ne Waza per Contest	3,5	
NW Scores per Contest	0,3		0,0	NW Scores per Contest	0,3		0,1	NW Scores per Contest	0,2	
Ne Waza Timing (Frequency = 1 every N min&sec)										
	min	sec			min	sec			min	sec
Effective Time Freq.	1	10		TW Eff. Time Freq.	1	22		TW Eff. Time Freq.	1	5
Score Eff. Time Freq.	15	45		Score Eff. Time Freq.	19	19		Score Eff. Time Freq.	18	33
Real Time Freq.	1	40		TW Real Time Freq.	1	52		TW Real Time Freq.	1	33
Score Real Time Freq.	22	28		Score Real Time Freq.	26	24		Score Real Time Freq.	26	30



# Comparative Stats per Weight Category **60**

Average values in 21 Competitions

OG Paris 2024		vs	OG Tokyo 2020ne		vs	IJF World Tour WCh23->Wch24		
Penalties								
Given Penalties	65		Given Penalties	55		Given Penalties	80,3	
Eliminated Penalties	0		Eliminated Penalties	1		Eliminated Penalties	1,0	
Real Penalties	65		Real Penalties	54		Real Penalties	79,3	
Penalties per Contest	2,3		Penalties per Contest	2,1		Penalties per Contest	2,1	
Penalty Timing (Frequency = 1 every N min&sec)								
	min	sec		min	sec		min	sec
Penalty Eff. Time Freq.	1	56	TW Eff. Time Freq.	2	30	TW Eff. Time Freq.	1	52
Penalty Real Time Freq.	2	46	TW Real Time Freq.	3	25	TW Real Time Freq.	2	39

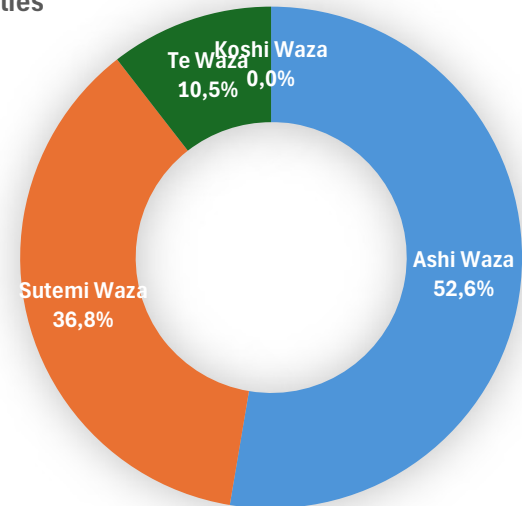


## Paris Olympic Games Tachi Waza

60

Total Tachi Waza	2 Ippon	19 Waza Ari	17 Kinza	38 Tot.
Ouchi Gari	0	3	1	4
Uchi Mata	0	2	1	3
Yoko Otoshi	0	2	1	3
Sumi Gaeshi	0	1	2	3
Kouchi Makikomi	0	1	1	2
Kosoto Gake	0	1	1	2
Osoto Gari	0	1	1	2
Okuriashi Barai	0	1	1	2
Ura Nage	0	1	1	2
Uchi Makikomi	0	0	2	2
Ouchi Gaeshi	0	0	2	2
Sode Tsurikomi Seoi Otoshi	1	0	0	1
Tai Otoshi	1	0	0	1
Osoto Otoshi	0	1	0	1
Kosoto Gari	0	1	0	1
Yoko Tomoe Nage	0	1	0	1
Uchimata Makikomi	0	1	0	1
Gaeshi	0	1	0	1
Daki Wakare	0	1	0	1
Morote Seoi Otoshi	0	0	1	1
Eri Seoi Otoshi	0	0	1	1
Harai Makikomi	0	0	1	1

Tachi Waza Families









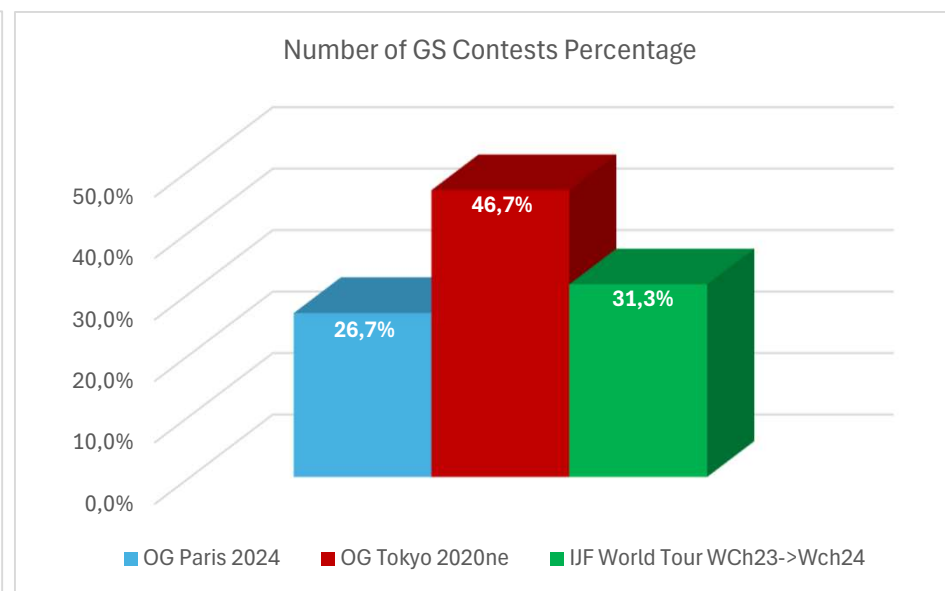
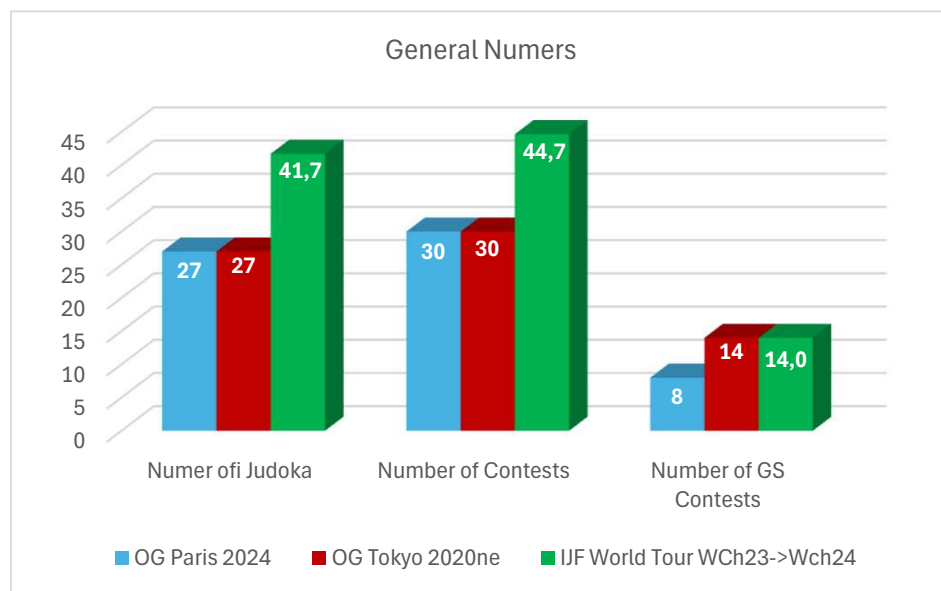


# Comparative Stats per Weight Category

66

Average values in 21 Competitions

OG Paris 2024		vs	OG Tokyo 2020ne		vs	IJF World Tour WCh23->Wch24	
Numer of Judoka	27	0	Numer of Judoka	27	-14,7	Numer of Judoka	41,7
Number of Contests	30	0	Number of Contests	30	-14,7	Number of Contests	44,7
Number of GS Contests	8 26,7%	-20,0%	Number of GS Contests	14 46,7%	-4,7%	Number of GS Contests	14,0 31,3%

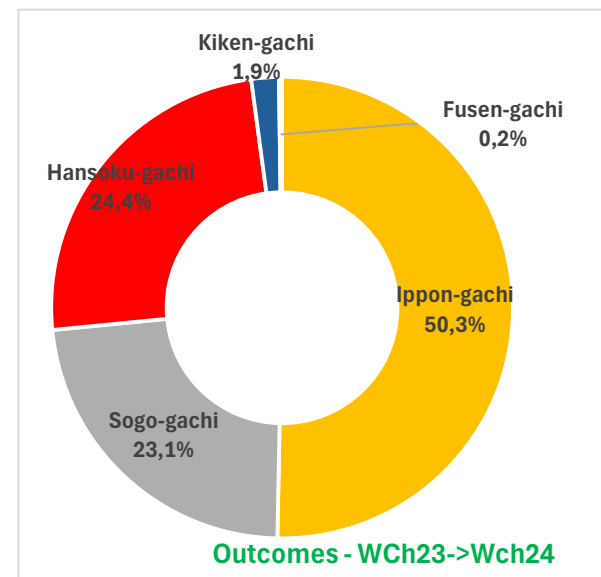
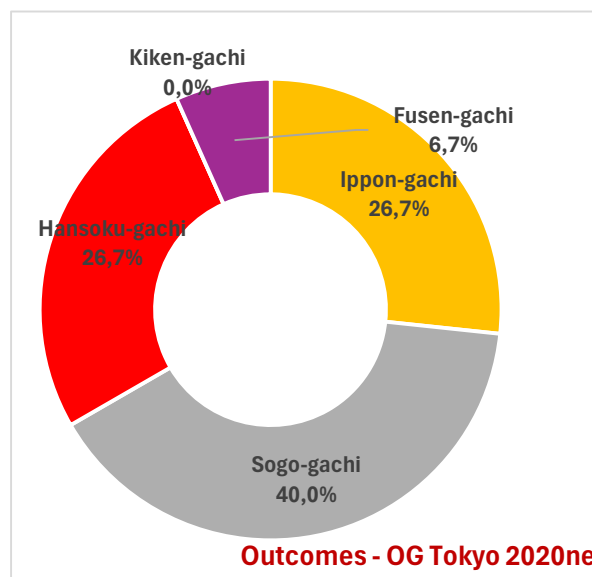
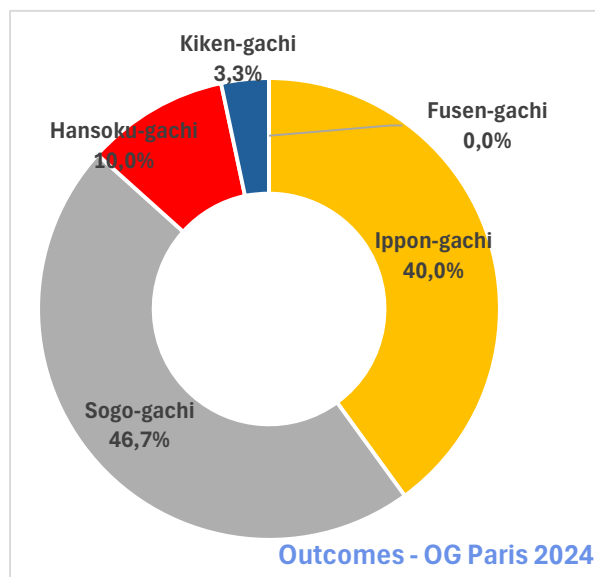


# Comparative Stats per Weight Category

66

Average values in 21 Competitions

OG Paris 2024		vs	OG Tokyo 2020ne		vs	IJF World Tour WCh23->Wch24	
Kind of Contest Outcome							
Ippon-gachi	12 40,0%	13,3%	Ippon-gachi	8 26,7%	-10,3%	Ippon-gachi	22,5 50,3%
Sogo-gachi	14 46,7%	6,7%	Sogo-gachi	12 40,0%	23,5%	Sogo-gachi	10,3 23,1%
Hansoku-gachi	3 10,0%	-16,7%	Hansoku-gachi	8 26,7%	-14,4%	Hansoku-gachi	10,9 24,4%
Kiken-gachi	1 3,3%	3,3%	Kiken-gachi	0 0,0%	1,4%	Kiken-gachi	0,9 1,9%
Fusen-gachi	0 0,0%	-6,7%	Fusen-gachi	2 6,7%	-0,2%	Fusen-gachi	0,1 0,2%

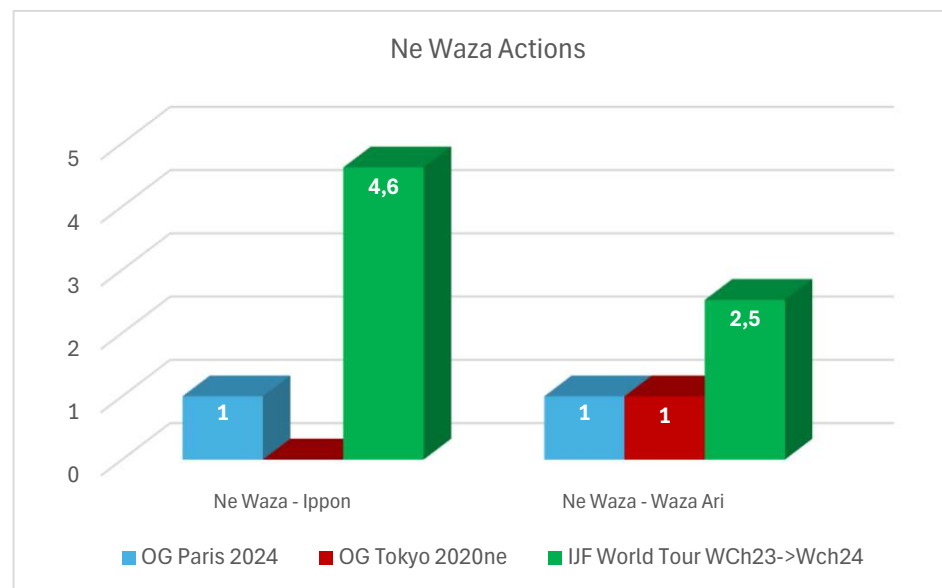
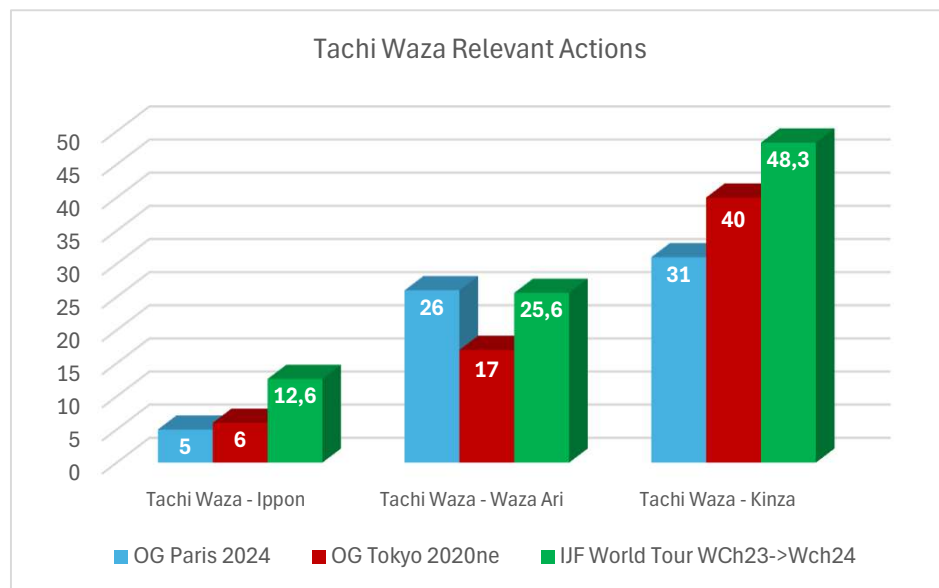


# Comparative Stats per Weight Category

# 66

Average values in 21 Competitions

OG Paris 2024			vs	OG Tokyo 2020ne			vs	IJF World Tour WCh23->Wch24		
Kind of achieved Scores and Actions										
Tachi Waza - Ippon	5	1,3%	-0,3%	Tachi Waza - Ippon	6	1,6%	-0,8%	Tachi Waza - Ippon	12,6	2,1%
Tachi Waza - Waza Ari	26	6,8%	2,3%	Tachi Waza - Waza Ari	17	4,5%	2,5%	Tachi Waza - Waza Ari	25,6	4,3%
Tachi Waza - Kinza	31	8,1%	-2,6%	Tachi Waza - Kinza	40	10,7%	0,1%	Tachi Waza - Kinza	48,3	8,0%
Tachi Waza - No Score	321	83,8%	0,6%	Tachi Waza - No Score	312	83,2%	-1,8%	Tachi Waza - No Score	514,7	85,6%
<b>Tachi Waza EFF.</b>	<b>8,1%</b>	<b>2,0%</b>		<b>Tachi Waza EFF.</b>	<b>6,1%</b>	<b>1,7%</b>		<b>Tachi Waza EFF.</b>	<b>6,4%</b>	
Ne Waza - Ippon	1	2,5%	2,5%	Ne Waza - Ippon	0	0,0%	-2,3%	Ne Waza - Ippon	4,6	4,8%
Ne Waza - Waza Ari	1	2,5%	1,2%	Ne Waza - Waza Ari	1	1,3%	-0,1%	Ne Waza - Waza Ari	2,5	2,6%
Ne Waza - No Score	38	95,0%	-3,7%	Ne Waza - No Score	78	98,7%	2,5%	Ne Waza - No Score	88,5	92,5%
<b>Ne Waza EFF.</b>	<b>5,0%</b>	<b>3,7%</b>		<b>Ne Waza EFF.</b>	<b>1,3%</b>	<b>-2,5%</b>		<b>Ne Waza EFF.</b>	<b>7,5%</b>	

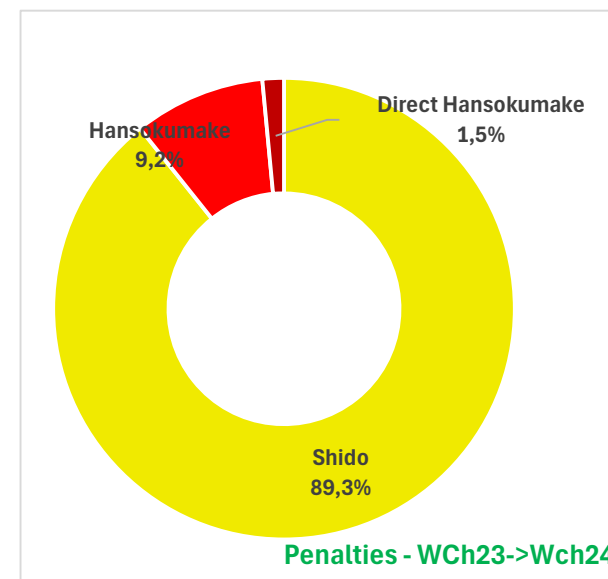
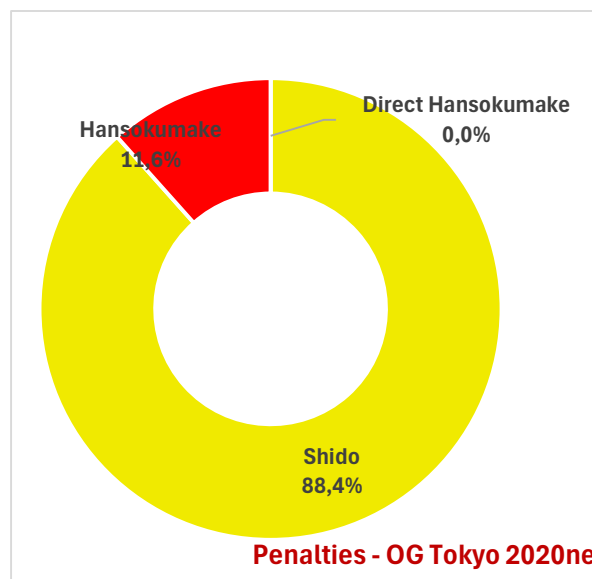
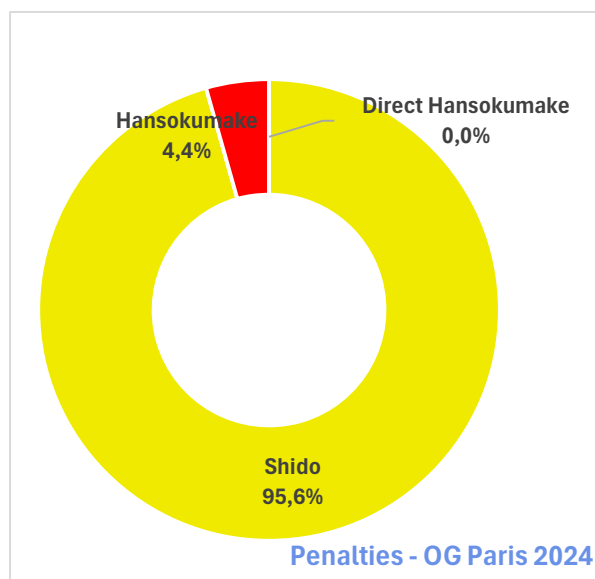


# Comparative Stats per Weight Category

66

Average values in 21 Competitions

OG Paris 2024			vs	OG Tokyo 2020ne			vs	IJF World Tour WCh23->Wch24		
Kind of Penalties										
Shido	65	95,6%	7,2%	Shido	61	88,4%	6,3%	Shido	90,8	89,3%
Hansokumake	3	4,4%	-7,2%	Hansokumake	8	11,6%	-4,8%	Hansokumake	9,4	9,2%
Direct Hansokumake	0	0,0%	0,0%	Direct Hansokumake	0	0,0%	-1,5%	Direct Hansokumake	1,5	1,5%



# Comparative Stats per Weight Category

66

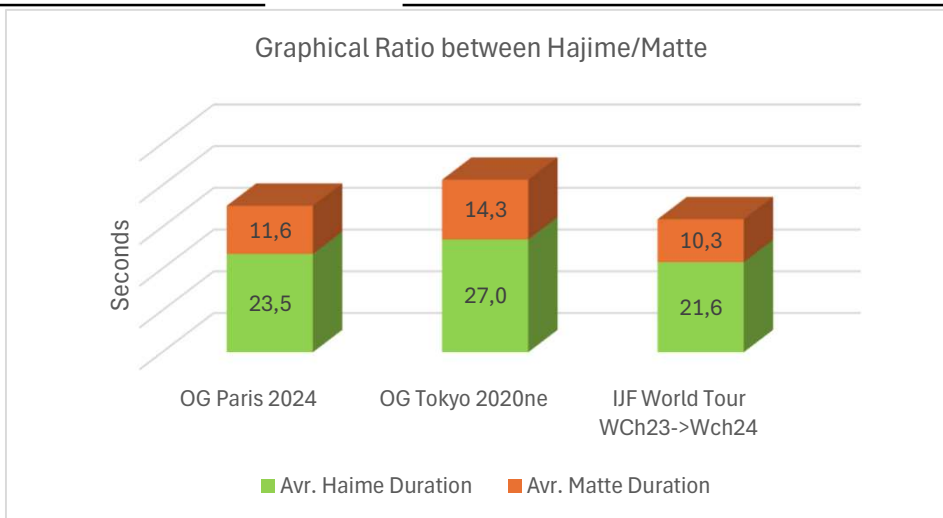
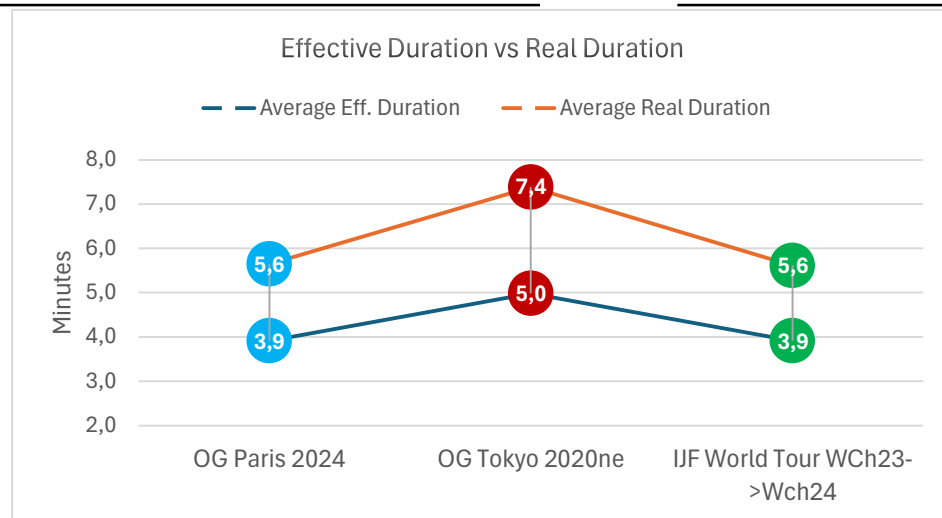
Average values in 21 Competitions

<b>OG Paris 2024</b>	vs	<b>OG Tokyo 2020ne</b>	vs	<b>IJF World Tour WCh23-&gt;Wch24</b>
<b>Contests Timing</b>				

Avr. Hajime Number: <b>10,0</b>			Avr. Hajime Number: <b>11,1</b>			Avr. Hajime Number: <b>10,9</b>		
	<b>min</b>	<b>sec</b>		<b>min</b>	<b>sec</b>		<b>min</b>	<b>sec</b>
Average Eff. Duration	3	55	Average Eff. Duration	4	59	Average Eff. Duration	3	55
Average Real Duration	5	39	Average Real Duration	7	23	Average Real Duration	5	37
Avr. Haime Duration		23,5	Avr. Haime Duration		27,0	Avr. Haime Duration		21,6
Avr. Matte Duration		11,6	Avr. Matte Duration		14,3	Avr. Matte Duration		10,3

<b>Golden Score Timing</b>								
----------------------------	--	--	--	--	--	--	--	--

Avr. Hajime Number: <b>1,3</b>			Avr. Hajime Number: <b>3,1</b>			Avr. Hajime Number: <b>1,9</b>		
	<b>min</b>	<b>sec</b>		<b>min</b>	<b>sec</b>		<b>min</b>	<b>sec</b>
Average Eff. Duration	0	29	Average Eff. Duration	1	8	Average Eff. Duration	0	37
Average Real Duration	0	44	Average Real Duration	2	0	Average Real Duration	0	55
Avr. Haime Duration		22,0	Avr. Haime Duration		22,1	Avr. Haime Duration		19,4
Avr. Matte Duration		14,8	Avr. Matte Duration		20,2	Avr. Matte Duration		10,7

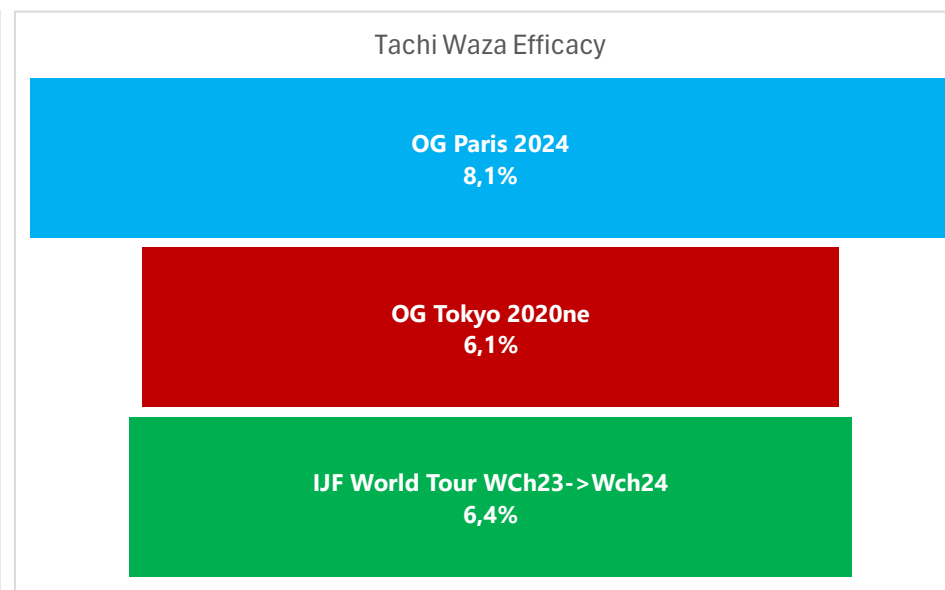
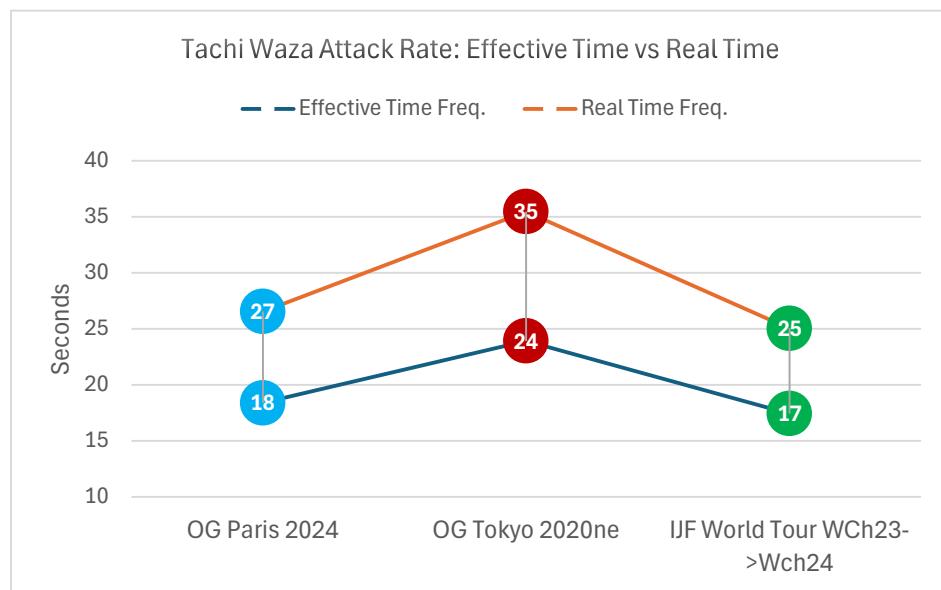


# Comparative Stats per Weight Category

66

Average values in 21 Competitions

OG Paris 2024		vs	OG Tokyo 2020ne		vs	IJF World Tour WCh23->Wch24				
Contest Tachi Waza										
Tachi Waza - Attacks	383		Tachi Waza - Attacks	375		Tachi Waza - Attacks	601,2			
Tachi Waza - Scores	31	8,1%	2,0%	Tachi Waza - Scores	23	6,1%	1,7%	Tachi Waza - Scores	38,2	6,4%
Tachi Waza per Contest	12,8		0,3	Tachi Waza per Contest	12,5		-0,7	Tachi Waza per Contest	13,5	
TW Scores per Contest	1,0		0,3	TW Scores per Contest	0,8		0,2	TW Scores per Contest	0,9	
Tachi Waza Timing (Frequency = 1 every N min&sec)										
	min	sec		min	sec		min	sec		
Effective Time Freq.	0	18		TW Eff. Time Freq.	0	24		TW Eff. Time Freq.	0	17
Score Eff. Time Freq.	3	47		Score Eff. Time Freq.	6	30		Score Eff. Time Freq.	4	34
Real Time Freq.	0	27		TW Real Time Freq.	0	35		TW Real Time Freq.	0	25
Score Real Time Freq.	5	28		Score Real Time Freq.	9	38		Score Real Time Freq.	6	34

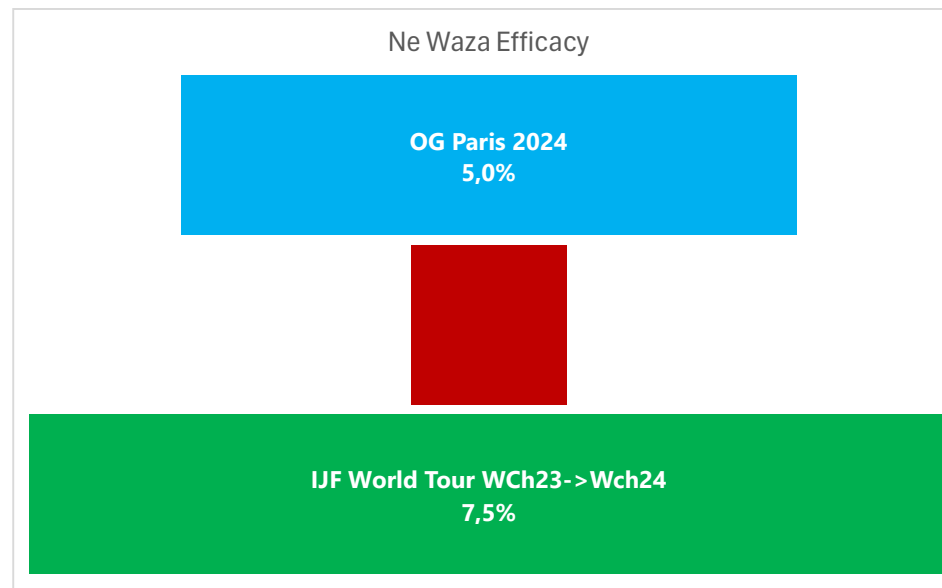
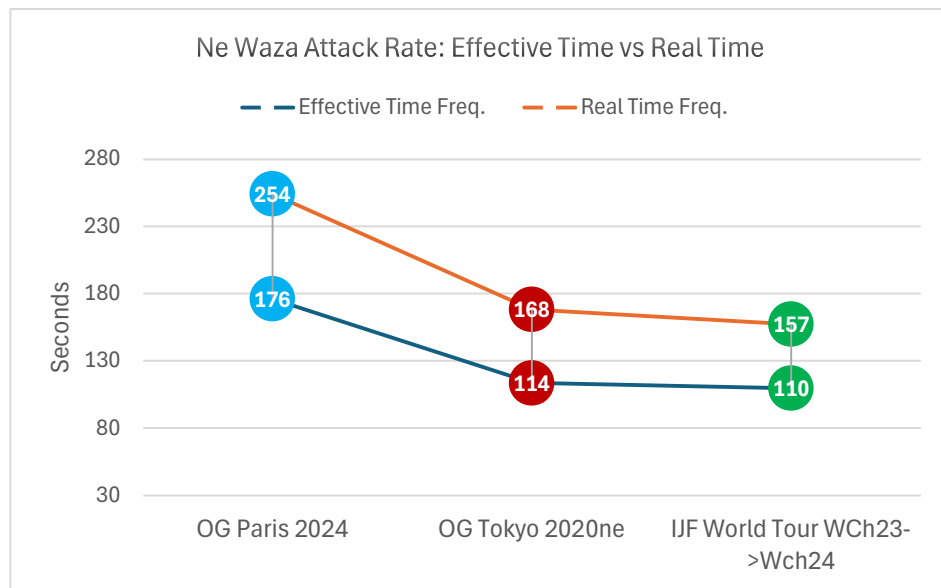


# Comparative Stats per Weight Category

66

Average values in 21 Competitions

OG Paris 2024		vs	OG Tokyo 2020ne		vs	IJF World Tour WCh23->Wch24				
Contest Ne Waza										
Ne Waza - Attacks	40		Ne Waza - Attacks	79		Ne Waza - Attacks	95,6			
Ne Waza - Scores	2	5,0%	3,7%	Ne Waza - Scores	1	1,3%	-2,5%	Ne Waza - Scores	7,1	7,5%
Ne Waza per Contest	1,3		-1,3	Ne Waza per Contest	2,6		-0,8	Ne Waza per Contest	2,1	
NW Scores per Contest	0,1		0,0	NW Scores per Contest	0,0		-0,1	NW Scores per Contest	0,2	
Ne Waza Timing (Frequency = 1 every N min&sec)										
	min	sec		min	sec		min	sec		
Effective Time Freq.	2	56		TW Eff. Time Freq.	1	54		TW Eff. Time Freq.	1	50
Score Eff. Time Freq.	58	41		Score Eff. Time Freq.	149	28		Score Eff. Time Freq.	24	28
Real Time Freq.	4	14		TW Real Time Freq.	2	48		TW Real Time Freq.	2	37
Score Real Time Freq.	84	42		Score Real Time Freq.	221	40		Score Real Time Freq.	35	7

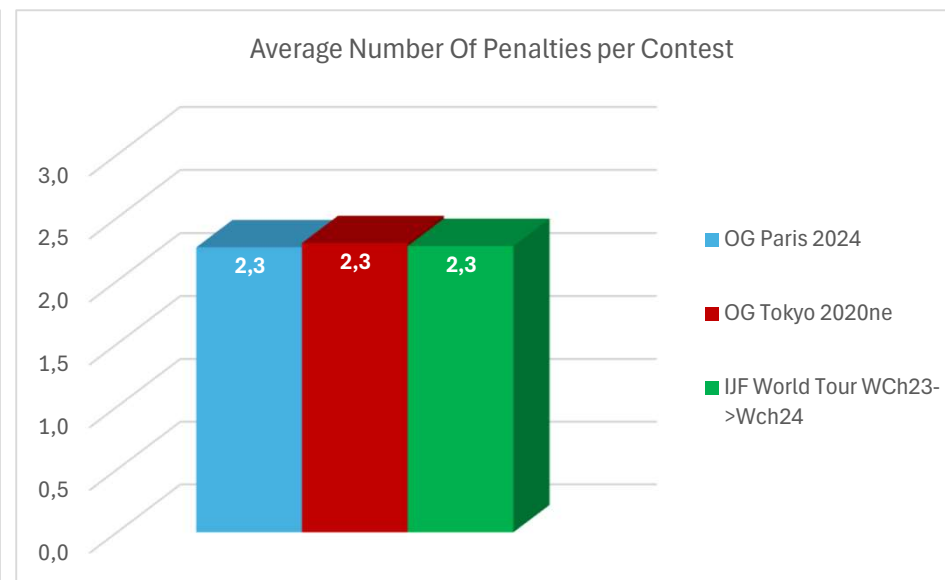
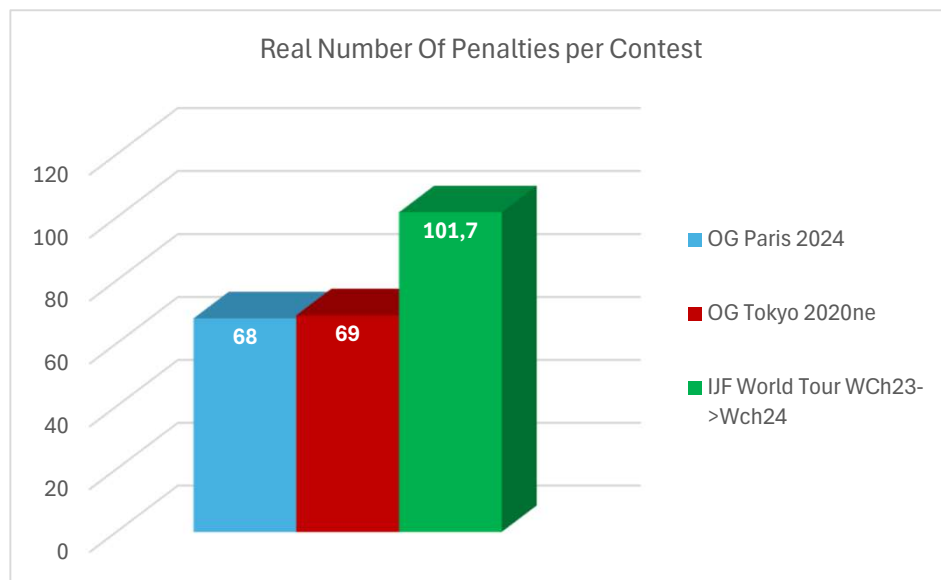




# Comparative Stats per Weight Category 66

Average values in 21 Competitions

OG Paris 2024		vs	OG Tokyo 2020ne		vs	IJF World Tour WCh23->Wch24		
Penalties								
Given Penalties	70		Given Penalties	71		Given Penalties	103,2	
Eliminated Penalties	2		Eliminated Penalties	2		Eliminated Penalties	1,6	
Real Penalties	68		Real Penalties	69		Real Penalties	101,7	
Penalties per Contest	2,3		Penalties per Contest	2,3		Penalties per Contest	2,3	
Penalty Timing (Frequency = 1 every N min&sec)								
	<b>min</b>	<b>sec</b>		<b>min</b>	<b>sec</b>		<b>min</b>	<b>sec</b>
Penalty Eff. Time Freq.	1	44	TW Eff. Time Freq.	2	10	TW Eff. Time Freq.	1	43
Penalty Real Time Freq.	2	29	TW Real Time Freq.	3	13	TW Real Time Freq.	2	28

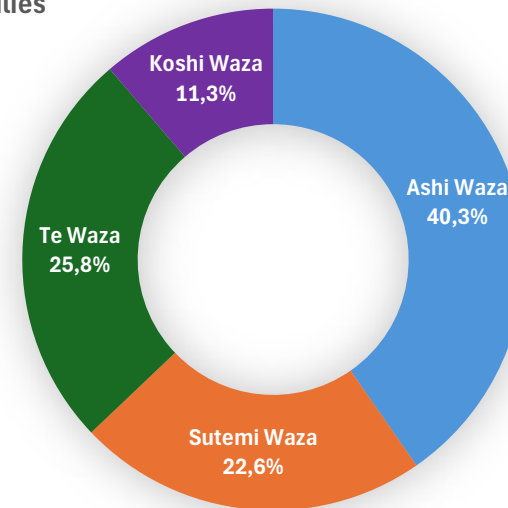


## Paris Olympic Games Tachi Waza

66

Total Tachi Waza	5 Ippon	26 Waza Ari	31 Kinza	62 Tot.
Sumi Gaeshi	0	2	6	8
Kosoto Gake	1	1	4	6
Sumi Otoshi	1	3	0	4
Tai Otoshi	1	0	3	4
Ouchi Gari	0	3	1	4
Kouchi Gari	0	1	3	4
Sode Tsurikomi Goshi	0	3	0	3
Ushiro Goshi	0	3	0	3
Ippon Seoi Otoshi	0	1	2	3
Osoto Gari	0	1	2	3
Kosoto Gari	0	0	3	3
Eri Seoi Otoshi	0	2	0	2
Ura Nage	0	2	0	2
Gaeshi	1	0	0	1
Uchi Mata Sukashi	1	0	0	1
Uki Otoshi	0	1	0	1
Sasae Tsurikomi Ashi	0	1	0	1
Kata Guruma	0	1	0	1
Uki Goshi	0	1	0	1
Tomoe Nage	0	0	1	1
Uchi Mata	0	0	1	1
Kouchi Makikomi	0	0	1	1
Uchi Makikomi	0	0	1	1
Deashi Barai	0	0	1	1
Uchimata Makikomi	0	0	1	1
Uki Waza	0	0	1	1

Tachi Waza Families







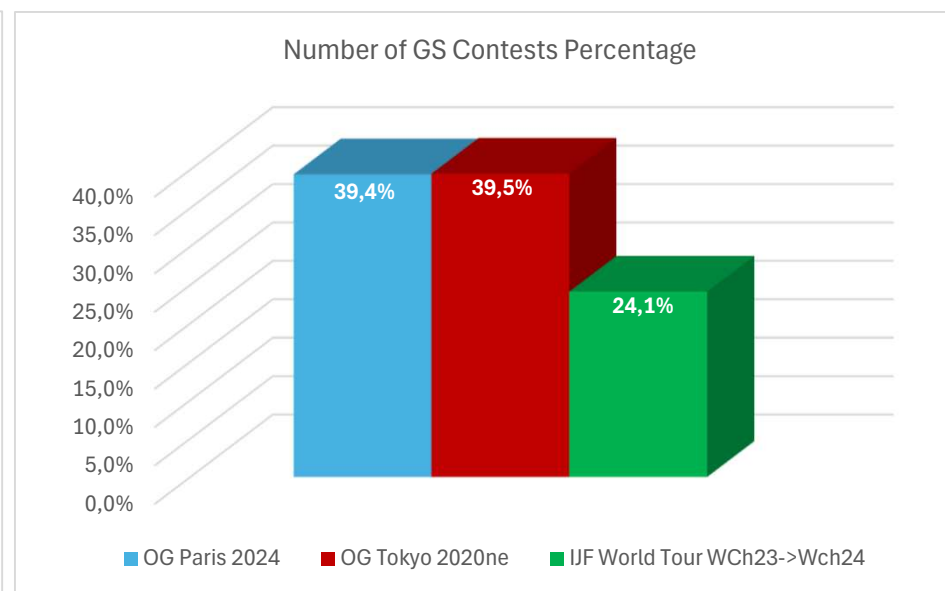
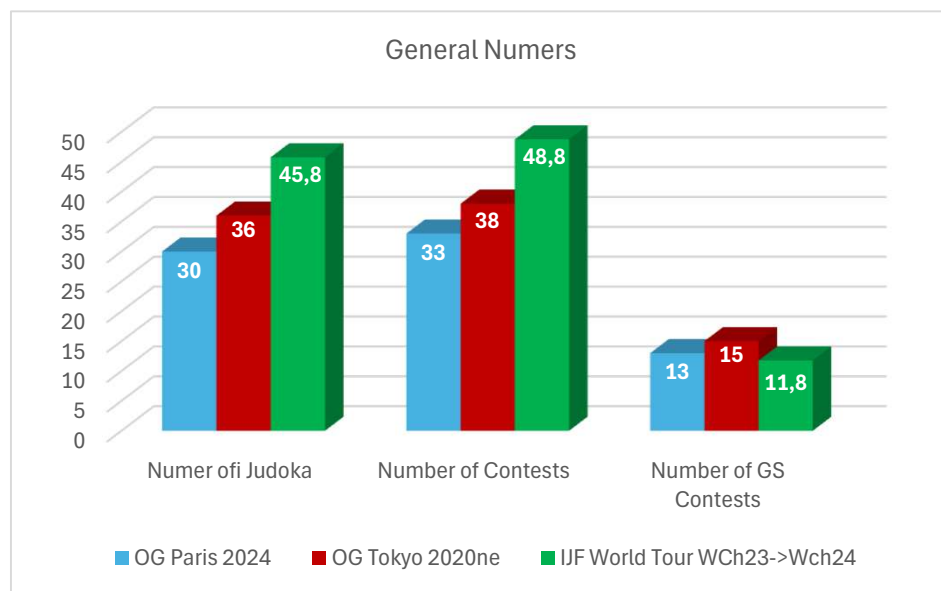


# Comparative Stats per Weight Category

# 73

Average values in 21 Competitions

OG Paris 2024		vs	OG Tokyo 2020ne		vs	IJF World Tour WCh23->Wch24	
Numer of Judoka	30	-6	Numer of Judoka	36	-15,8	Numer of Judoka	45,8
Number of Contests	33	-5	Number of Contests	38	-15,8	Number of Contests	48,8
Number of GS Contests	13 39,4%	-0,1%	Number of GS Contests	15 39,5%	15,3%	Number of GS Contests	11,8 24,1%

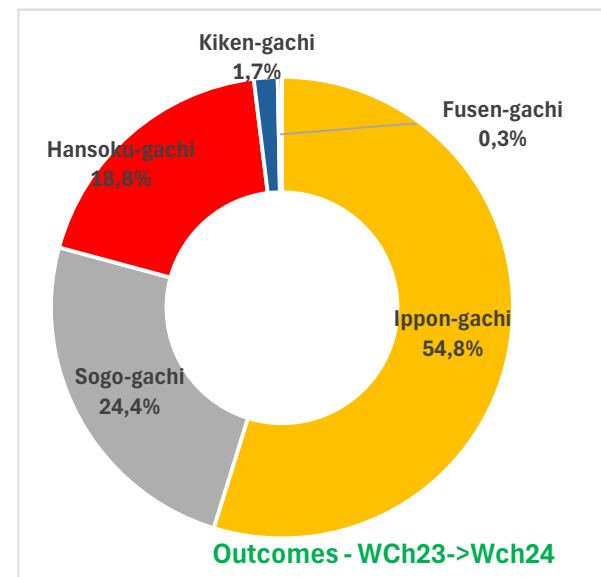
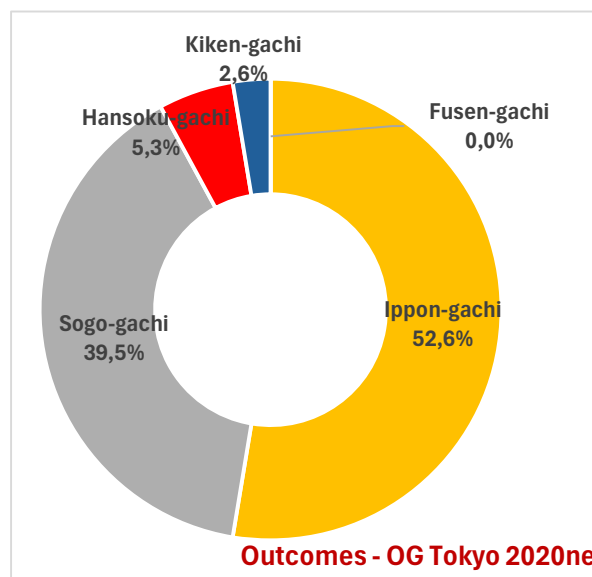
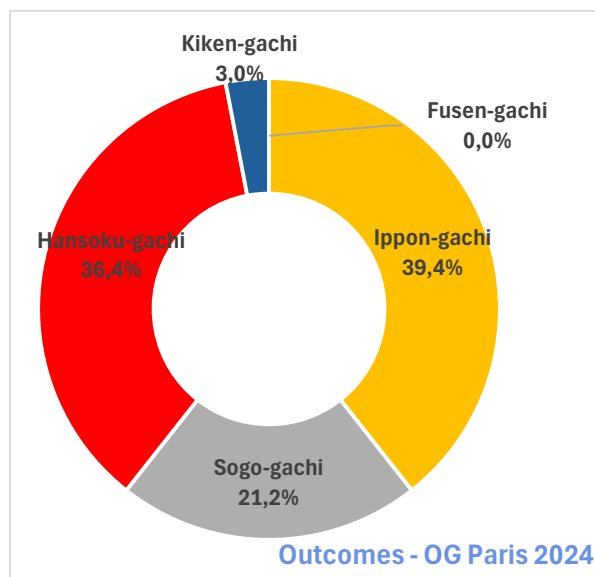


# Comparative Stats per Weight Category

73

Average values in 21 Competitions

OG Paris 2024		vs	OG Tokyo 2020ne		vs	IJF World Tour WCh23->Wch24	
Kind of Contest Outcome							
Ippon-gachi	13 39,4%	-13,2%	Ippon-gachi	20 52,6%	-15,4%	Ippon-gachi	26,7 54,8%
Sogo-gachi	7 21,2%	-18,3%	Sogo-gachi	15 39,5%	-3,2%	Sogo-gachi	11,9 24,4%
Hansoku-gachi	12 36,4%	31,1%	Hansoku-gachi	2 5,3%	17,5%	Hansoku-gachi	9,2 18,8%
Kiken-gachi	1 3,0%	0,4%	Kiken-gachi	1 2,6%	1,4%	Kiken-gachi	0,8 1,7%
Fusen-gachi	0 0,0%	0,0%	Fusen-gachi	0 0,0%	-0,3%	Fusen-gachi	0,1 0,3%

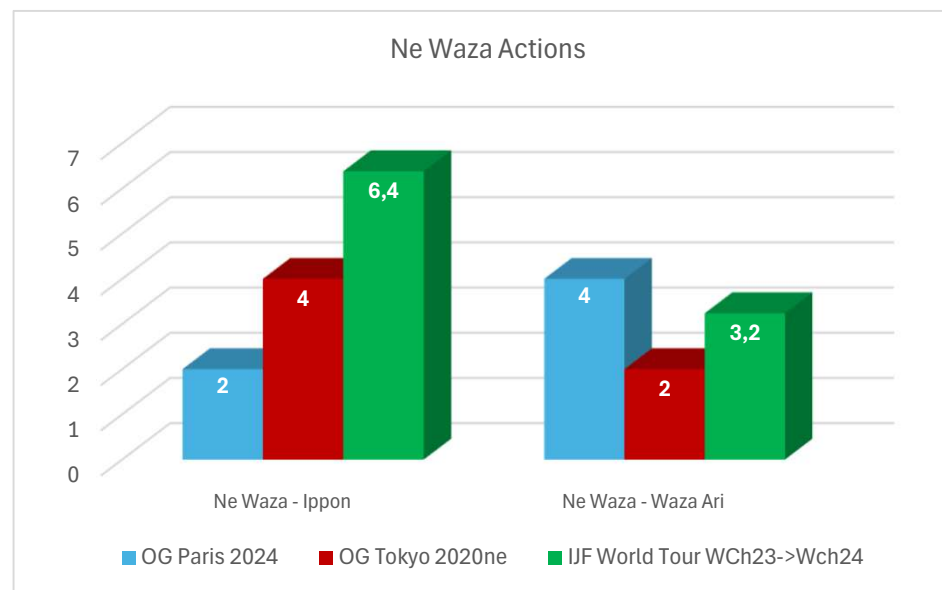
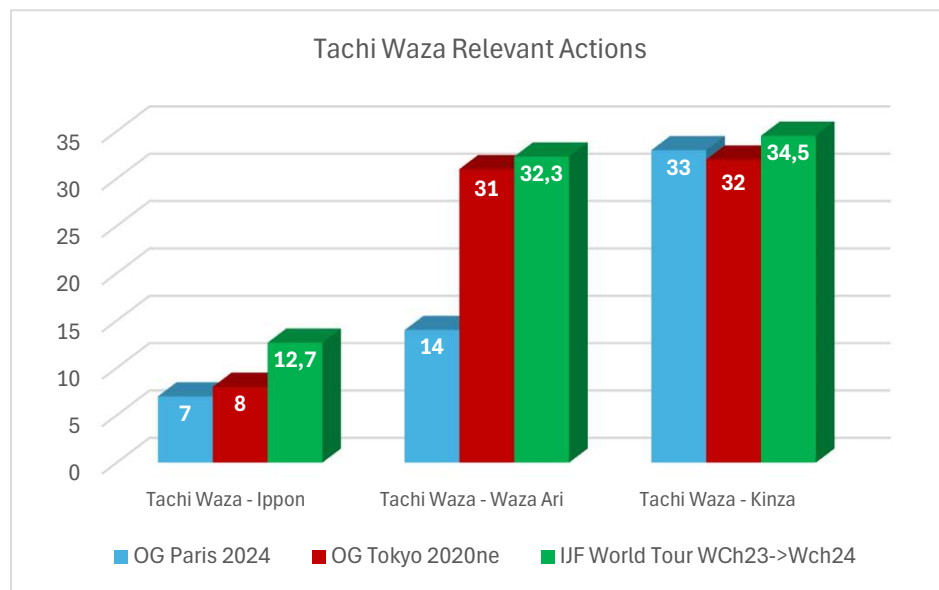


# Comparative Stats per Weight Category

# 73

Average values in 21 Competitions

OG Paris 2024		vs	OG Tokyo 2020ne		vs	IJF World Tour WCh23->Wch24	
Kind of achieved Scores and Actions							
Tachi Waza - Ippon	7 1,7%	-0,4%	Tachi Waza - Ippon	8 2,1%	-0,7%	Tachi Waza - Ippon	12,7 2,4%
Tachi Waza - Waza Ari	14 3,3%	-4,7%	Tachi Waza - Waza Ari	31 8,0%	-2,8%	Tachi Waza - Waza Ari	32,3 6,1%
Tachi Waza - Kinza	33 7,9%	-0,4%	Tachi Waza - Kinza	32 8,3%	1,3%	Tachi Waza - Kinza	34,5 6,5%
Tachi Waza - No Score	366 87,1%	5,5%	Tachi Waza - No Score	316 81,7%	2,2%	Tachi Waza - No Score	449,9 85,0%
<b>Tachi Waza EFF.</b>	<b>5,0%</b>	<b>-5,1%</b>	<b>Tachi Waza EFF.</b>	<b>10,1%</b>	<b>-3,5%</b>	<b>Tachi Waza EFF.</b>	<b>8,5%</b>
Ne Waza - Ippon	2 1,5%	-3,2%	Ne Waza - Ippon	4 4,7%	-2,9%	Ne Waza - Ippon	6,4 4,4%
Ne Waza - Waza Ari	4 3,1%	0,7%	Ne Waza - Waza Ari	2 2,4%	0,8%	Ne Waza - Waza Ari	3,2 2,3%
Ne Waza - No Score	125 95,4%	2,5%	Ne Waza - No Score	79 92,9%	2,1%	Ne Waza - No Score	134,3 93,3%
<b>Ne Waza EFF.</b>	<b>4,6%</b>	<b>-2,5%</b>	<b>Ne Waza EFF.</b>	<b>7,1%</b>	<b>-2,1%</b>	<b>Ne Waza EFF.</b>	<b>6,7%</b>



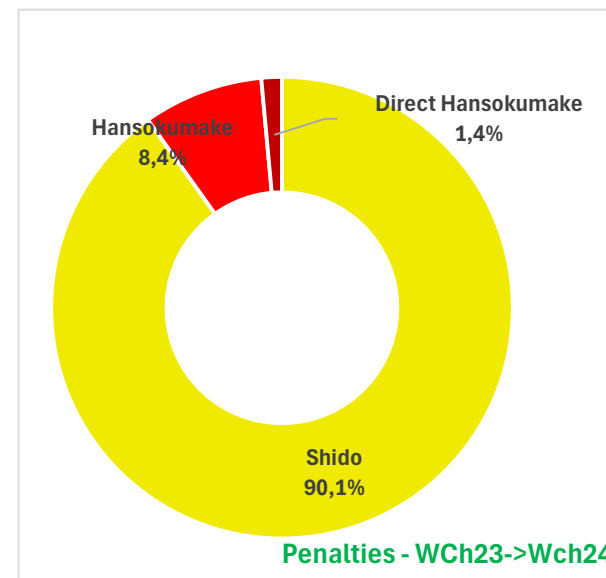
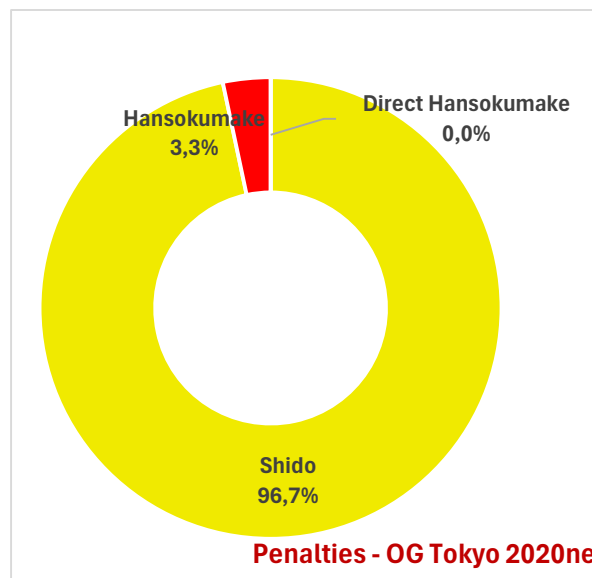
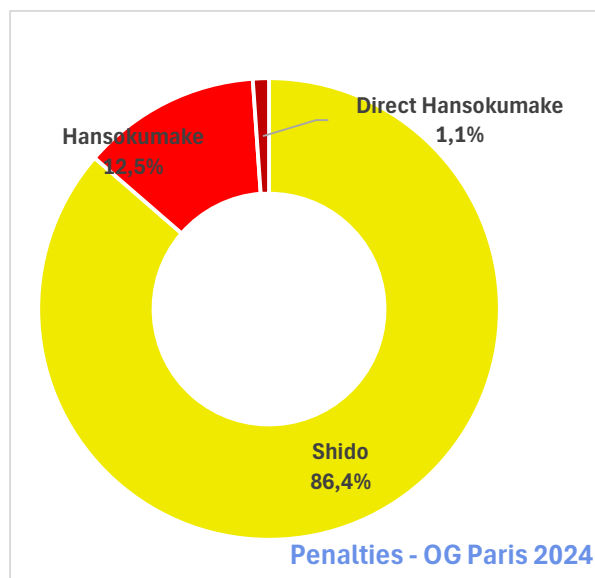


# Comparative Stats per Weight Category

# 73

Average values in 21 Competitions

OG Paris 2024			vs	OG Tokyo 2020ne			vs	IJF World Tour WCh23->Wch24		
Kind of Penalties										
Shido	76	86,4%	-10,3%	Shido	58	96,7%	-3,8%	Shido	84,0	90,1%
Hansokumake	11	12,5%	9,2%	Hansokumake	2	3,3%	4,1%	Hansokumake	7,9	8,4%
Direct Hansokumake	1	1,1%	1,1%	Direct Hansokumake	0	0,0%	-0,3%	Direct Hansokumake	1,3	1,4%



# Comparative Stats per Weight Category

# 73

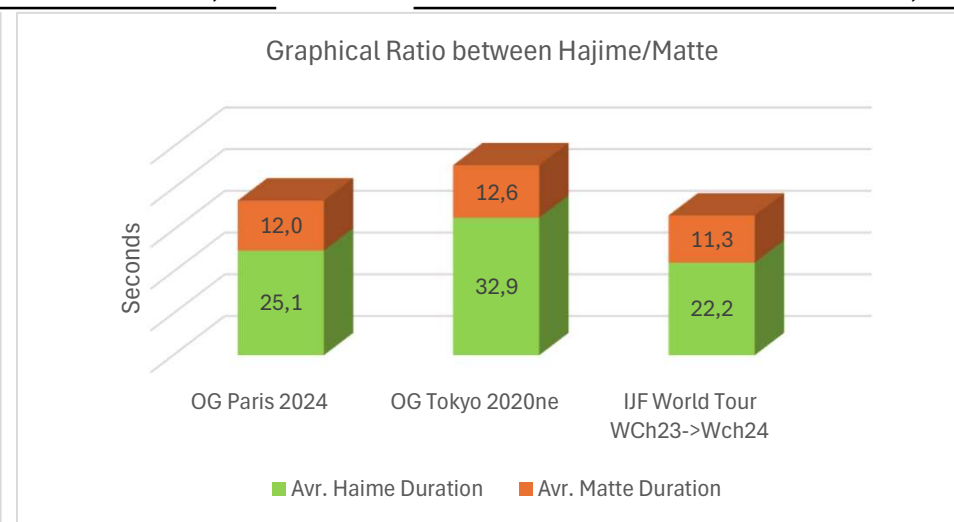
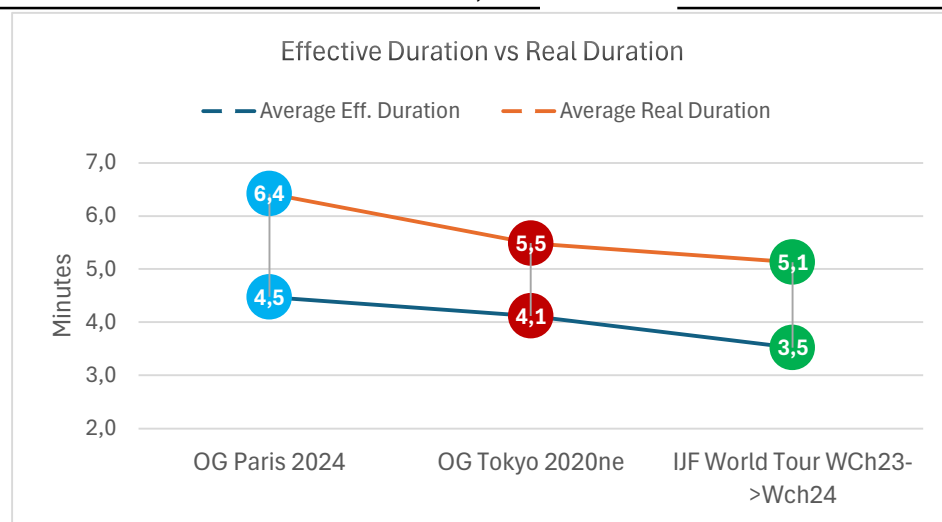
Average values in 21 Competitions

<b>OG Paris 2024</b>	vs	<b>OG Tokyo 2020ne</b>	vs	<b>IJF World Tour WCh23-&gt;Wch24</b>
<b>Contests Timing</b>				

OG Paris 2024			OG Tokyo 2020ne			IJF World Tour WCh23->Wch24		
Avr. Hajime Number: <b>10,7</b>			Avr. Hajime Number: <b>7,5</b>			Avr. Hajime Number: <b>9,5</b>		
	min	sec		min	sec		min	sec
Average Eff. Duration	4	29	Average Eff. Duration	4	7	Average Eff. Duration	3	31
Average Real Duration	6	25	Average Real Duration	5	29	Average Real Duration	5	8
Avr. Haime Duration		25,1	Avr. Haime Duration		32,9	Avr. Haime Duration		22,2
Avr. Matte Duration		12,0	Avr. Matte Duration		12,6	Avr. Matte Duration		11,3

<b>Golden Score Timing</b>								
----------------------------	--	--	--	--	--	--	--	--

OG Paris 2024			OG Tokyo 2020ne			IJF World Tour WCh23->Wch24		
Avr. Hajime Number: <b>3,4</b>			Avr. Hajime Number: <b>1,9</b>			Avr. Hajime Number: <b>1,3</b>		
	min	sec		min	sec		min	sec
Average Eff. Duration	1	13	Average Eff. Duration	0	56	Average Eff. Duration	0	24
Average Real Duration	1	50	Average Real Duration	1	15	Average Real Duration	0	39
Avr. Haime Duration		21,8	Avr. Haime Duration		29,0	Avr. Haime Duration		18,6
Avr. Matte Duration		12,3	Avr. Matte Duration		12,2	Avr. Matte Duration		13,4



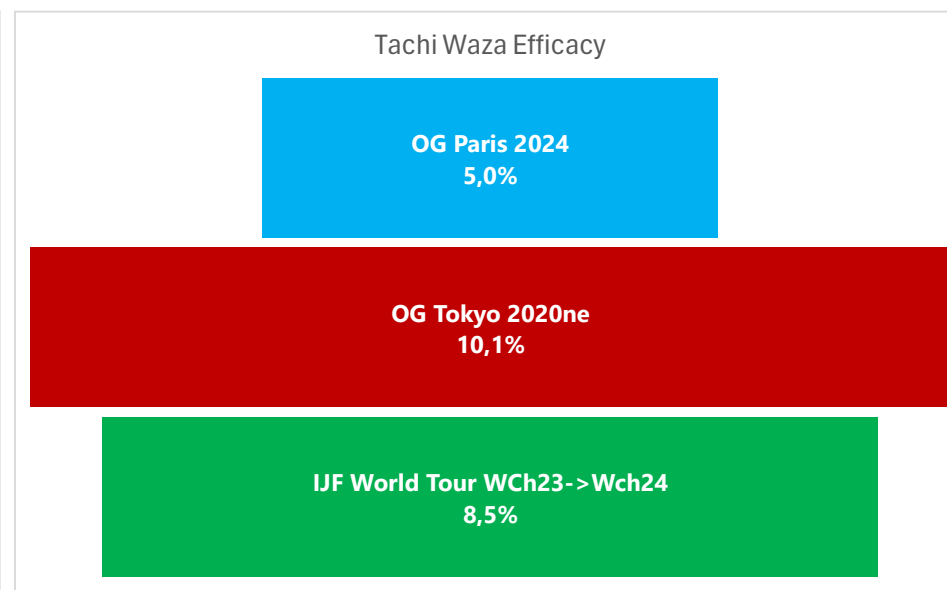
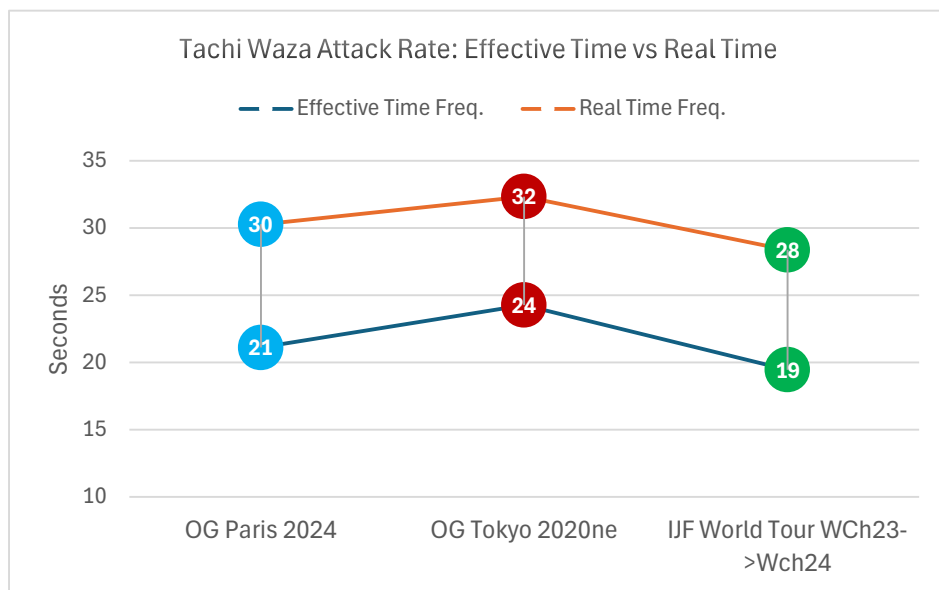
# Comparative Stats per Weight Category

# 73

Average values in 21 Competitions

OG Paris 2024		vs	OG Tokyo 2020ne		vs	IJF World Tour WCh23->Wch24				
<b>Contest Tachi Waza</b>										
Tachi Waza - Attacks	420		Tachi Waza - Attacks	387		Tachi Waza - Attacks	529,4			
Tachi Waza - Scores	21	5,0%	-5,1%	Tachi Waza - Scores	39	10,1%	-3,5%	Tachi Waza - Scores	45,0	8,5%
Tachi Waza per Contest	12,7		2,5	Tachi Waza per Contest	10,2		1,9	Tachi Waza per Contest	10,9	
TW Scores per Contest	0,6		-0,4	TW Scores per Contest	1,0		-0,3	TW Scores per Contest	0,9	

<b>Tachi Waza Timing (Frequency = 1 every N min&amp;sec)</b>										
	min	sec		min	sec		min	sec		
Effective Time Freq.	0	21		TW Eff. Time Freq.	0	24		TW Eff. Time Freq.	0	19
Score Eff. Time Freq.	7	2		Score Eff. Time Freq.	4	1		Score Eff. Time Freq.	3	49
Real Time Freq.	0	30		TW Real Time Freq.	0	32		TW Real Time Freq.	0	28
Score Real Time Freq.	10	5		Score Real Time Freq.	5	21		Score Real Time Freq.	5	34

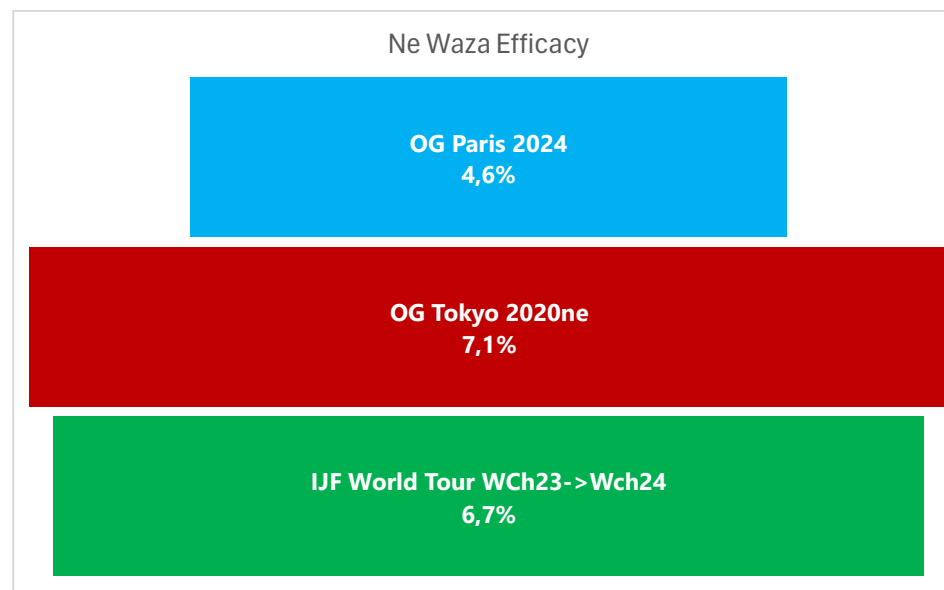
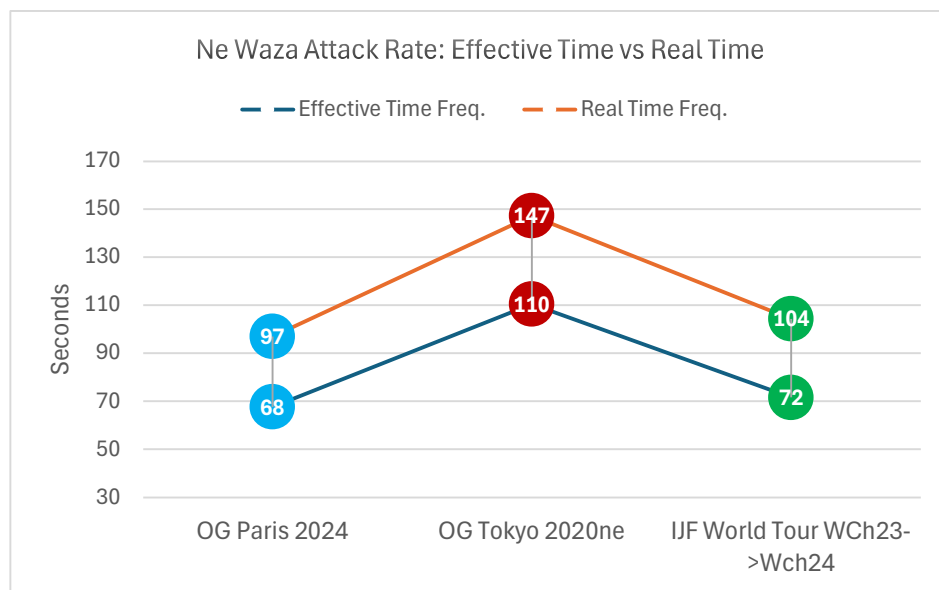


# Comparative Stats per Weight Category

# 73

Average values in 21 Competitions

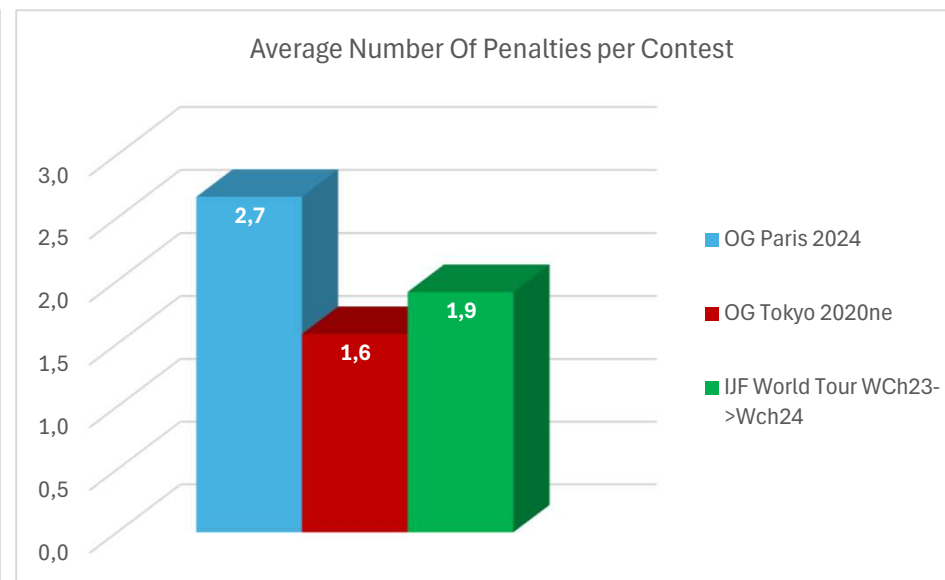
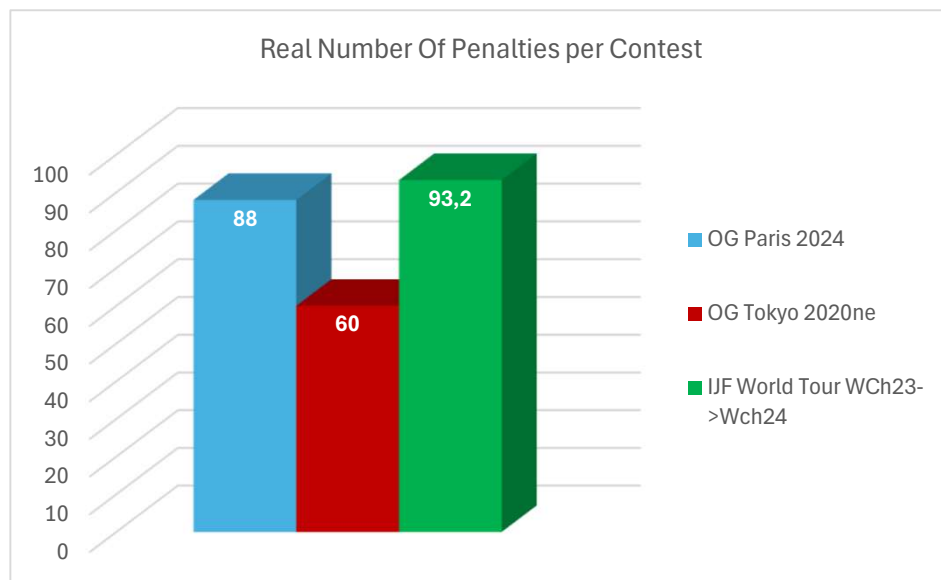
OG Paris 2024		vs	OG Tokyo 2020ne		vs	IJF World Tour WCh23->Wch24				
Contest Ne Waza										
Ne Waza - Attacks	131		Ne Waza - Attacks	85		Ne Waza - Attacks	143,9			
Ne Waza - Scores	6	4,6%	-2,5%	Ne Waza - Scores	6	7,1%	-2,1%	Ne Waza - Scores	9,6	6,7%
Ne Waza per Contest	4,0		1,7	Ne Waza per Contest	2,2		1,0	Ne Waza per Contest	3,0	
NW Scores per Contest	0,2		0,0	NW Scores per Contest	0,2		0,0	NW Scores per Contest	0,2	
Ne Waza Timing (Frequency = 1 every N min&sec)										
	min	sec		min	sec		min	sec		
Effective Time Freq.	1	8		TW Eff. Time Freq.	1	50		TW Eff. Time Freq.	1	12
Score Eff. Time Freq.	24	37		Score Eff. Time Freq.	26	5		Score Eff. Time Freq.	17	51
Real Time Freq.	1	37		TW Real Time Freq.	2	27		TW Real Time Freq.	1	44
Score Real Time Freq.	35	19		Score Real Time Freq.	34	46		Score Real Time Freq.	26	1



# Comparative Stats per Weight Category 73

Average values in 21 Competitions

OG Paris 2024		vs	OG Tokyo 2020ne		vs	IJF World Tour WCh23->Wch24		
Penalties								
Given Penalties	88		Given Penalties	61		Given Penalties	94,6	
Eliminated Penalties	0		Eliminated Penalties	1		Eliminated Penalties	1,3	
Real Penalties	88		Real Penalties	60		Real Penalties	93,2	
Penalties per Contest	2,7		Penalties per Contest	1,6		Penalties per Contest	1,9	
Penalty Timing (Frequency = 1 every N min&sec)								
	<b>min</b>	<b>sec</b>		<b>min</b>	<b>sec</b>		<b>min</b>	<b>sec</b>
Penalty Eff. Time Freq.	1	41	TW Eff. Time Freq.	2	36	TW Eff. Time Freq.	1	50
Penalty Real Time Freq.	2	24	TW Real Time Freq.	3	29	TW Real Time Freq.	2	41

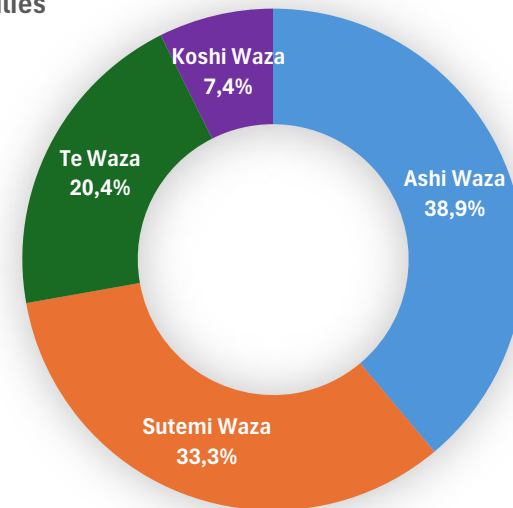


## Paris Olympic Games Tachi Waza

73

Total Tachi Waza	7 Ippon	14 Waza Ari	33 Kinza	54 Tot.
Ouchi Gari	1	0	4	5
Osoto Gari	0	0	5	5
Kosoto Gake	1	1	1	3
Sode Tsurikomi Goshi	1	1	1	3
Tani Otoshi	1	0	2	3
Kosoto Gari	0	1	2	3
Ura Nage	0	0	3	3
Yoko Otoshi	1	1	0	2
Kata Guruma	1	1	0	2
Ippon Seoi Otoshi	0	2	0	2
Sumi Otoshi	0	1	1	2
Sumi Gaeshi	0	1	1	2
Ippon Seoi Nage	0	1	1	2
Kouchi Makikomi	0	0	2	2
Uchimata Makikomi	0	0	2	2
Sasae Tsurikomi Ashi	1	0	0	1
Tai Otoshi	0	1	0	1
Uchi Mata Sukashi	0	1	0	1
Obi Tori Gaeshi	0	1	0	1
Utsuri Goshi	0	1	0	1
Tomoe Nage	0	0	1	1
Uchi Mata	0	0	1	1
Osoto Otoshi	0	0	1	1
Yoko Gake	0	0	1	1
Harai Makikomi	0	0	1	1
Hikikomi Gaeshi	0	0	1	1
Yoko Guruma	0	0	1	1

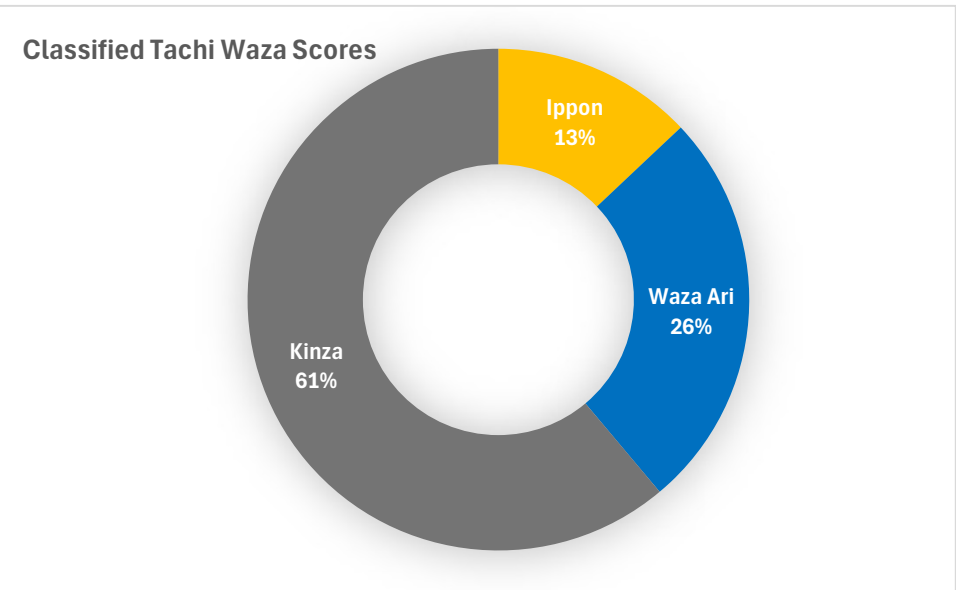
Tachi Waza Families



# Paris Olympic Games Tachi Waza

73

Tachi Waza	Ippon	Waza Ari	Kinza	Tot.
Soto Makikomi	0	0	1	1
<b>Total</b>	<b>7</b>	<b>14</b>	<b>33</b>	<b>54</b>







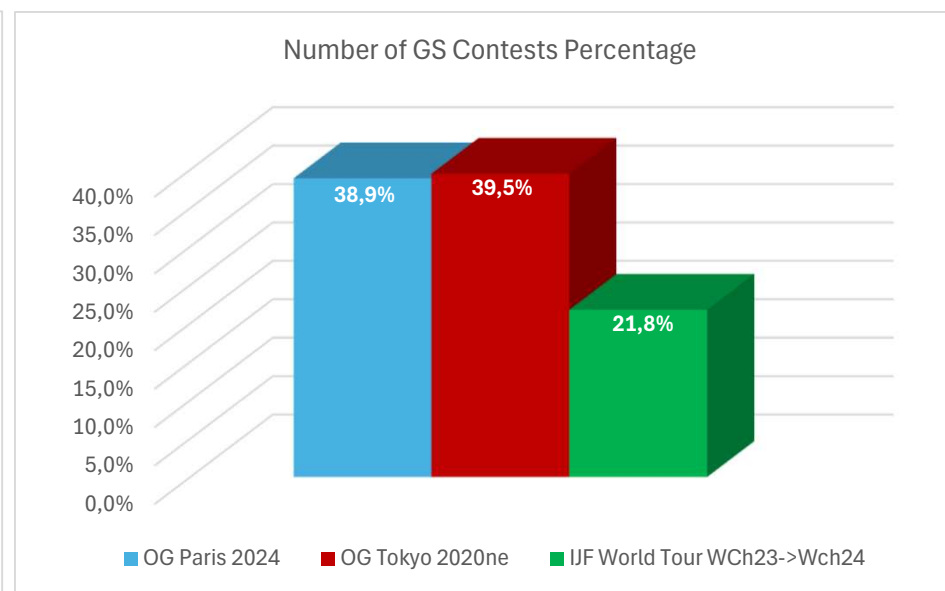
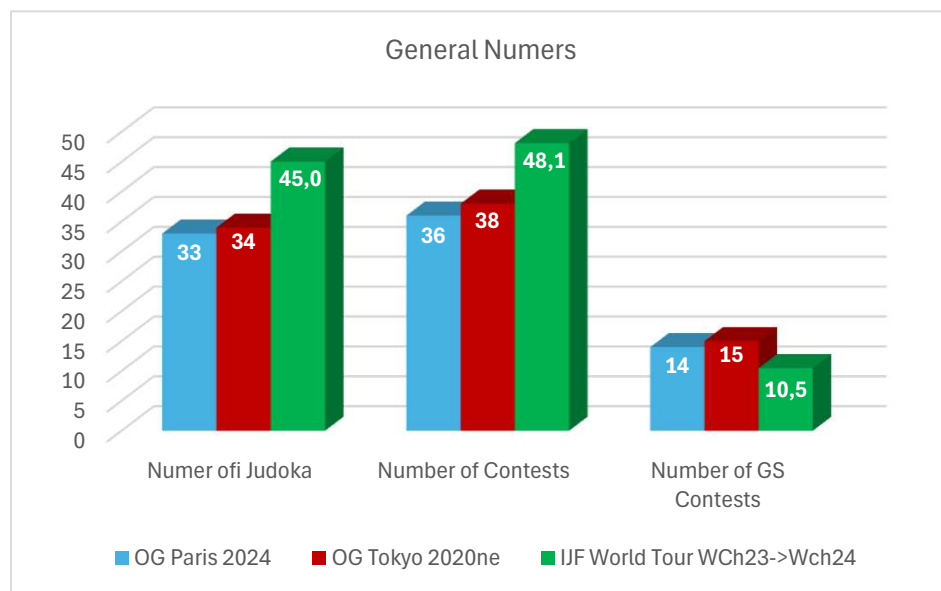


# Comparative Stats per Weight Category

81

Average values in 21 Competitions

OG Paris 2024		vs	OG Tokyo 2020ne		vs	IJF World Tour WCh23->Wch24	
Numer of Judoka	33	-1	Numer of Judoka	34	-12,0	Numer of Judoka	45,0
Number of Contests	36	-2	Number of Contests	38	-12,1	Number of Contests	48,1
Number of GS Contests	14 38,9%	-0,6%	Number of GS Contests	15 39,5%	17,1%	Number of GS Contests	10,5 21,8%

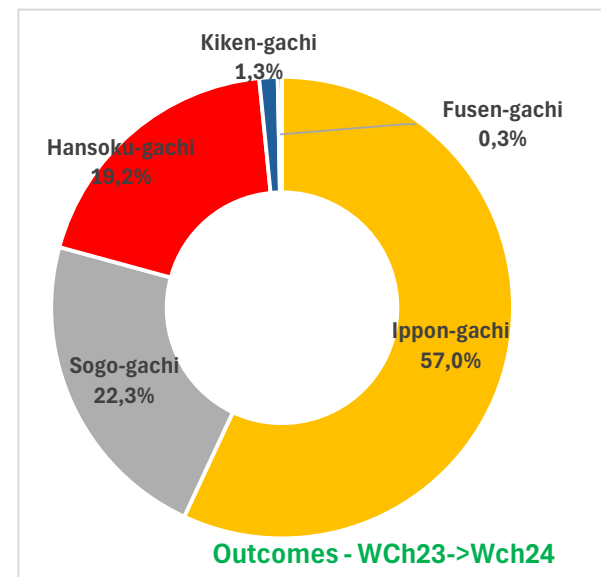
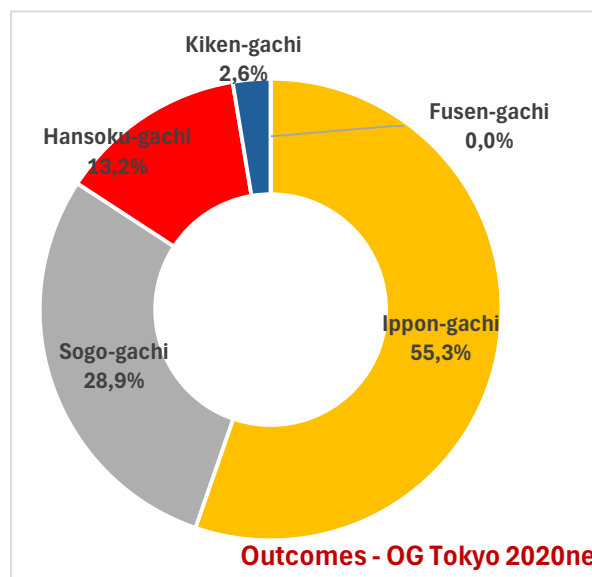
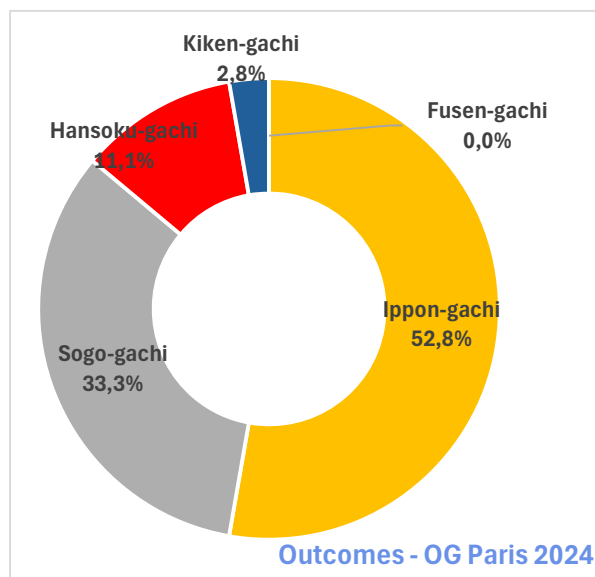


# Comparative Stats per Weight Category

81

Average values in 21 Competitions

OG Paris 2024		vs	OG Tokyo 2020ne		vs	IJF World Tour WCh23->Wch24	
Kind of Contest Outcome							
Ippon-gachi	19 52,8%	-2,5%	Ippon-gachi	21 55,3%	-4,2%	Ippon-gachi	27,4 57,0%
Sogo-gachi	12 33,3%	4,4%	Sogo-gachi	11 28,9%	11,1%	Sogo-gachi	10,7 22,3%
Hansoku-gachi	4 11,1%	-2,0%	Hansoku-gachi	5 13,2%	-8,1%	Hansoku-gachi	9,2 19,2%
Kiken-gachi	1 2,8%	0,1%	Kiken-gachi	1 2,6%	1,5%	Kiken-gachi	0,6 1,3%
Fusen-gachi	0 0,0%	0,0%	Fusen-gachi	0 0,0%	-0,3%	Fusen-gachi	0,1 0,3%

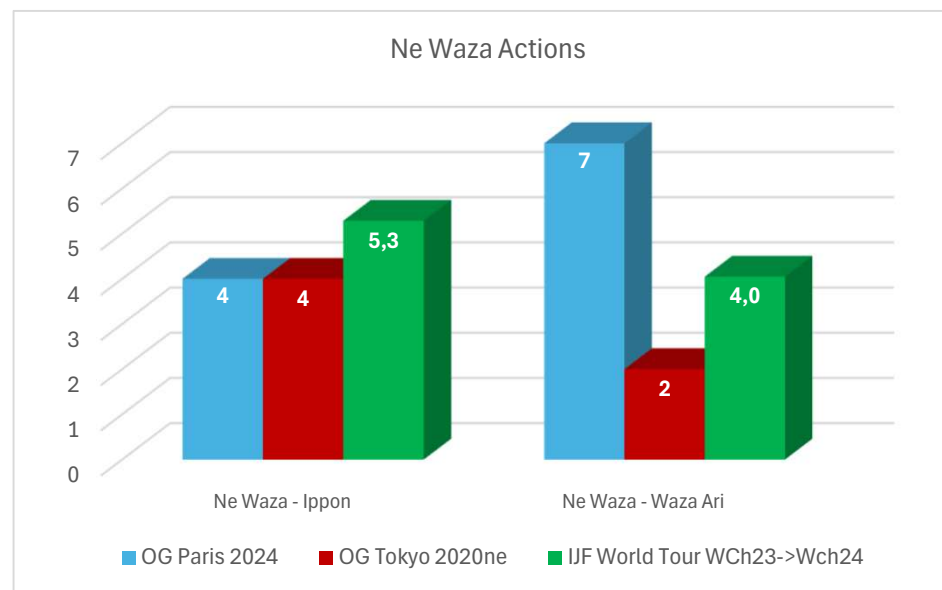
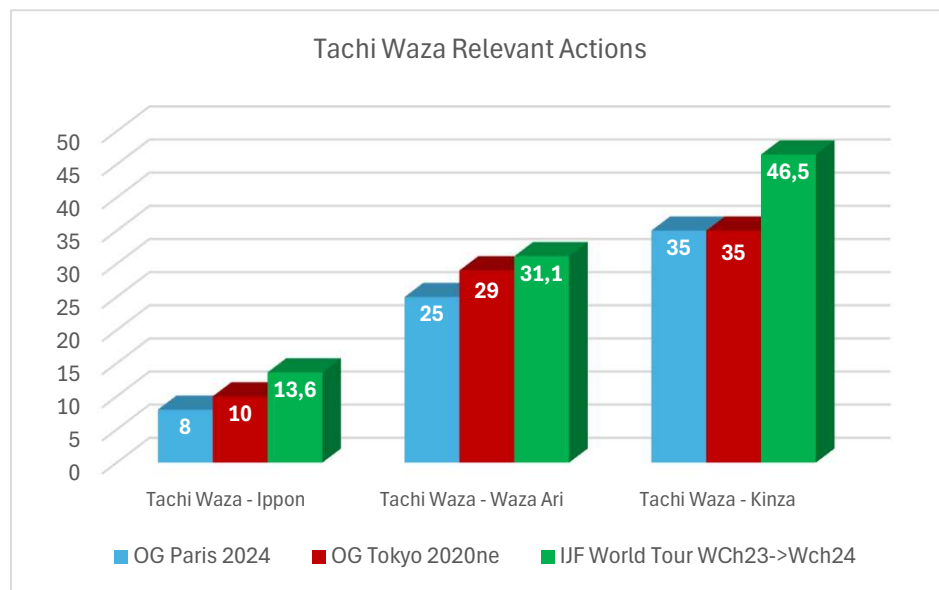


# Comparative Stats per Weight Category

# 81

Average values in 21 Competitions

OG Paris 2024			vs	OG Tokyo 2020ne			vs	IJF World Tour WCh23->Wch24		
Kind of achieved Scores and Actions										
Tachi Waza - Ippon	8	2,0%	-0,3%	Tachi Waza - Ippon	10	2,4%	-0,4%	Tachi Waza - Ippon	13,6	2,4%
Tachi Waza - Waza Ari	25	6,3%	-0,5%	Tachi Waza - Waza Ari	29	6,8%	0,8%	Tachi Waza - Waza Ari	31,1	5,6%
Tachi Waza - Kinza	35	8,9%	0,6%	Tachi Waza - Kinza	35	8,2%	0,6%	Tachi Waza - Kinza	46,5	8,3%
Tachi Waza - No Score	327	82,8%	0,2%	Tachi Waza - No Score	351	82,6%	-0,9%	Tachi Waza - No Score	468,8	83,7%
<b>Tachi Waza EFF.</b>	<b>8,4%</b>	<b>-0,8%</b>		<b>Tachi Waza EFF.</b>	<b>9,2%</b>	<b>0,4%</b>		<b>Tachi Waza EFF.</b>	<b>8,0%</b>	
Ne Waza - Ippon	4	4,5%	-0,2%	Ne Waza - Ippon	4	4,7%	0,0%	Ne Waza - Ippon	5,3	4,5%
Ne Waza - Waza Ari	7	7,9%	5,5%	Ne Waza - Waza Ari	2	2,4%	4,4%	Ne Waza - Waza Ari	4,0	3,4%
Ne Waza - No Score	78	87,6%	-5,3%	Ne Waza - No Score	79	92,9%	-4,5%	Ne Waza - No Score	109,1	92,1%
<b>Ne Waza EFF.</b>	<b>12,4%</b>	<b>5,3%</b>		<b>Ne Waza EFF.</b>	<b>7,1%</b>	<b>4,5%</b>		<b>Ne Waza EFF.</b>	<b>7,9%</b>	

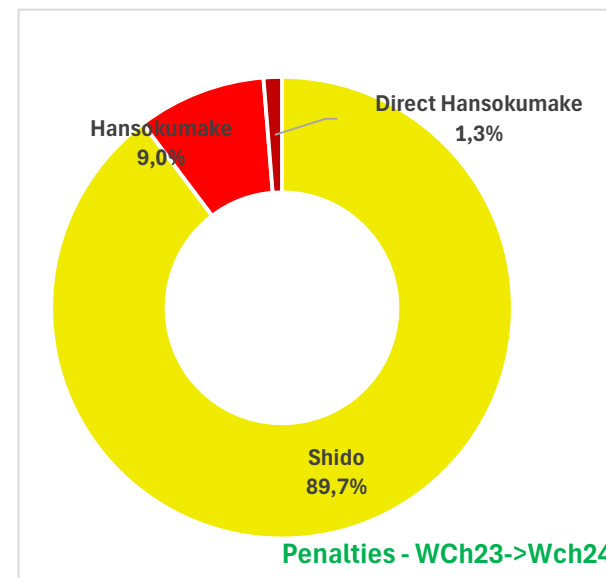
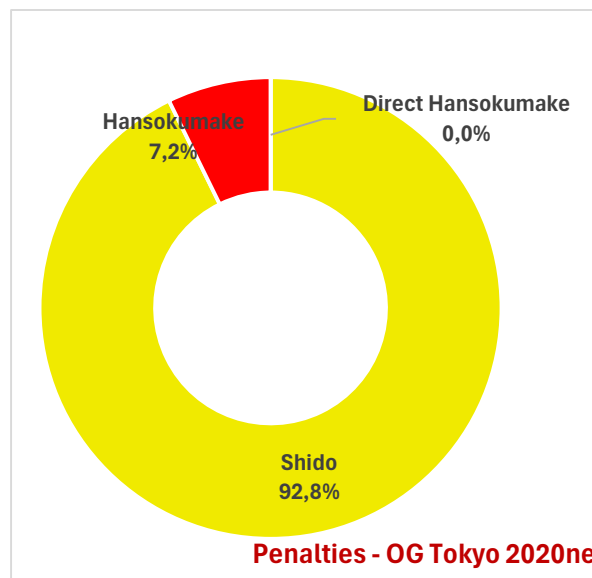
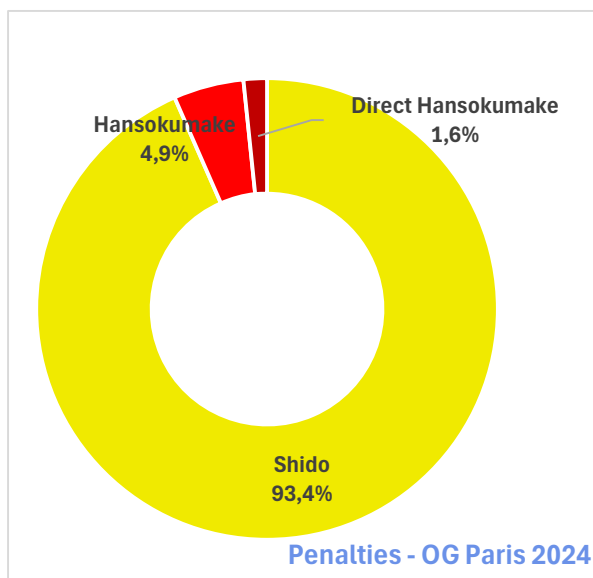


# Comparative Stats per Weight Category

# 81

Average values in 21 Competitions

OG Paris 2024			vs	OG Tokyo 2020ne			vs	IJF World Tour WCh23->Wch24		
Kind of Penalties										
Shido	57	93,4%	0,7%	Shido	64	92,8%	3,8%	Shido	80,8	89,7%
Hansokumake	3	4,9%	-2,3%	Hansokumake	5	7,2%	-4,1%	Hansokumake	8,1	9,0%
Direct Hansokumake	1	1,6%	1,6%	Direct Hansokumake	0	0,0%	0,4%	Direct Hansokumake	1,1	1,3%



# Comparative Stats per Weight Category

# 81

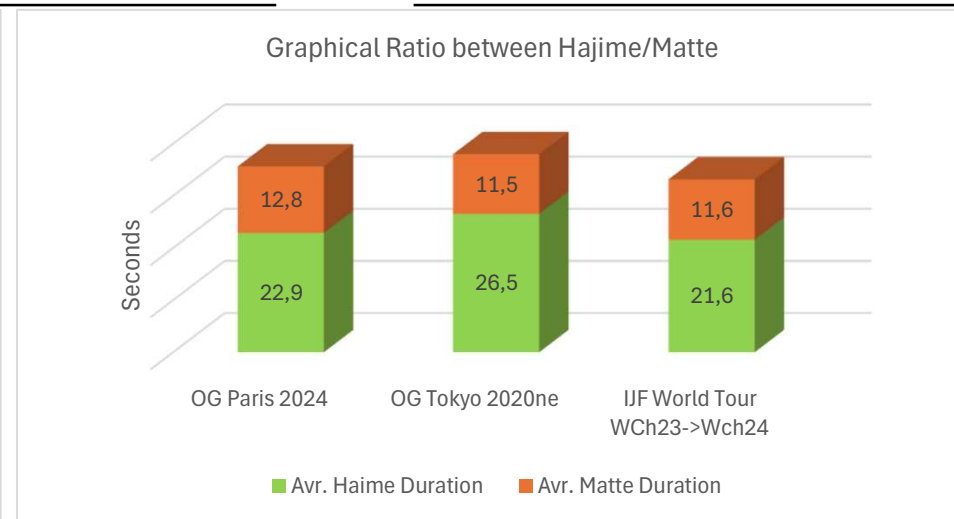
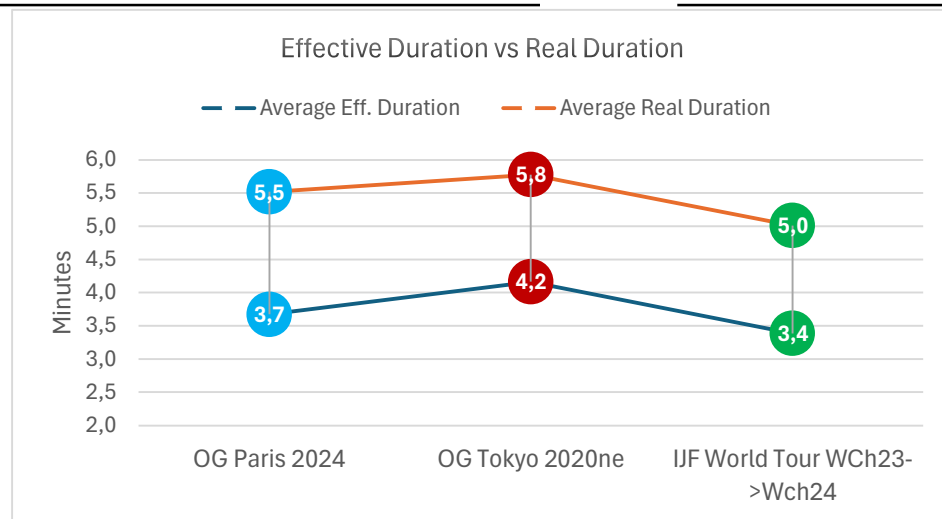
Average values in 21 Competitions

<b>OG Paris 2024</b>	vs	<b>OG Tokyo 2020ne</b>	vs	<b>IJF World Tour WCh23-&gt;Wch24</b>
<b>Contests Timing</b>				

	OG Paris 2024		OG Tokyo 2020ne		IJF World Tour WCh23->Wch24	
	min	sec	min	sec	min	sec
Avr. Hajime Number:	<b>9,6</b>		<b>9,4</b>		<b>9,4</b>	
Average Eff. Duration	3	40	4	10	3	23
Average Real Duration	5	31	5	47	5	1
Avr. Haime Duration	22,9		26,5		21,6	
Avr. Matte Duration	12,8		11,5		11,6	

<b>Golden Score Timing</b>				
----------------------------	--	--	--	--

	OG Paris 2024		OG Tokyo 2020ne		IJF World Tour WCh23->Wch24	
	min	sec	min	sec	min	sec
Avr. Hajime Number:	<b>1,8</b>		<b>2,8</b>		<b>1,3</b>	
Average Eff. Duration	0	37	0	58	0	24
Average Real Duration	1	5	1	27	0	38
Avr. Haime Duration	20,0		21,1		18,4	
Avr. Matte Duration	19,5		12,3		12,9	

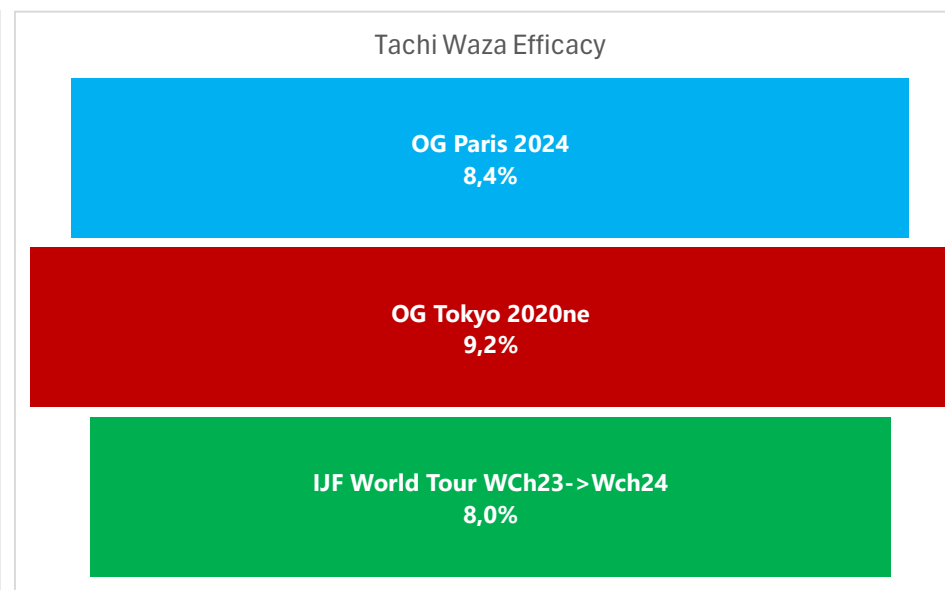
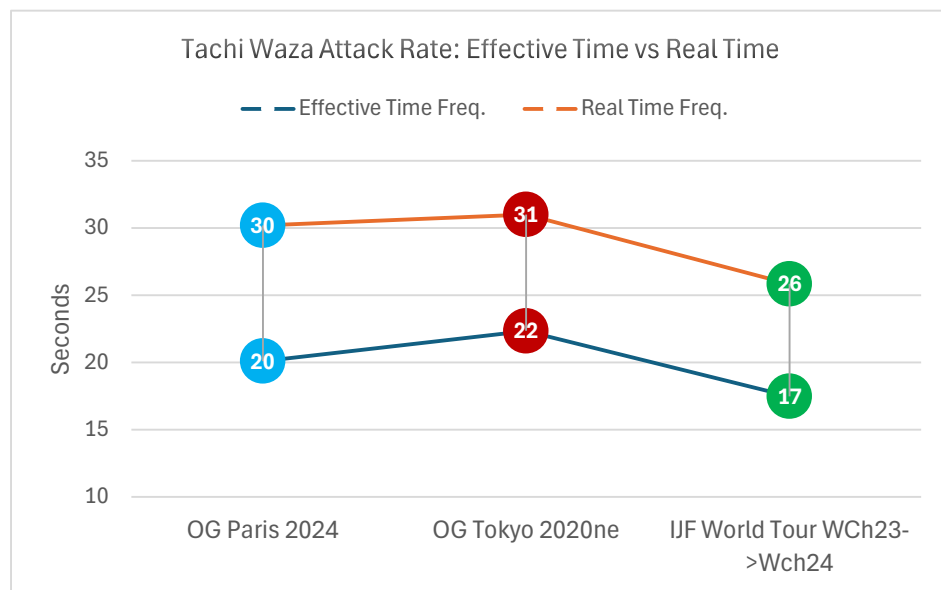


# Comparative Stats per Weight Category **81**

Average values in 21 Competitions

OG Paris 2024		vs	OG Tokyo 2020ne		vs	IJF World Tour WCh23->Wch24				
<b>Contest Tachi Waza</b>										
Tachi Waza - Attacks	395		Tachi Waza - Attacks	425		Tachi Waza - Attacks	560,0			
Tachi Waza - Scores	33	8,4%	-0,8%	Tachi Waza - Scores	39	9,2%	0,4%	Tachi Waza - Scores	44,8	8,0%
Tachi Waza per Contest	11,0		-0,2	Tachi Waza per Contest	11,2		-0,7	Tachi Waza per Contest	11,6	
TW Scores per Contest	0,9		-0,1	TW Scores per Contest	1,0		0,0	TW Scores per Contest	0,9	

<b>Tachi Waza Timing (Frequency = 1 every N min&amp;sec)</b>										
	min	sec		min	sec		min	sec		
Effective Time Freq.	0	20		TW Eff. Time Freq.	0	22		TW Eff. Time Freq.	0	17
Score Eff. Time Freq.	4	0		Score Eff. Time Freq.	4	3		Score Eff. Time Freq.	3	39
Real Time Freq.	0	30		TW Real Time Freq.	0	31		TW Real Time Freq.	0	26
Score Real Time Freq.	6	1		Score Real Time Freq.	5	38		Score Real Time Freq.	5	23

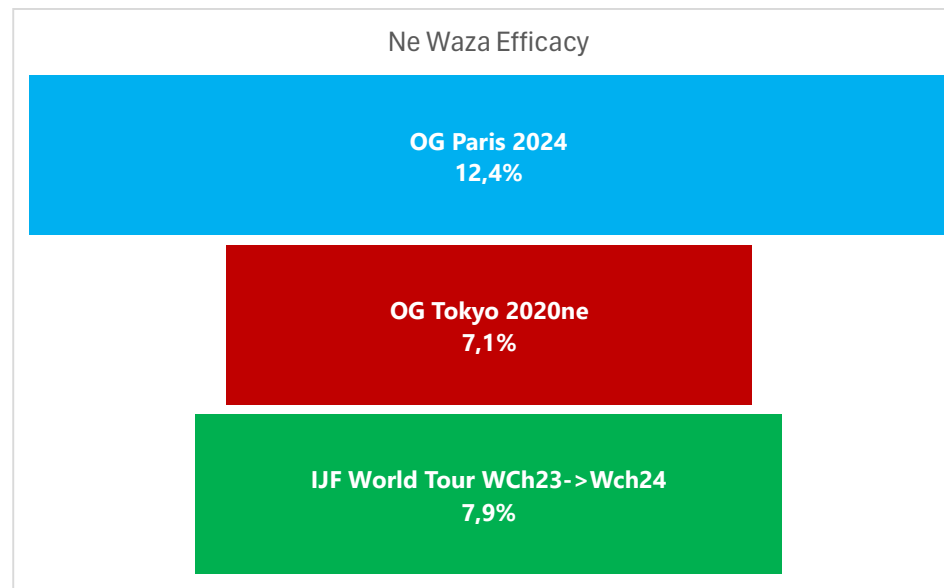
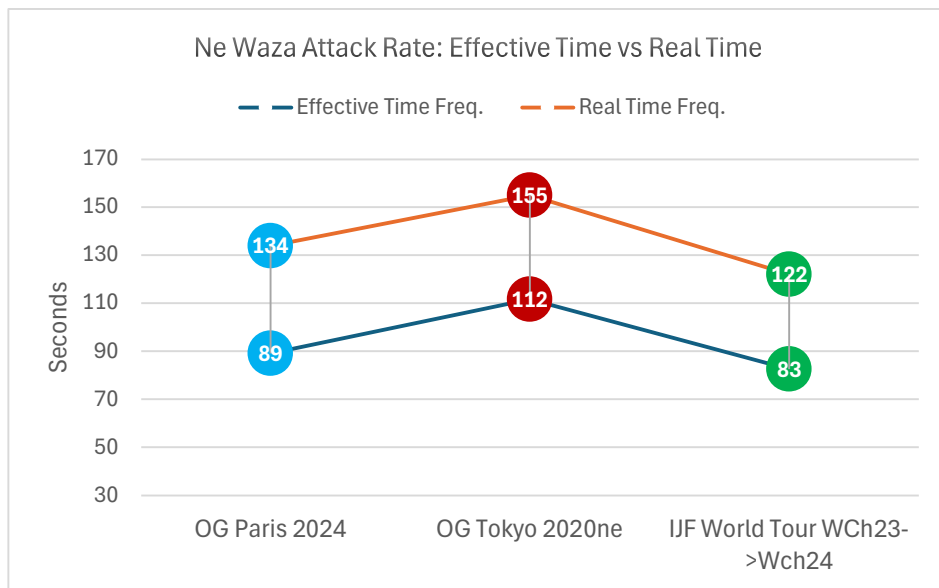


# Comparative Stats per Weight Category 81

Average values in 21 Competitions

OG Paris 2024		vs	OG Tokyo 2020ne		vs	IJF World Tour WCh23->Wch24				
Contest Ne Waza										
Ne Waza - Attacks	89		Ne Waza - Attacks	85		Ne Waza - Attacks	118,5			
Ne Waza - Scores	11	12,4%	5,3%	Ne Waza - Scores	6	7,1%	4,5%	Ne Waza - Scores	9,3	7,9%
Ne Waza per Contest	2,5	0,2	Ne Waza per Contest	2,2	0,0	Ne Waza per Contest	2,5			
NW Scores per Contest	0,3	0,1	NW Scores per Contest	0,2	0,1	NW Scores per Contest	0,2			

Ne Waza Timing (Frequency = 1 every N min&sec)									
	min	sec		min	sec		min	sec	
Effective Time Freq.	1	29	TW Eff. Time Freq.	1	52	TW Eff. Time Freq.	1	23	
Score Eff. Time Freq.	12	1	Score Eff. Time Freq.	26	23	Score Eff. Time Freq.	17	28	
Real Time Freq.	2	14	TW Real Time Freq.	2	35	TW Real Time Freq.	2	2	
Score Real Time Freq.	18	4	Score Real Time Freq.	36	36	Score Real Time Freq.	25	51	

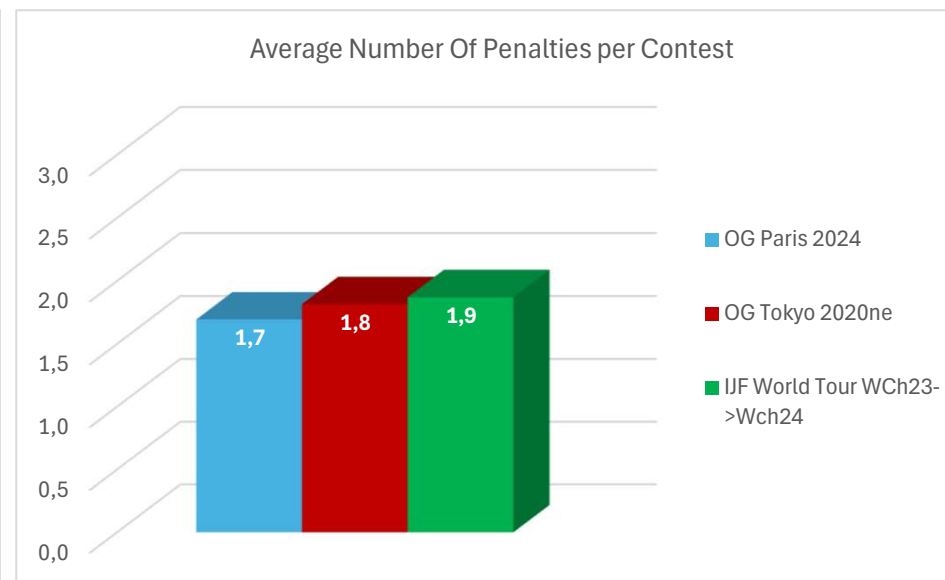
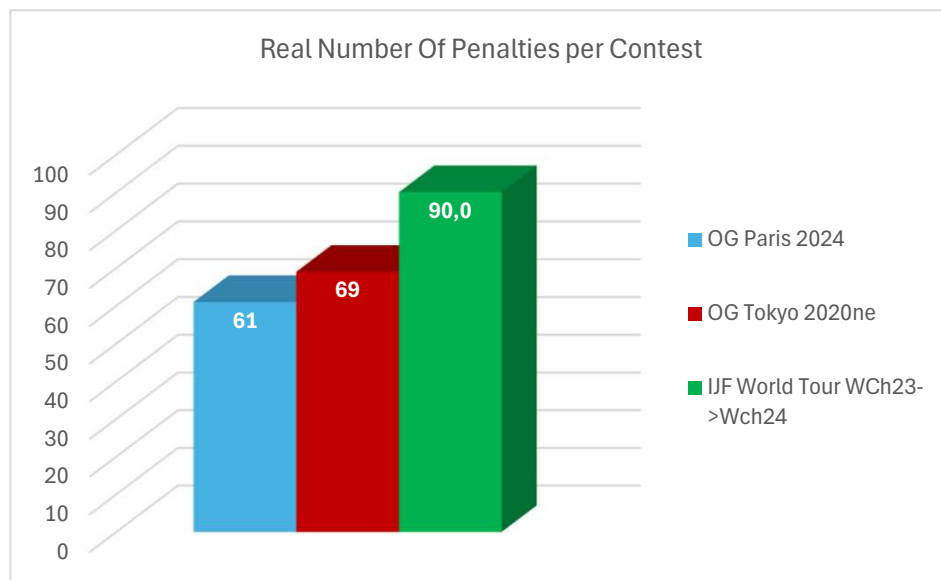




# Comparative Stats per Weight Category 81

Average values in 21 Competitions

OG Paris 2024		vs	OG Tokyo 2020ne		vs	IJF World Tour WCh23->Wch24		
Penalties								
Given Penalties	65		Given Penalties	71		Given Penalties	91,5	
Eliminated Penalties	4		Eliminated Penalties	2		Eliminated Penalties	1,5	
Real Penalties	61		Real Penalties	69		Real Penalties	90,0	
Penalties per Contest	1,7		Penalties per Contest	1,8		Penalties per Contest	1,9	
Penalty Timing (Frequency = 1 every N min&sec)								
	<b>min</b>	<b>sec</b>		<b>min</b>	<b>sec</b>		<b>min</b>	<b>sec</b>
Penalty Eff. Time Freq.	2	10	TW Eff. Time Freq.	2	18	TW Eff. Time Freq.	1	49
Penalty Real Time Freq.	3	15	TW Real Time Freq.	3	11	TW Real Time Freq.	2	41

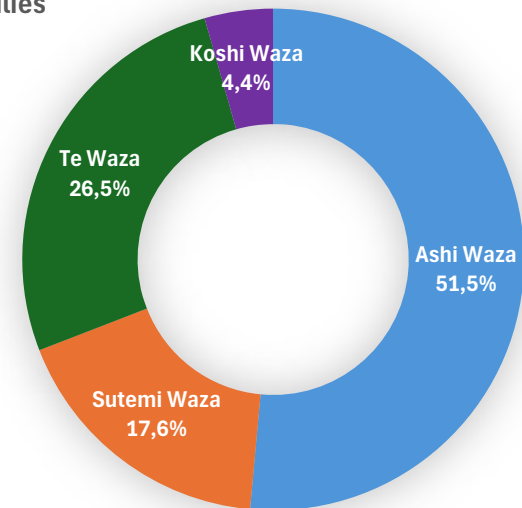


## Paris Olympic Games Tachi Waza

81

Total Tachi Waza	8 Ippon	25 Waza Ari	35 Kinza	68 Tot.
Kouchi Gari	0	3	3	6
Ouchi Gari	0	2	4	6
Eri Seoi Otoshi	0	1	5	6
Kosoto Gake	1	2	2	5
Uchi Mata	1	3	0	4
Morote Seoi Otoshi	1	1	1	3
Osoto Otoshi	0	1	2	3
Osoto Gari	0	1	2	3
Kosoto Gari	0	0	3	3
Ushiro Goshi	1	1	0	2
Uki Otoshi	1	0	1	2
Ippon Seoi Otoshi	0	2	0	2
Sumi Gaeshi	0	1	1	2
Sode Tsurikomi Seoi Otoshi	0	1	1	2
Uchimata Makikomi	0	1	1	2
Tomoe Nage	0	0	2	2
Daki Wakare	0	0	2	2
Sasae Tsurikomi Ashi	0	0	2	2
Kata Guruma	1	0	0	1
Sode Tsurikomi Goshi	1	0	0	1
Soto Makikomi	1	0	0	1
Tai Otoshi	0	1	0	1
Uchi Makikomi	0	1	0	1
Ashi Guruma	0	1	0	1
Hiza Guruma	0	1	0	1
Osoto Makikomi	0	1	0	1
Sumi Otoshi	0	0	1	1

Tachi Waza Families

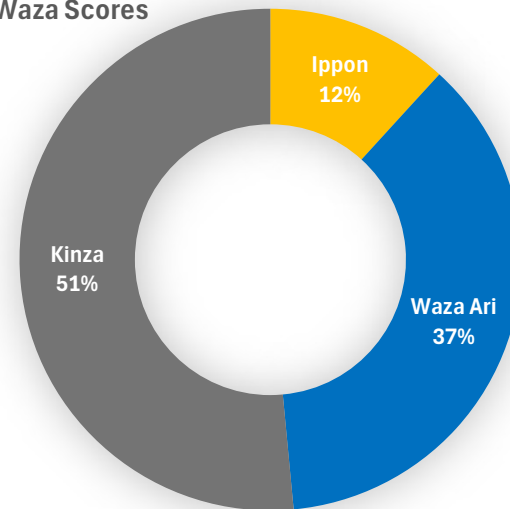


# Paris Olympic Games Tachi Waza

81

Tachi Waza	Ippon	Waza Ari	Kinza	Tot.
Kouchi Makikomi	0	0	1	1
Harai Makikomi	0	0	1	1
<b>Total</b>	<b>8</b>	<b>25</b>	<b>35</b>	<b>68</b>

Classified Tachi Waza Scores





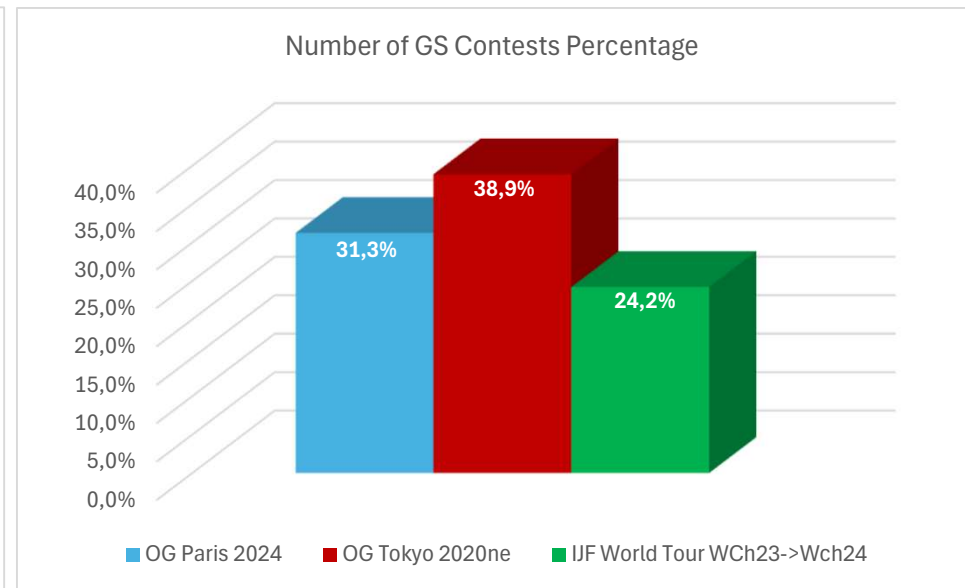
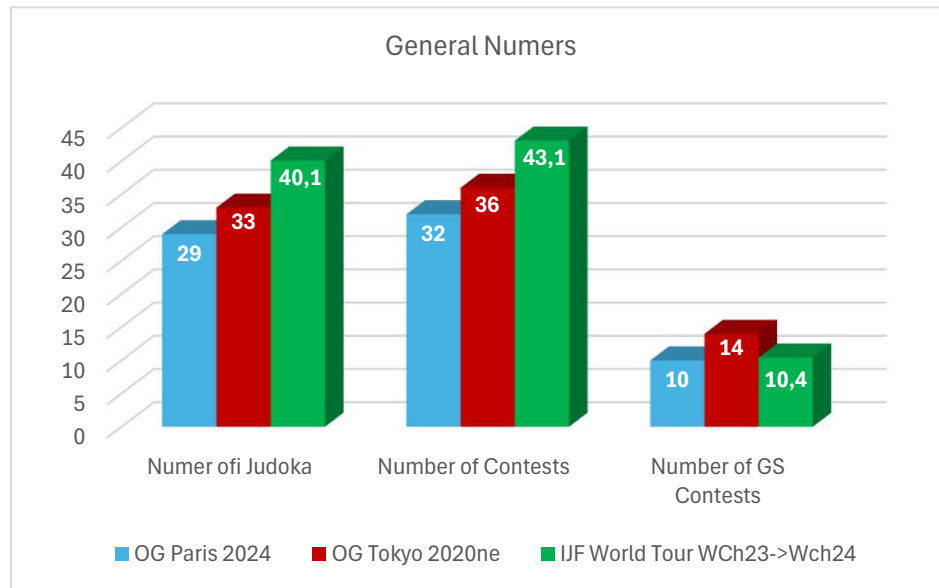


# Comparative Stats per Weight Category

90

Average values in 21 Competitions

OG Paris 2024		vs	OG Tokyo 2020ne		vs	IJF World Tour WCh23->Wch24	
Numer ofi Judoka	29	-4	Numer ofi Judoka	33	-11,1	Numer ofi Judoka	40,1
Number of Contests	32	-4	Number of Contests	36	-11,1	Number of Contests	43,1
Number of GS Contests	10 31,3%	-7,6%	Number of GS Contests	14 38,9%	7,1%	Number of GS Contests	10,4 24,2%

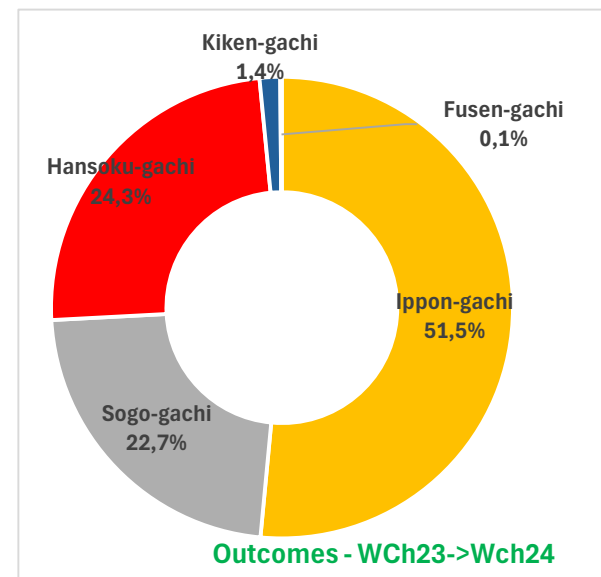
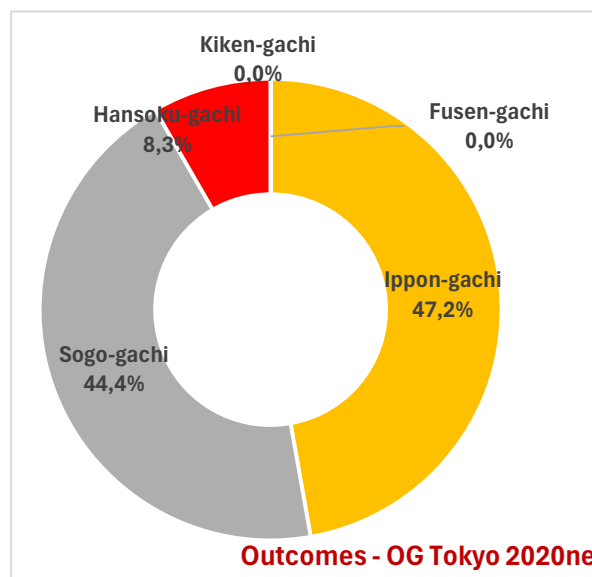
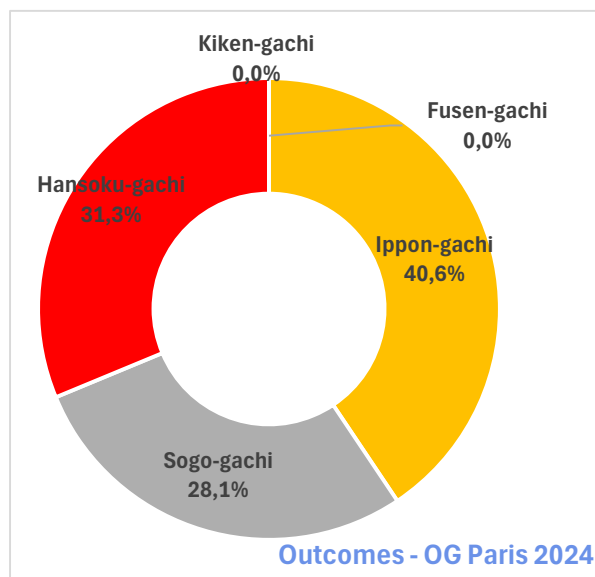


# Comparative Stats per Weight Category

90

Average values in 21 Competitions

OG Paris 2024		vs	OG Tokyo 2020ne		vs	IJF World Tour WCh23->Wch24	
Kind of Contest Outcome							
Ippon-gachi	13 40,6%	-6,6%	Ippon-gachi	17 47,2%	-10,9%	Ippon-gachi	22,2 51,5%
Sogo-gachi	9 28,1%	-16,3%	Sogo-gachi	16 44,4%	5,5%	Sogo-gachi	9,8 22,7%
Hansoku-gachi	10 31,3%	22,9%	Hansoku-gachi	3 8,3%	6,9%	Hansoku-gachi	10,5 24,3%
Kiken-gachi	0 0,0%	0,0%	Kiken-gachi	0 0,0%	-1,4%	Kiken-gachi	0,6 1,4%
Fusen-gachi	0 0,0%	0,0%	Fusen-gachi	0 0,0%	-0,1%	Fusen-gachi	0,0 0,1%

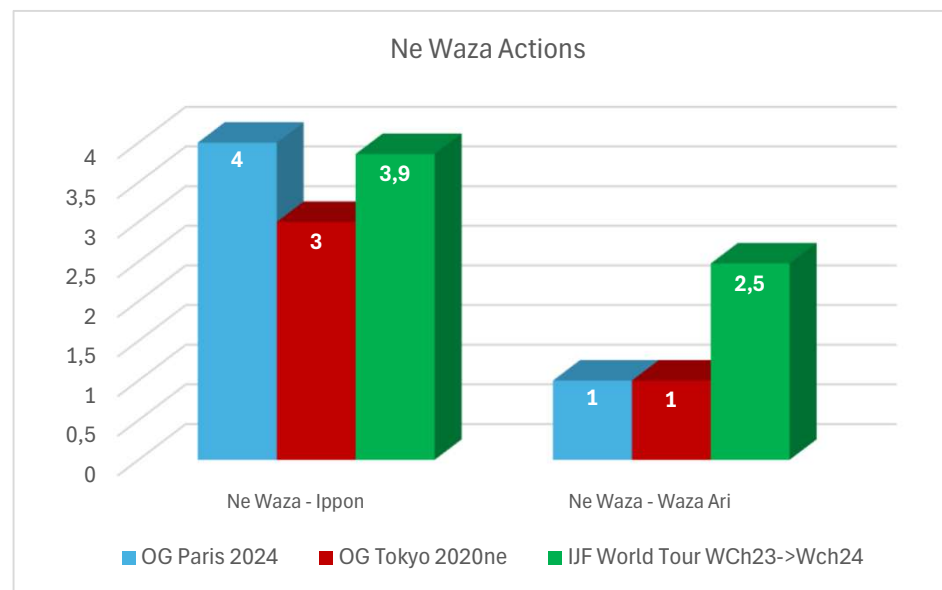
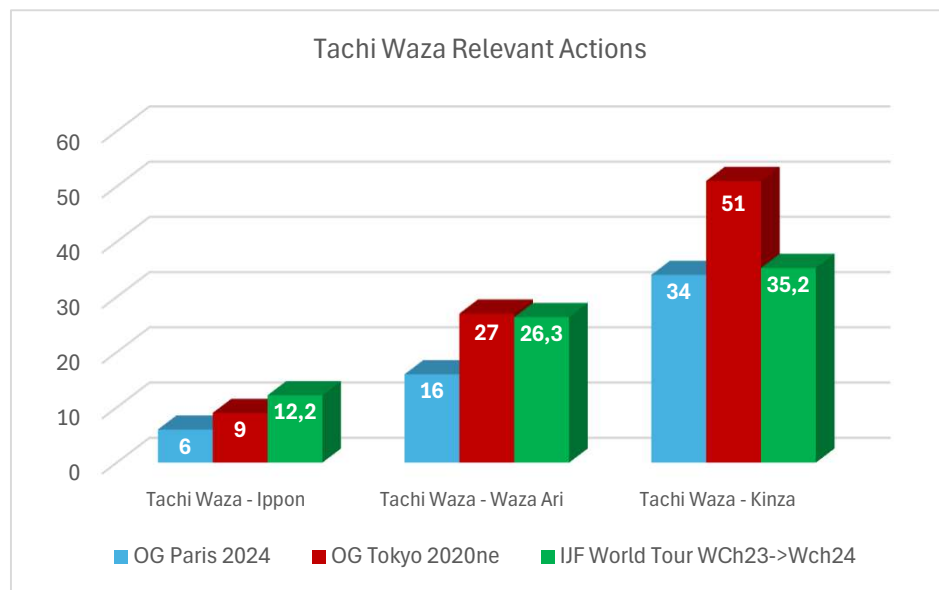


# Comparative Stats per Weight Category

# 90

Average values in 21 Competitions

OG Paris 2024			vs	OG Tokyo 2020ne			vs	IJF World Tour WCh23->Wch24		
Kind of achieved Scores and Actions										
Tachi Waza - Ippon	6	1,7%	-0,4%	Tachi Waza - Ippon	9	2,1%	-0,6%	Tachi Waza - Ippon	12,2	2,3%
Tachi Waza - Waza Ari	16	4,6%	-1,7%	Tachi Waza - Waza Ari	27	6,2%	-0,4%	Tachi Waza - Waza Ari	26,3	5,0%
Tachi Waza - Kinza	34	9,7%	-2,1%	Tachi Waza - Kinza	51	11,8%	3,0%	Tachi Waza - Kinza	35,2	6,7%
Tachi Waza - No Score	294	84,0%	4,1%	Tachi Waza - No Score	346	79,9%	-2,0%	Tachi Waza - No Score	454,8	86,0%
<b>Tachi Waza EFF.</b>	<b>6,3%</b>		<b>-2,0%</b>	<b>Tachi Waza EFF.</b>	<b>8,3%</b>		<b>-1,0%</b>	<b>Tachi Waza EFF.</b>	<b>7,3%</b>	
Ne Waza - Ippon	4	5,4%	1,8%	Ne Waza - Ippon	3	3,6%	1,4%	Ne Waza - Ippon	3,9	4,0%
Ne Waza - Waza Ari	1	1,4%	0,1%	Ne Waza - Waza Ari	1	1,2%	-1,2%	Ne Waza - Waza Ari	2,5	2,6%
Ne Waza - No Score	69	93,2%	-1,9%	Ne Waza - No Score	79	95,2%	-0,1%	Ne Waza - No Score	89,0	93,4%
<b>Ne Waza EFF.</b>	<b>6,8%</b>		<b>1,9%</b>	<b>Ne Waza EFF.</b>	<b>4,8%</b>		<b>0,1%</b>	<b>Ne Waza EFF.</b>	<b>6,6%</b>	



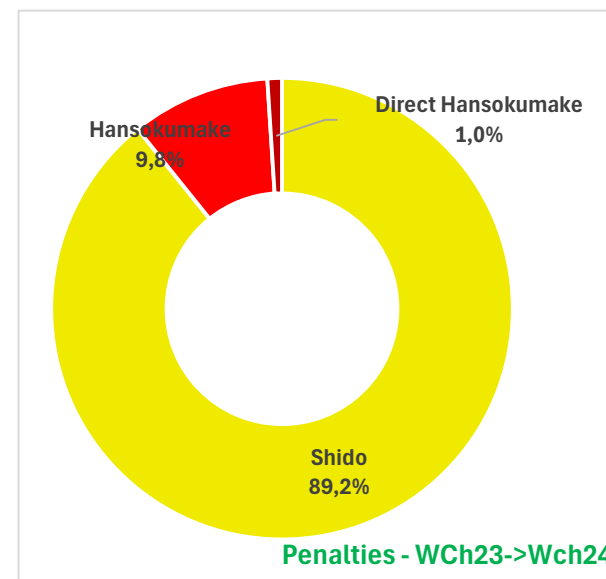
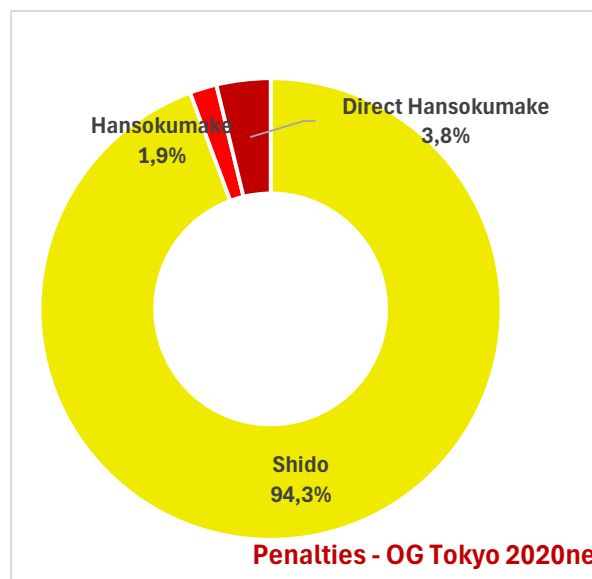
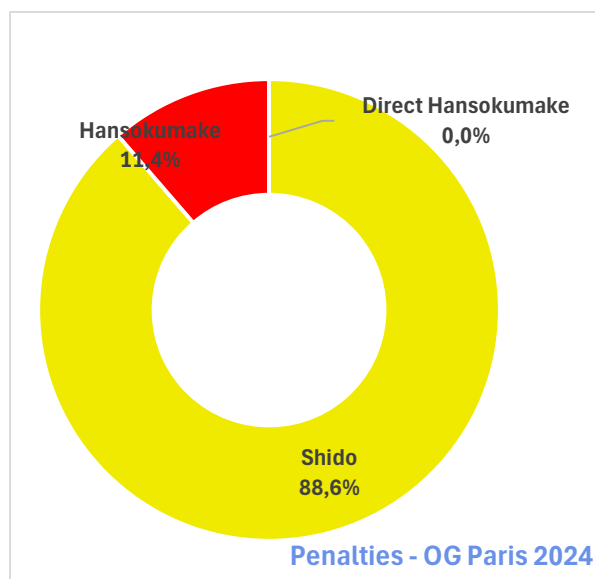


# Comparative Stats per Weight Category

90

Average values in 21 Competitions

OG Paris 2024			vs	OG Tokyo 2020ne			vs	IJF World Tour WCh23->Wch24		
Kind of Penalties										
Shido	78	88,6%	-5,7%	Shido	50	94,3%	-0,6%	Shido	87,1	89,2%
Hansokumake	10	11,4%	9,5%	Hansokumake	1	1,9%	1,6%	Hansokumake	9,5	9,8%
Direct Hansokumake	0	0,0%	-3,8%	Direct Hansokumake	2	3,8%	-1,0%	Direct Hansokumake	1,0	1,0%



# Comparative Stats per Weight Category 90

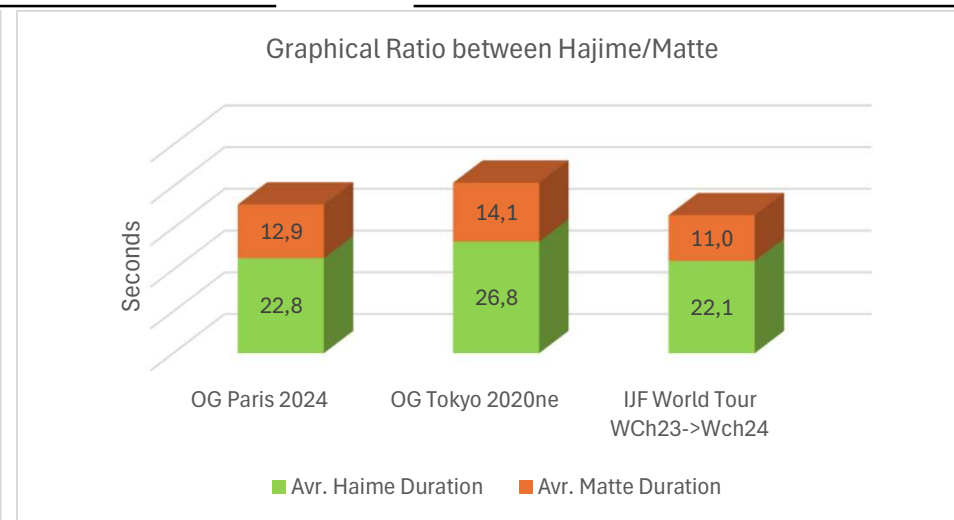
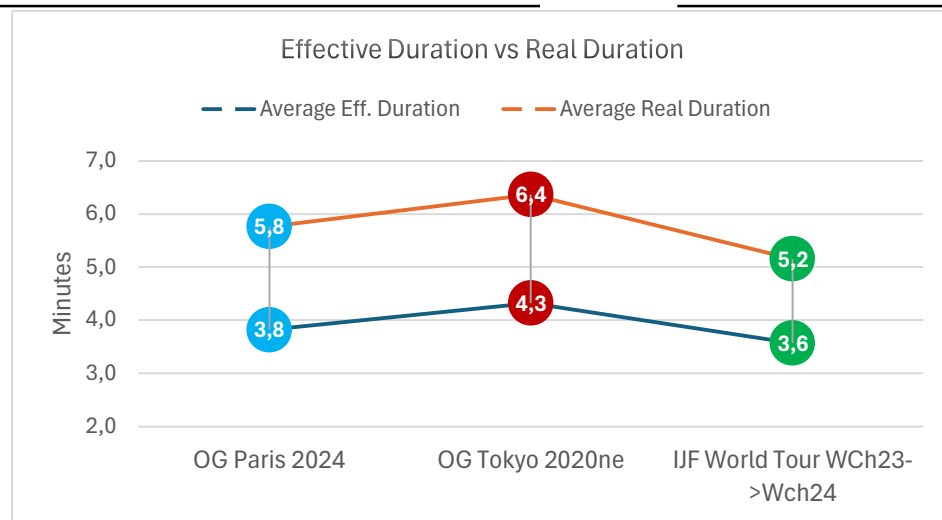
Average values in 21 Competitions

<b>OG Paris 2024</b>	vs	<b>OG Tokyo 2020ne</b>	vs	<b>IJF World Tour WCh23-&gt;Wch24</b>
<b>Contests Timing</b>				

	OG Paris 2024		OG Tokyo 2020ne		IJF World Tour WCh23->Wch24	
	min	sec	min	sec	min	sec
Avr. Hajime Number:	<b>10,1</b>		<b>9,7</b>		<b>9,7</b>	
Average Eff. Duration	3	49	4	19	3	34
Average Real Duration	5	46	6	22	5	9
Avr. Haime Duration	22,8		26,8		22,1	
Avr. Matte Duration	12,9		14,1		11,0	

## Golden Score Timing

	OG Paris 2024		OG Tokyo 2020ne		IJF World Tour WCh23->Wch24	
	min	sec	min	sec	min	sec
Avr. Hajime Number:	<b>1,2</b>		<b>2,5</b>		<b>1,3</b>	
Average Eff. Duration	0	18	1	3	0	24
Average Real Duration	0	28	1	39	0	38
Avr. Haime Duration	15,6		25,2		18,1	
Avr. Matte Duration	12,1		17,1		12,4	

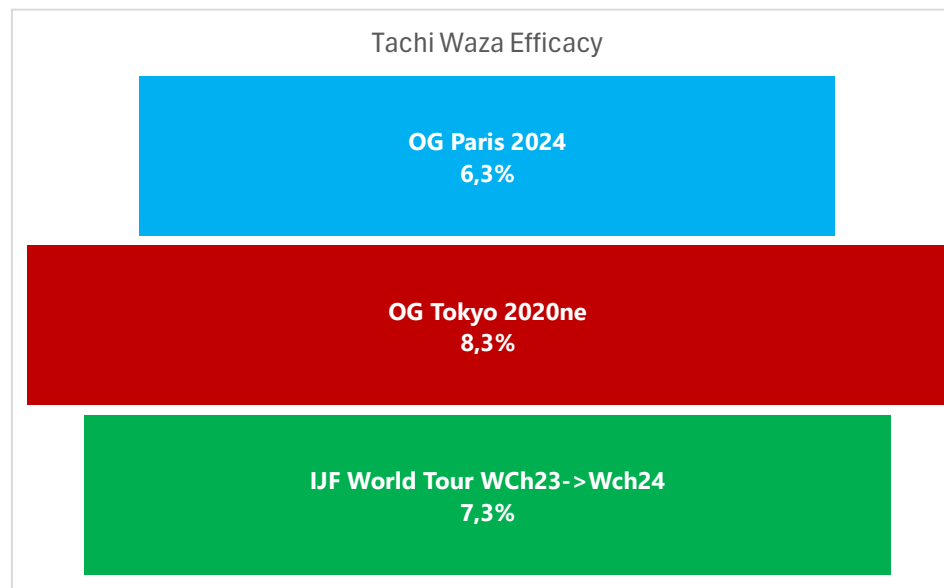
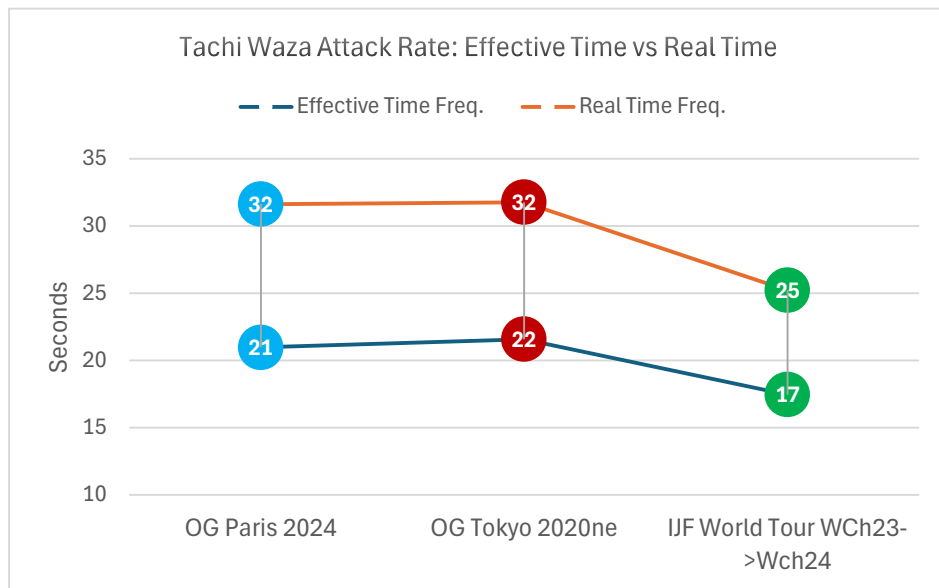


# Comparative Stats per Weight Category 90

Average values in 21 Competitions

OG Paris 2024				vs	OG Tokyo 2020ne				vs	IJF World Tour WCh23->Wch24			
<b>Contest Tachi Waza</b>													
Tachi Waza - Attacks		350			Tachi Waza - Attacks		433			Tachi Waza - Attacks		528,6	
Tachi Waza - Scores		22 6,3%		-2,0%	Tachi Waza - Scores		36 8,3%		-1,0%	Tachi Waza - Scores		38,5 7,3%	
Tachi Waza per Contest		10,9		-1,1	Tachi Waza per Contest		12,0		-1,3	Tachi Waza per Contest		12,3	
TW Scores per Contest		0,7		-0,3	TW Scores per Contest		1,0		-0,2	TW Scores per Contest		0,9	

<b>Tachi Waza Timing (Frequency = 1 every N min&amp;sec)</b>														
	min		sec			min		sec			min		sec	
Effective Time Freq.	0		21		TW Eff. Time Freq.	0		22		TW Eff. Time Freq.	0		17	
Score Eff. Time Freq.	5		33		Score Eff. Time Freq.	4		19		Score Eff. Time Freq.	3		59	
Real Time Freq.	0		32		TW Real Time Freq.	0		32		TW Real Time Freq.	0		25	
Score Real Time Freq.	8		23		Score Real Time Freq.	6		22		Score Real Time Freq.	5		46	


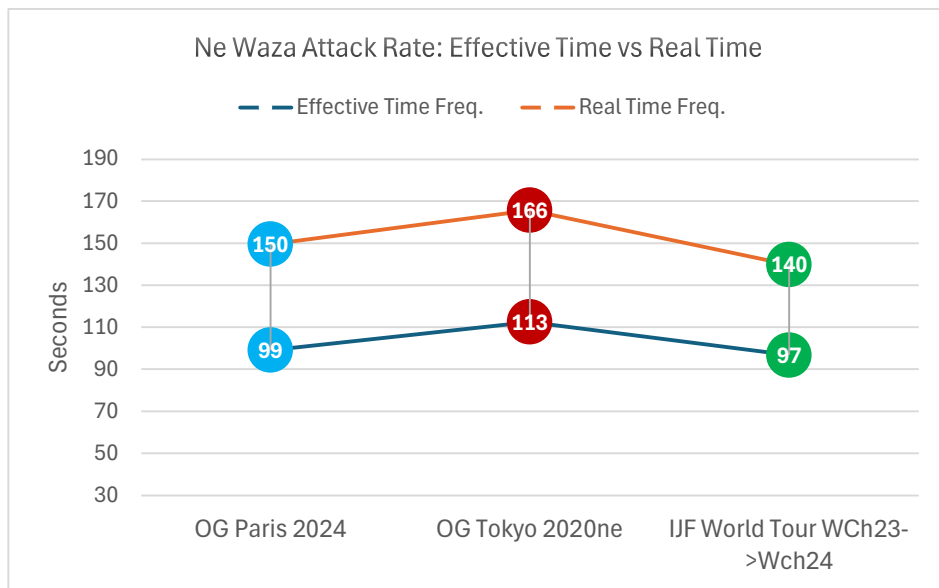


# Comparative Stats per Weight Category 90

Average values in 21 Competitions

OG Paris 2024		vs	OG Tokyo 2020ne		vs	IJF World Tour WCh23->Wch24	
<b>Contest Ne Waza</b>							
Ne Waza - Attacks	74		Ne Waza - Attacks	83		Ne Waza - Attacks	95,3
Ne Waza - Scores	5    6,8%	1,9%	Ne Waza - Scores	4    4,8%	0,1%	Ne Waza - Scores	6,3    6,6%
Ne Waza per Contest	2,3	0,0	Ne Waza per Contest	2,3	0,1	Ne Waza per Contest	2,2
NW Scores per Contest	0,2	0,0	NW Scores per Contest	0,1	0,0	NW Scores per Contest	0,1

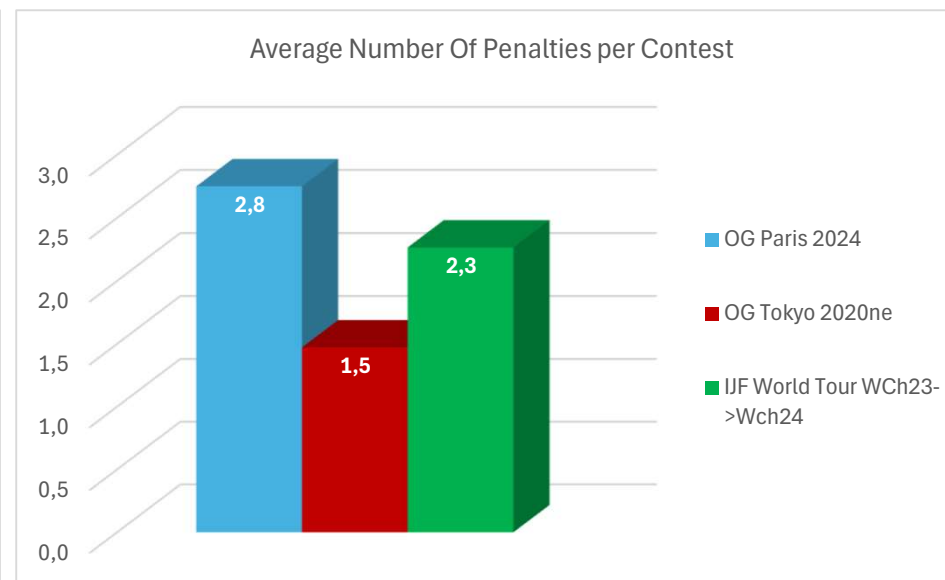
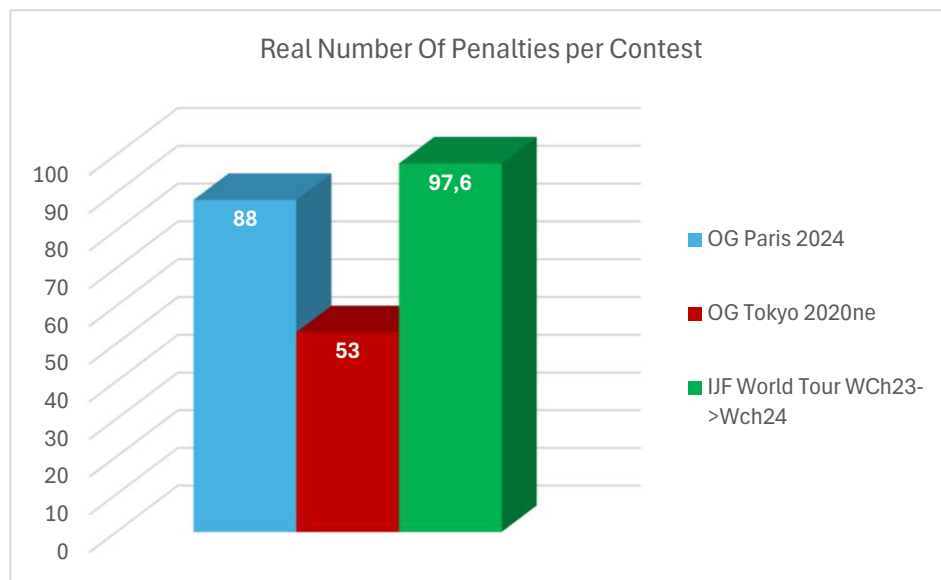
<b>Ne Waza Timing (Frequency = 1 every N min&amp;sec)</b>								
	min	sec		min	sec		min	sec
Effective Time Freq.	1	39	TW Eff. Time Freq.	1	53	TW Eff. Time Freq.	1	37
Score Eff. Time Freq.	24	27	Score Eff. Time Freq.	38	55	Score Eff. Time Freq.	24	17
Real Time Freq.	2	30	TW Real Time Freq.	2	46	TW Real Time Freq.	2	20
Score Real Time Freq.	36	53	Score Real Time Freq.	57	18	Score Real Time Freq.	35	4



# Comparative Stats per Weight Category 90

Average values in 21 Competitions

OG Paris 2024		vs	OG Tokyo 2020ne		vs	IJF World Tour WCh23->Wch24		
Penalties								
Given Penalties	89		Given Penalties	54		Given Penalties	99,0	
Eliminated Penalties	1		Eliminated Penalties	1		Eliminated Penalties	1,4	
Real Penalties	88		Real Penalties	53		Real Penalties	97,6	
Penalties per Contest	2,8		Penalties per Contest	1,5		Penalties per Contest	2,3	
Penalty Timing (Frequency = 1 every N min&sec)								
	<b>min</b>	<b>sec</b>		<b>min</b>	<b>sec</b>		<b>min</b>	<b>sec</b>
Penalty Eff. Time Freq.	1	23	TW Eff. Time Freq.	2	56	TW Eff. Time Freq.	1	35
Penalty Real Time Freq.	2	6	TW Real Time Freq.	4	19	TW Real Time Freq.	2	17

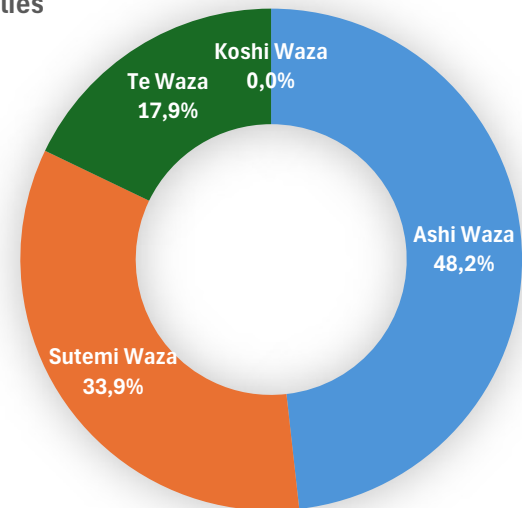


## Paris Olympic Games Tachi Waza

90

Total Tachi Waza	6 Ippon	16 Waza Ari	34 Kinza	56 Tot.
Ouchi Gari	1	1	4	6
Uchi Makikomi	1	2	2	5
Kouchi Gari	0	2	3	5
Osoto Gari	1	1	2	4
Tani Otoshi	1	1	1	3
Sumi Gaeshi	0	3	0	3
Kosoto Gari	0	1	2	3
Morote Seoi Otoshi	0	0	3	3
Gaeshi	0	1	1	2
Uchi Mata	0	0	2	2
Kosoto Gake	0	0	2	2
Kata Guruma	0	0	2	2
Osoto Makikomi	0	0	2	2
Ura Nage	0	0	2	2
Yoko Tomoe Nage	1	0	0	1
Tai Otoshi	1	0	0	1
Sumi Otoshi	0	1	0	1
Ashi Guruma	0	1	0	1
Kouchi Gari Gaeshi	0	1	0	1
Yoko Guruma	0	1	0	1
Kouchi Makikomi	0	0	1	1
Morote Seoi Nage	0	0	1	1
Eri Seoi Nage	0	0	1	1
Uchimata Makikomi	0	0	1	1
Harai Makikomi	0	0	1	1
Ouchi Gaeshi	0	0	1	1

Tachi Waza Families







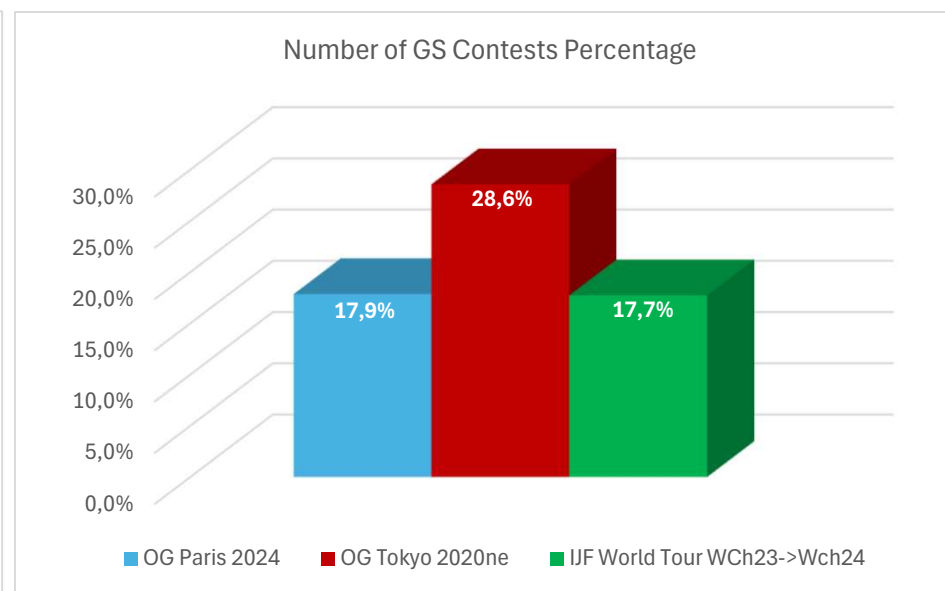
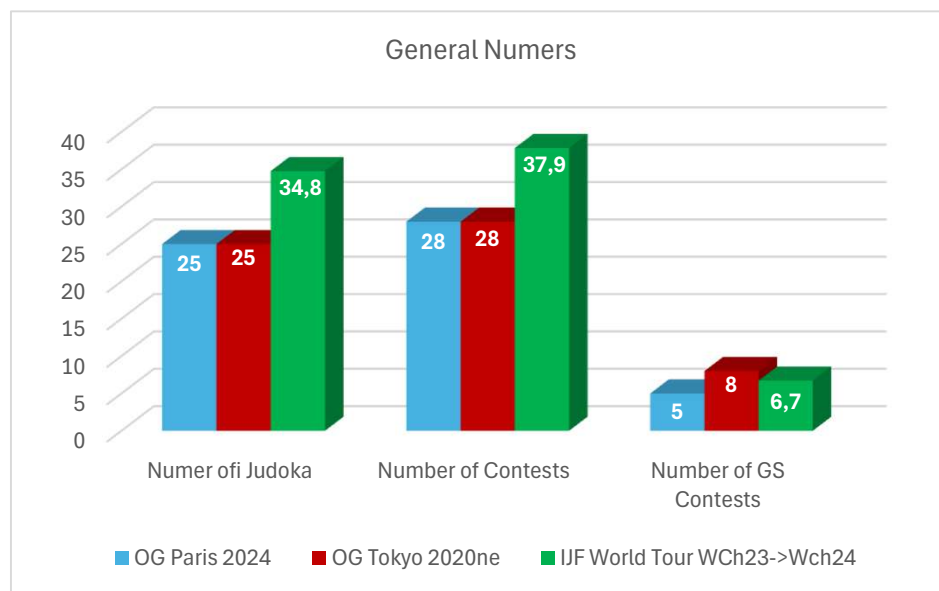




# Comparative Stats per Weight Category 100

Average values in 21 Competitions

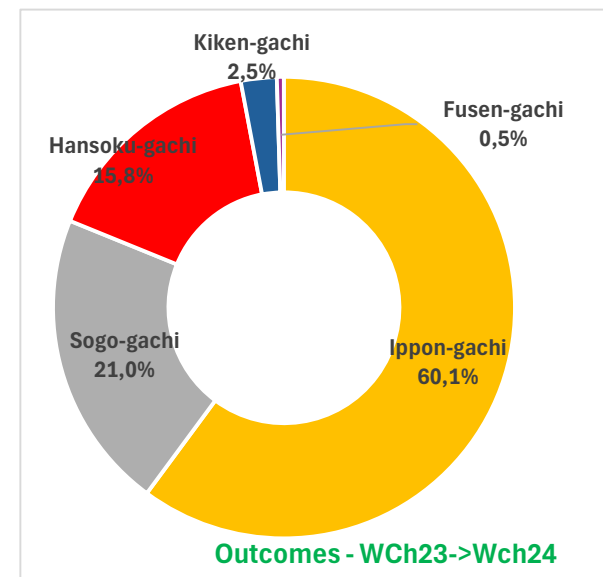
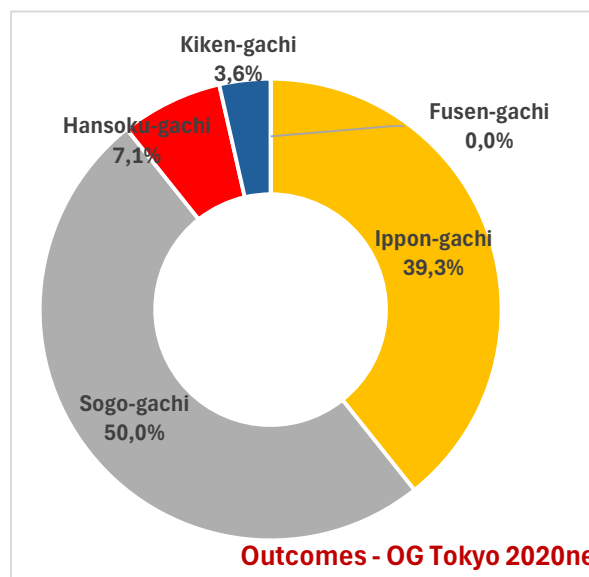
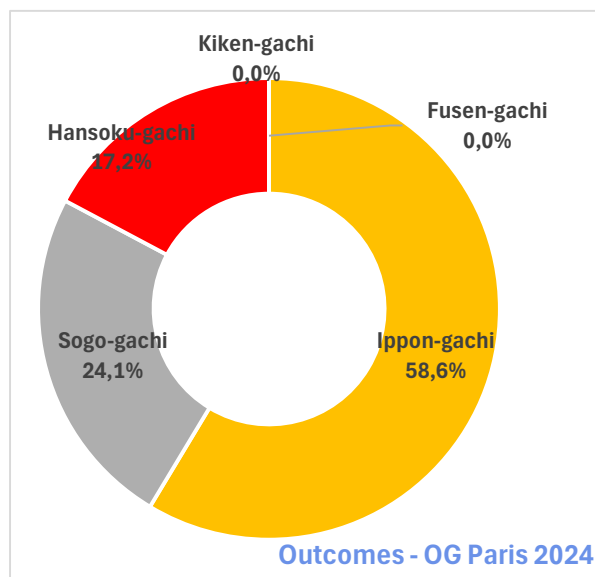
OG Paris 2024		vs	OG Tokyo 2020ne		vs	IJF World Tour WCh23->Wch24	
Numer of Judoka	25	0	Numer of Judoka	25	-9,8	Numer of Judoka	34,8
Number of Contests	28	0	Number of Contests	28	-9,9	Number of Contests	37,9
Number of GS Contests	5 17,9%	-10,7%	Number of GS Contests	8 28,6%	0,1%	Number of GS Contests	6,7 17,7%



# Comparative Stats per Weight Category 100

Average values in 21 Competitions

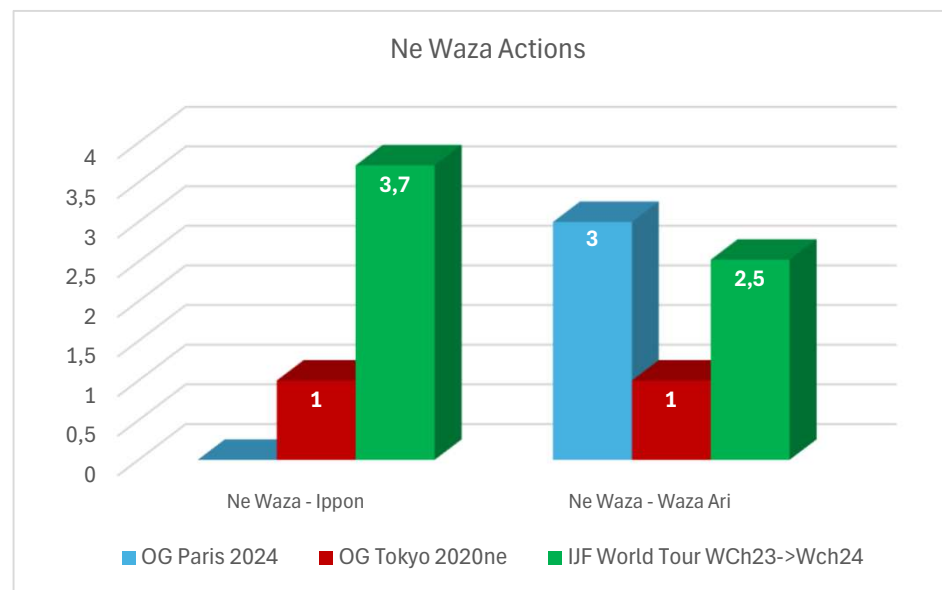
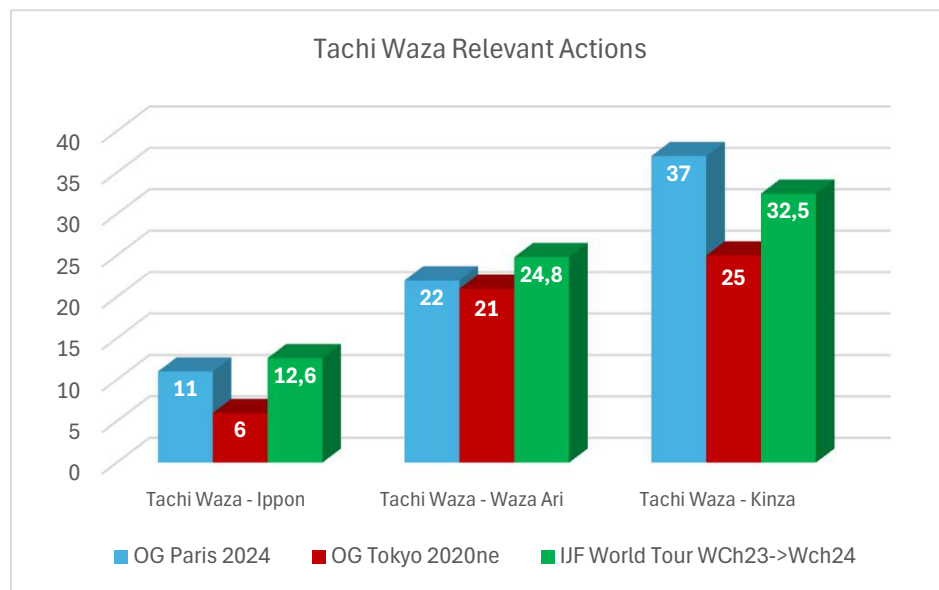
OG Paris 2024		vs	OG Tokyo 2020ne		vs	IJF World Tour WCh23->Wch24	
Kind of Contest Outcome							
Ippon-gachi	17 60,7%	21,4%	Ippon-gachi	11 39,3%	0,6%	Ippon-gachi	22,8 60,1%
Sogo-gachi	7 25,0%	-25,0%	Sogo-gachi	14 50,0%	4,0%	Sogo-gachi	8,0 21,0%
Hansoku-gachi	5 17,9%	10,7%	Hansoku-gachi	2 7,1%	2,0%	Hansoku-gachi	6,0 15,8%
Kiken-gachi	0 0,0%	-3,6%	Kiken-gachi	1 3,6%	-2,5%	Kiken-gachi	1,0 2,5%
Fusen-gachi	0 0,0%	0,0%	Fusen-gachi	0 0,0%	-0,5%	Fusen-gachi	0,2 0,5%



# Comparative Stats per Weight Category 100

Average values in 21 Competitions

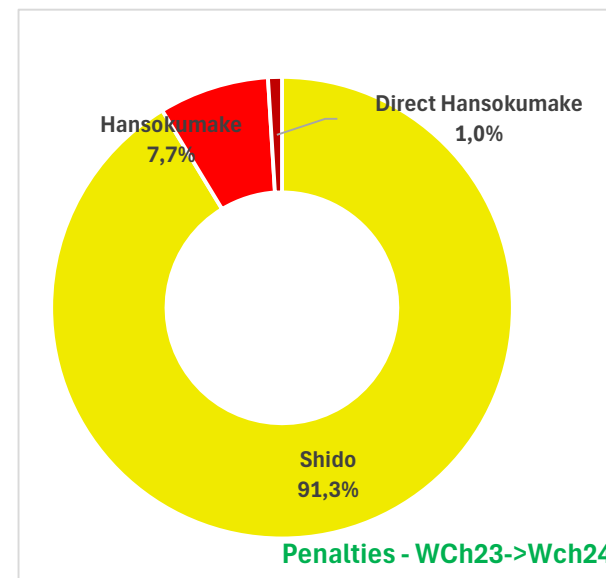
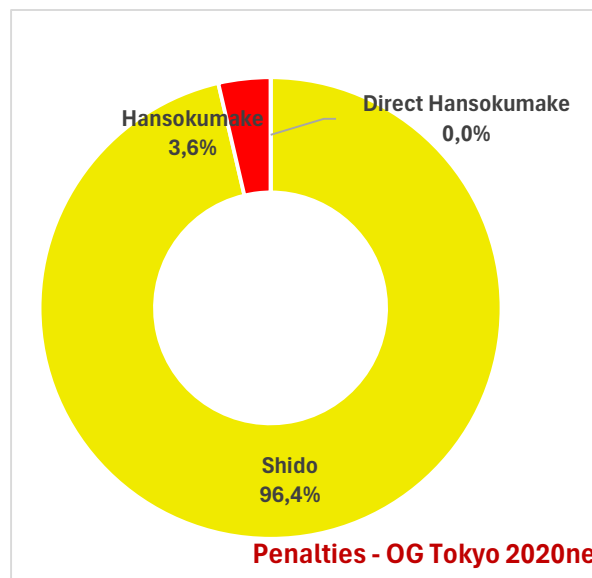
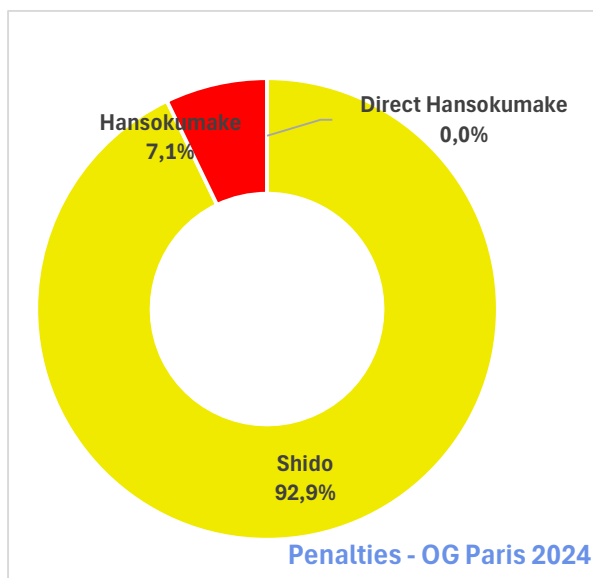
OG Paris 2024			vs	OG Tokyo 2020ne			vs	IJF World Tour WCh23->Wch24		
Kind of achieved Scores and Actions										
Tachi Waza - Ippon	11	3,6%	1,4%	Tachi Waza - Ippon	6	2,1%	0,2%	Tachi Waza - Ippon	12,6	3,3%
Tachi Waza - Waza Ari	22	7,1%	-0,4%	Tachi Waza - Waza Ari	21	7,5%	0,6%	Tachi Waza - Waza Ari	24,8	6,5%
Tachi Waza - Kinza	37	12,0%	3,0%	Tachi Waza - Kinza	25	8,9%	3,5%	Tachi Waza - Kinza	32,5	8,5%
Tachi Waza - No Score	239	77,3%	-4,1%	Tachi Waza - No Score	228	81,4%	-4,3%	Tachi Waza - No Score	311,2	81,7%
<b>Tachi Waza EFF.</b>	<b>10,7%</b>	<b>1,0%</b>		<b>Tachi Waza EFF.</b>	<b>9,6%</b>	<b>0,9%</b>		<b>Tachi Waza EFF.</b>	<b>9,8%</b>	
Ne Waza - Ippon	0	0,0%	-2,0%	Ne Waza - Ippon	1	2,0%	-4,9%	Ne Waza - Ippon	3,7	4,9%
Ne Waza - Waza Ari	3	5,4%	3,3%	Ne Waza - Waza Ari	1	2,0%	2,1%	Ne Waza - Waza Ari	2,5	3,3%
Ne Waza - No Score	53	94,6%	-1,3%	Ne Waza - No Score	47	95,9%	2,8%	Ne Waza - No Score	70,3	91,9%
<b>Ne Waza EFF.</b>	<b>5,4%</b>	<b>1,3%</b>		<b>Ne Waza EFF.</b>	<b>4,1%</b>	<b>-2,8%</b>		<b>Ne Waza EFF.</b>	<b>8,1%</b>	



# Comparative Stats per Weight Category 100

Average values in 21 Competitions

OG Paris 2024			vs	OG Tokyo 2020ne			vs	IJF World Tour WCh23->Wch24		
Kind of Penalties										
Shido	52	92,9%	-3,5%	Shido	53	96,4%	1,5%	Shido	63,2	91,3%
Hansokumake	4	7,1%	3,5%	Hansokumake	2	3,6%	-0,6%	Hansokumake	5,3	7,7%
Direct Hansokumake	0	0,0%	0,0%	Direct Hansokumake	0	0,0%	-1,0%	Direct Hansokumake	0,7	1,0%



# Comparative Stats per Weight Category 100

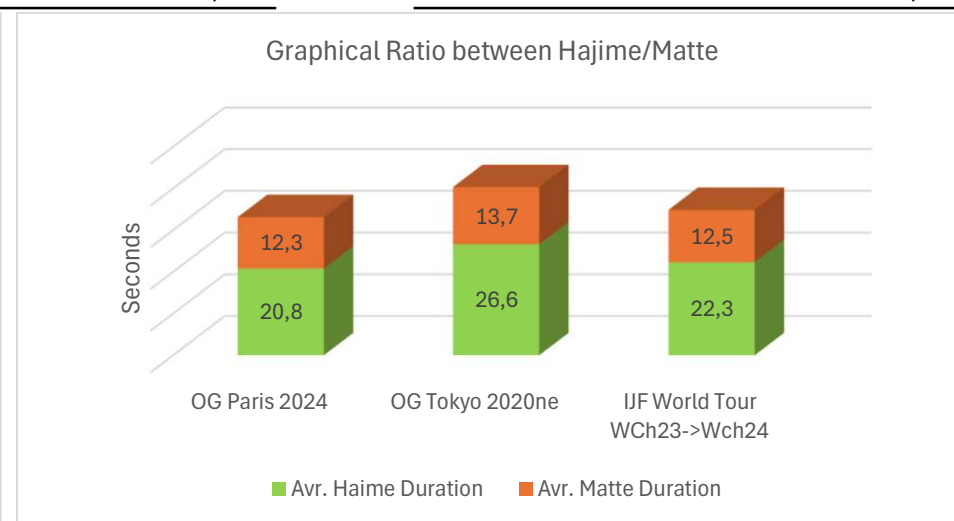
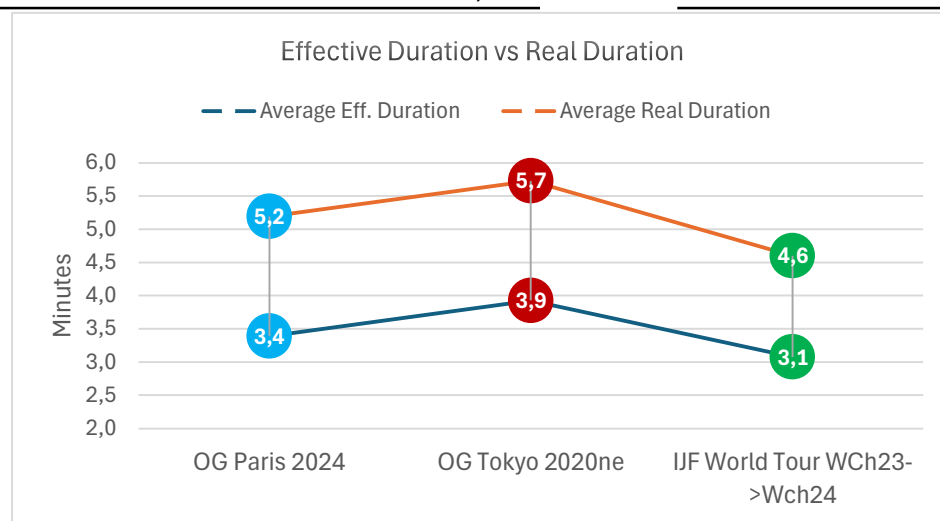
Average values in 21 Competitions

<b>OG Paris 2024</b>	vs	<b>OG Tokyo 2020ne</b>	vs	<b>IJF World Tour WCh23-&gt;Wch24</b>
<b>Contests Timing</b>				

	OG Paris 2024		OG Tokyo 2020ne		IJF World Tour WCh23->Wch24	
	min	sec	min	sec	min	sec
Avr. Hajime Number:	<b>9,8</b>		<b>8,9</b>		<b>8,3</b>	
Average Eff. Duration	3	23	3	56	3	5
Average Real Duration	5	12	5	44	4	36
Avr. Haime Duration	20,8		26,6		22,3	
Avr. Matte Duration	12,3		13,7		12,5	

<b>Golden Score Timing</b>				
----------------------------	--	--	--	--

	OG Paris 2024		OG Tokyo 2020ne		IJF World Tour WCh23->Wch24	
	min	sec	min	sec	min	sec
Avr. Hajime Number:	<b>1,0</b>		<b>1,6</b>		<b>0,8</b>	
Average Eff. Duration	0	19	0	36	0	15
Average Real Duration	0	31	1	7	0	23
Avr. Haime Duration	18,6		22,8		18,5	
Avr. Matte Duration	13,9		24,0		13,2	

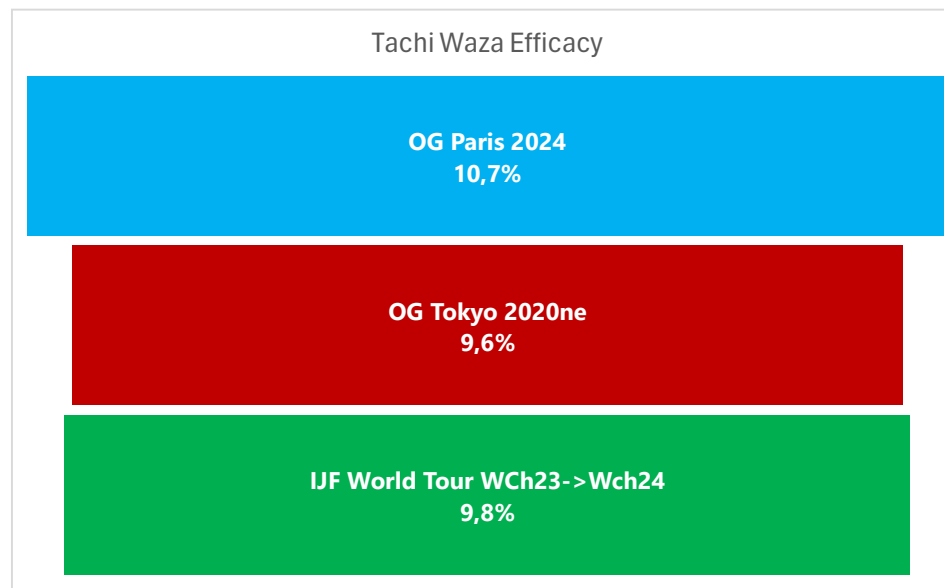
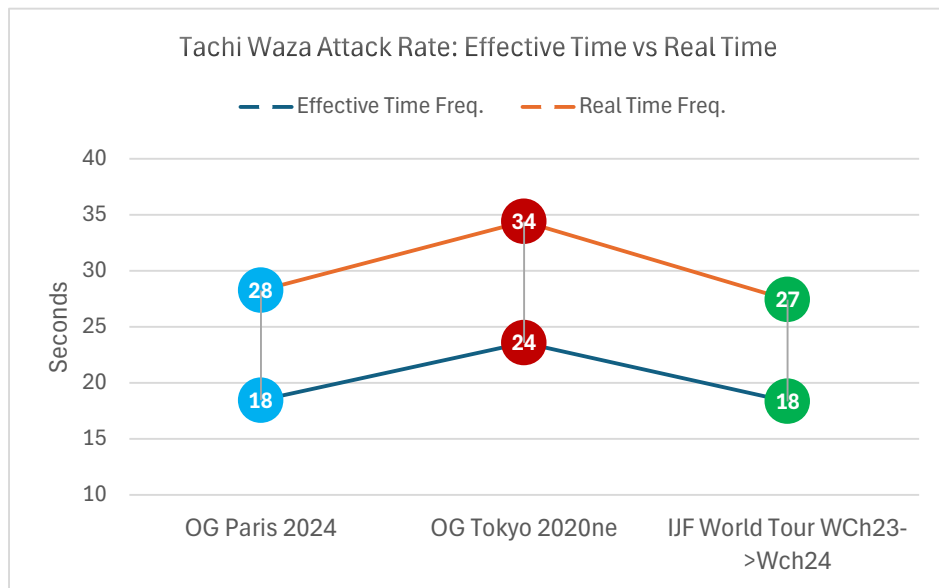


# Comparative Stats per Weight Category 100

Average values in 21 Competitions

OG Paris 2024		vs	OG Tokyo 2020ne		vs	IJF World Tour WCh23->Wch24	
<b>Contest Tachi Waza</b>							
Tachi Waza - Attacks	309		Tachi Waza - Attacks	280		Tachi Waza - Attacks	381,1
Tachi Waza - Scores	33 10,7%	1,0%	Tachi Waza - Scores	27 9,6%	0,9%	Tachi Waza - Scores	37,4 9,8%
Tachi Waza per Contest	11,0	1,0	Tachi Waza per Contest	10,0	1,0	Tachi Waza per Contest	10,1
TW Scores per Contest	1,2	0,2	TW Scores per Contest	1,0	0,2	TW Scores per Contest	1,0

<b>Tachi Waza Timing (Frequency = 1 every N min&amp;sec)</b>								
	min	sec		min	sec		min	sec
Effective Time Freq.	0	18	TW Eff. Time Freq.	0	24	TW Eff. Time Freq.	0	18
Score Eff. Time Freq.	2	53	Score Eff. Time Freq.	4	4	Score Eff. Time Freq.	3	7
Real Time Freq.	0	28	TW Real Time Freq.	0	34	TW Real Time Freq.	0	27
Score Real Time Freq.	4	24	Score Real Time Freq.	5	57	Score Real Time Freq.	4	39

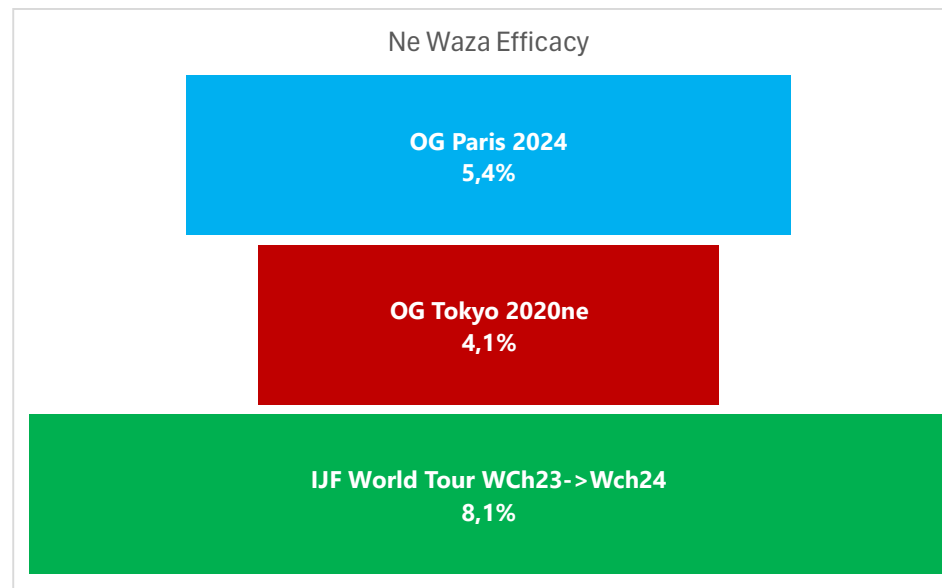
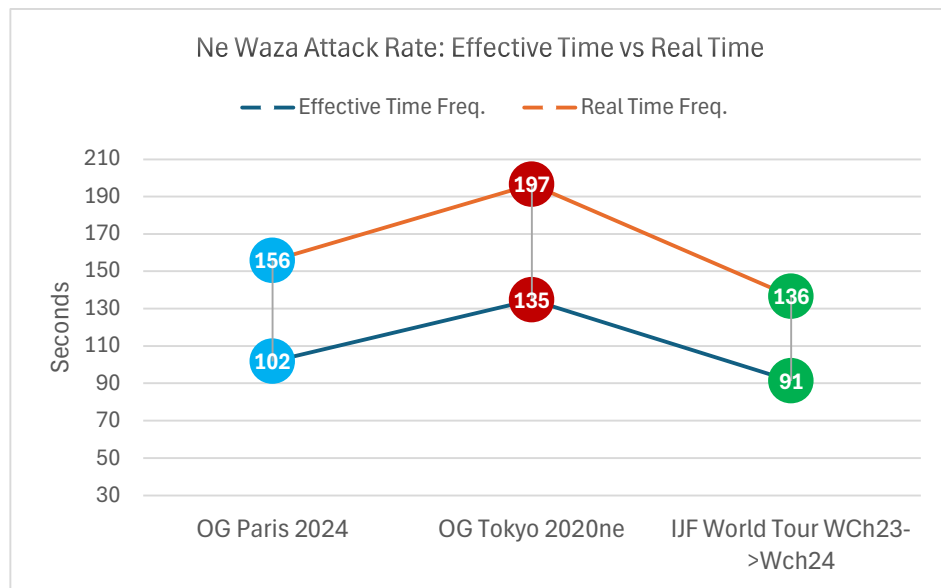


# Comparative Stats per Weight Category 100

Average values in 21 Competitions

OG Paris 2024		vs	OG Tokyo 2020ne		vs	IJF World Tour WCh23->Wch24				
<b>Contest Ne Waza</b>										
Ne Waza - Attacks	56		Ne Waza - Attacks	49		Ne Waza - Attacks	76,6			
Ne Waza - Scores	3	5,4%	1,3%	Ne Waza - Scores	2	4,1%	-2,8%	Ne Waza - Scores	6,2	8,1%
Ne Waza per Contest	2,0		0,3	Ne Waza per Contest	1,8		0,0	Ne Waza per Contest	2,0	
NW Scores per Contest	0,1		0,0	NW Scores per Contest	0,1		-0,1	NW Scores per Contest	0,2	

<b>Ne Waza Timing (Frequency = 1 every N min&amp;sec)</b>										
	min	sec		min	sec		min	sec		
Effective Time Freq.	1	42		TW Eff. Time Freq.	2	15		TW Eff. Time Freq.	1	31
Score Eff. Time Freq.	31	39		Score Eff. Time Freq.	54	59		Score Eff. Time Freq.	18	41
Real Time Freq.	2	36		TW Real Time Freq.	3	17		TW Real Time Freq.	2	16
Score Real Time Freq.	48	29		Score Real Time Freq.	80	15		Score Real Time Freq.	27	55

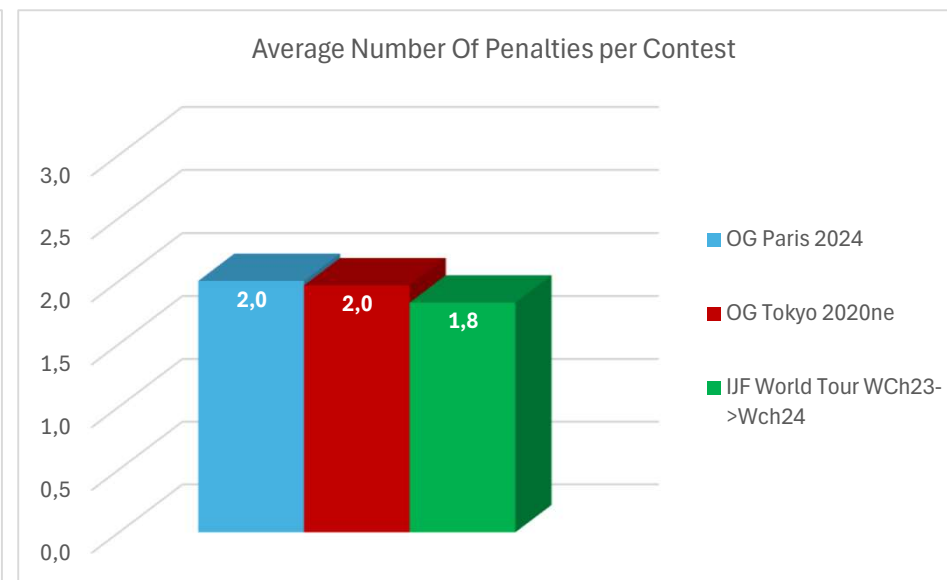
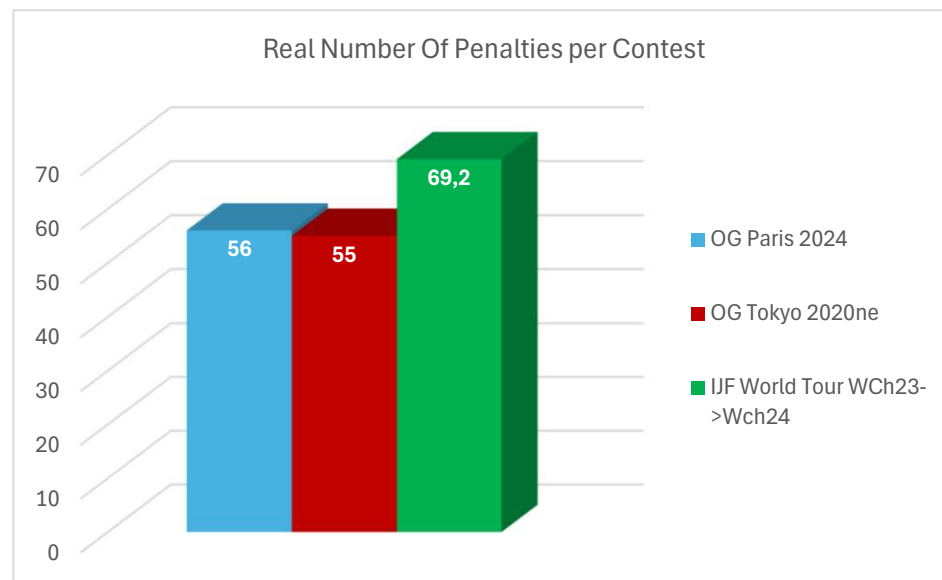




# Comparative Stats per Weight Category 100

Average values in 21 Competitions

OG Paris 2024		vs	OG Tokyo 2020ne		vs	IJF World Tour WCh23->Wch24		
Penalties								
Given Penalties	57		Given Penalties	57		Given Penalties	70,1	
Eliminated Penalties	1		Eliminated Penalties	2		Eliminated Penalties	0,9	
Real Penalties	56		Real Penalties	55		Real Penalties	69,2	
Penalties per Contest	2,0		Penalties per Contest	2,0		Penalties per Contest	1,8	
Penalty Timing (Frequency = 1 every N min&sec)								
	<b>min</b>	<b>sec</b>		<b>min</b>	<b>sec</b>		<b>min</b>	<b>sec</b>
Penalty Eff. Time Freq.	1	42	TW Eff. Time Freq.	1	60	TW Eff. Time Freq.	1	41
Penalty Real Time Freq.	2	36	TW Real Time Freq.	2	55	TW Real Time Freq.	2	31

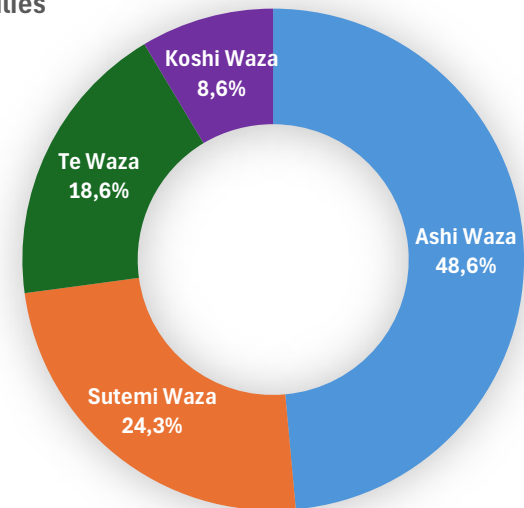


## Paris Olympic Games Tachi Waza

100

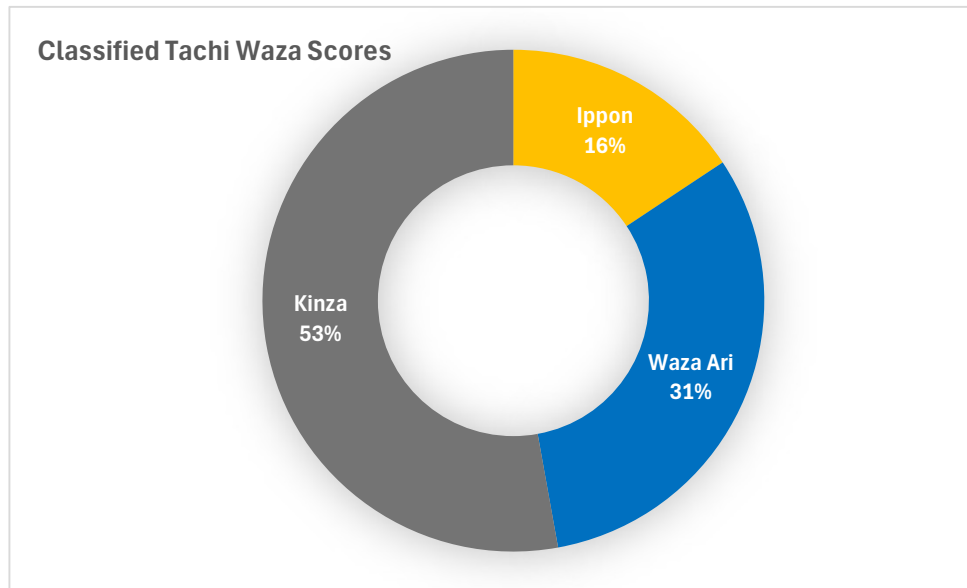
Total Tachi Waza	11 Ippon	22 Waza Ari	37 Kinza	70 Tot.
Uchi Mata	2	3	3	8
Osoto Otoshi	1	0	4	5
Ouchi Gari	0	2	3	5
Kouchi Gari	0	1	4	5
Sumi Otoshi	0	2	2	4
Sode Tsurikomi Goshi	1	0	2	3
Sumi Gaeshi	0	2	1	3
Tani Otoshi	0	2	1	3
Kosoto Gari	0	1	2	3
Harai Makikomi	1	1	0	2
Uchi Mata Sukashi	1	1	0	2
Ura Nage	1	0	1	2
Uchi Makikomi	0	1	1	2
Utsuri Goshi	0	1	1	2
Yoko Otoshi	0	0	2	2
Deashi Barai	0	0	2	2
Uki Waza	0	0	2	2
Ippon Seoi Otoshi	1	0	0	1
Osoto Gari	1	0	0	1
Tsubame Gaeshi	1	0	0	1
Obi Tori Gaeshi	1	0	0	1
Sode Tsurikomi Seoi Otoshi	0	1	0	1
Kosoto Gake	0	1	0	1
Sasae Tsurikomi Ashi	0	1	0	1
Kata Guruma	0	1	0	1
Osoto Makikomi	0	1	0	1
Morote Seoi Otoshi	0	0	1	1

Tachi Waza Families



## Paris Olympic Games Tachi Waza 100

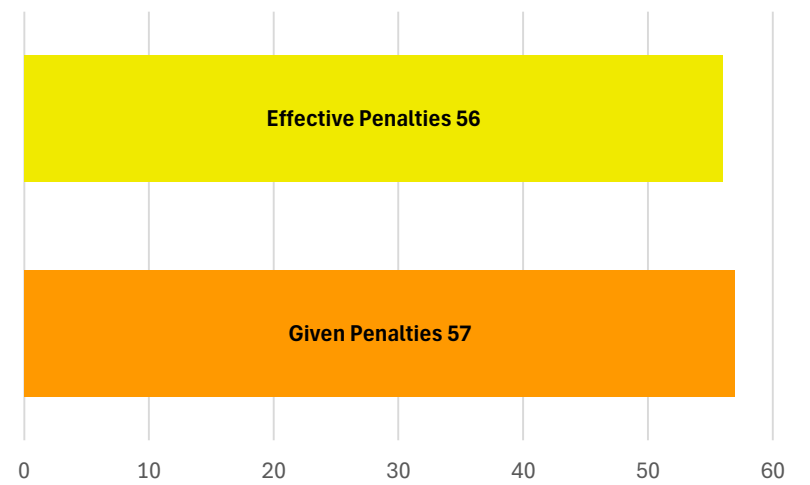
Tachi Waza	Ippon	Waza Ari	Kinza	Tot.
Kouchi Makikomi	0	0	1	1
Morote Seoi Nage	0	0	1	1
Eri Seoi Nage	0	0	1	1
Ouchi Gaeshi	0	0	1	1
Ushiro Goshi	0	0	1	1
<b>Total</b>	<b>11</b>	<b>22</b>	<b>37</b>	<b>70</b>



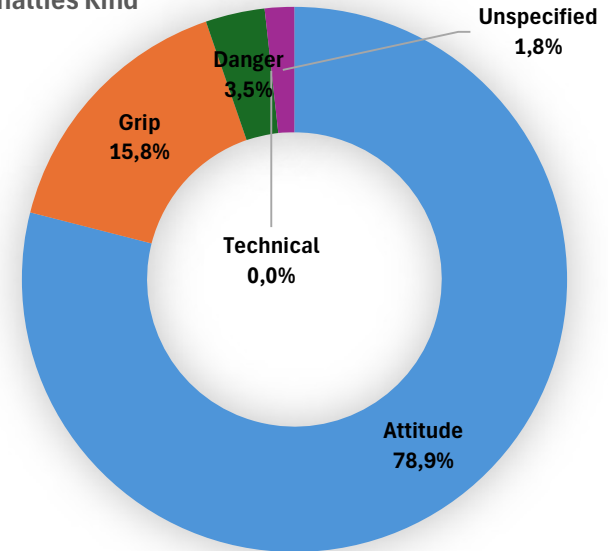


# Paris Olympic Games Penalties 100

Penalty	Total Given Penalties 57	Elim. Penalties 1	Effective Penalties 56	Shido 52	HSK 4
No Combattivity	28	0	28	26	2
False Attack	12	1	11	9	2
Refuse The Grip	4	0	4	4	0
Pistol Grip	4	0	4	4	0
Grip Below the Belt	4	0	4	4	0
Two Hands Defence	2	0	2	2	0
Negative Judo	1	0	1	1	0
Invalid Brek Grip	1	0	1	1	0
Unspecified	1	0	1	1	0



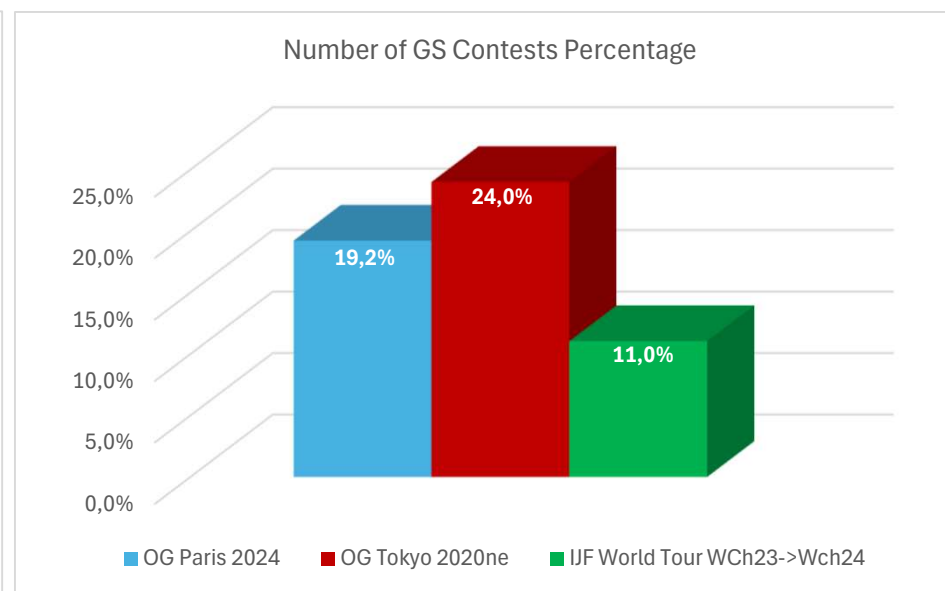
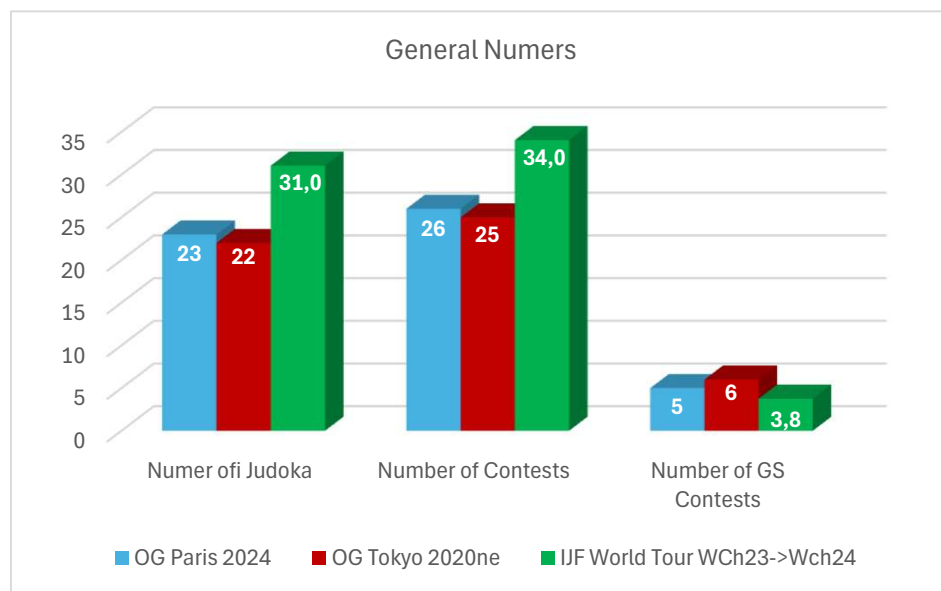
Given Penalties Kind



# Comparative Stats per Weight Category P100

Average values in 21 Competitions

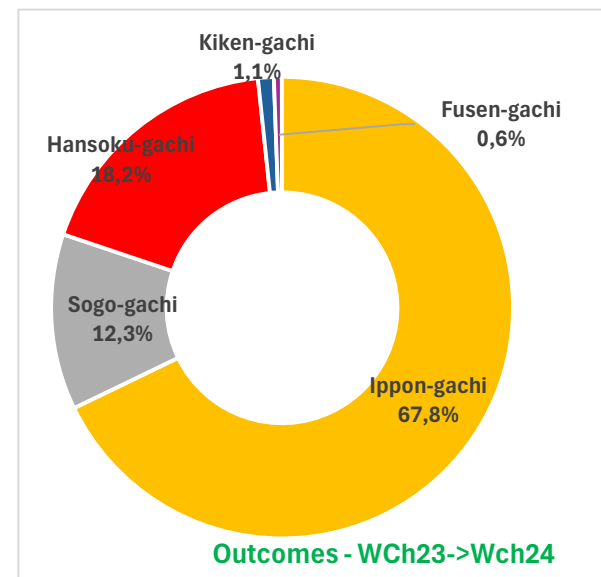
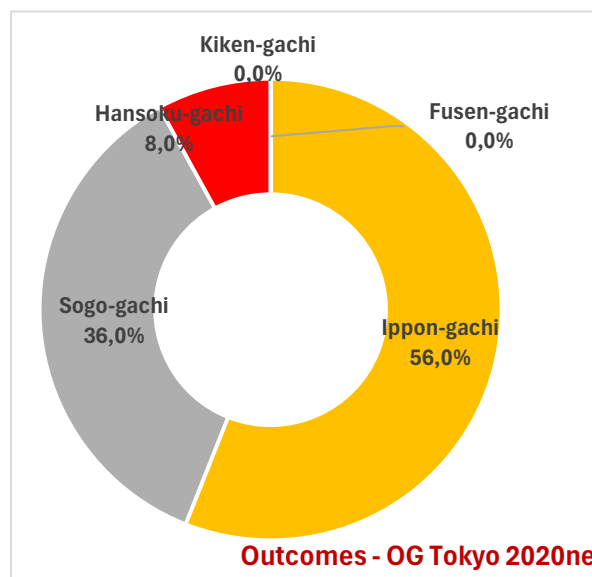
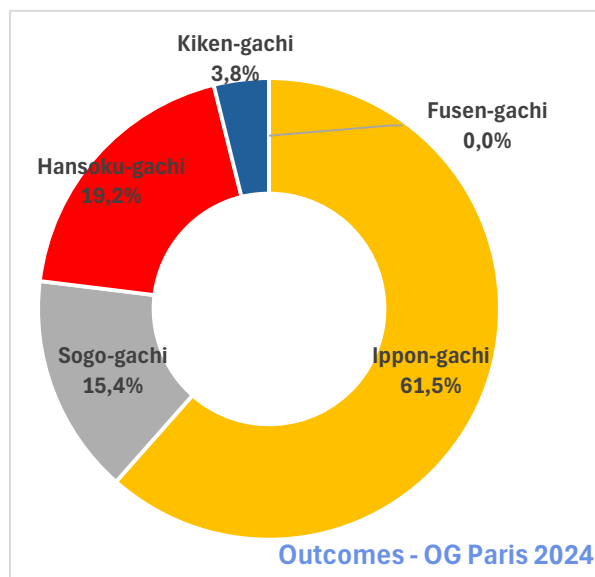
OG Paris 2024		vs	OG Tokyo 2020ne		vs	IJF World Tour WCh23->Wch24	
Numer ofi Judoka	23	1	Numer ofi Judoka	22	-8,0	Numer ofi Judoka	31,0
Number of Contests	26	1	Number of Contests	25	-8,0	Number of Contests	34,0
Number of GS Contests	5 19,2%	-4,8%	Number of GS Contests	6 24,0%	8,2%	Number of GS Contests	3,8 11,0%



# Comparative Stats per Weight Category P100

Average values in 21 Competitions

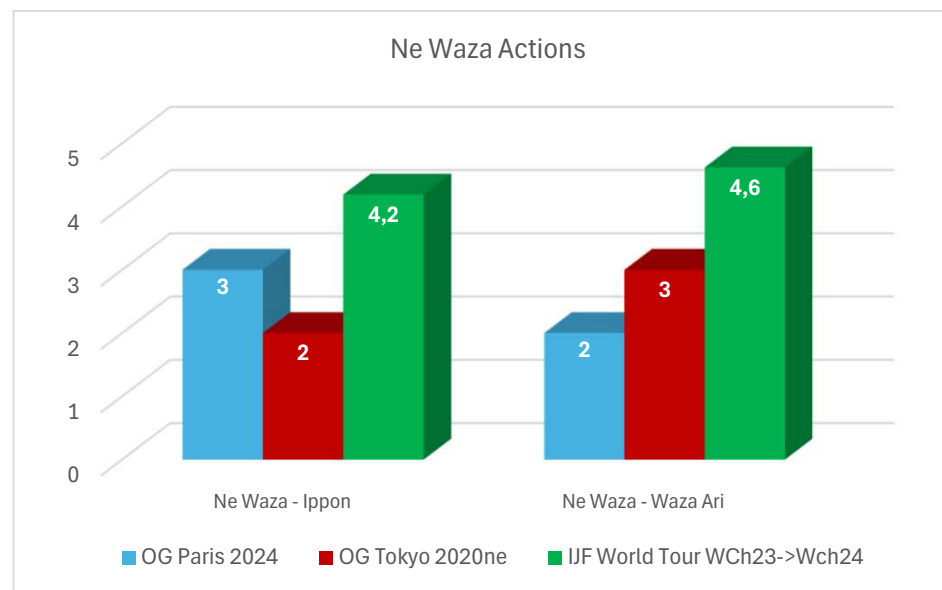
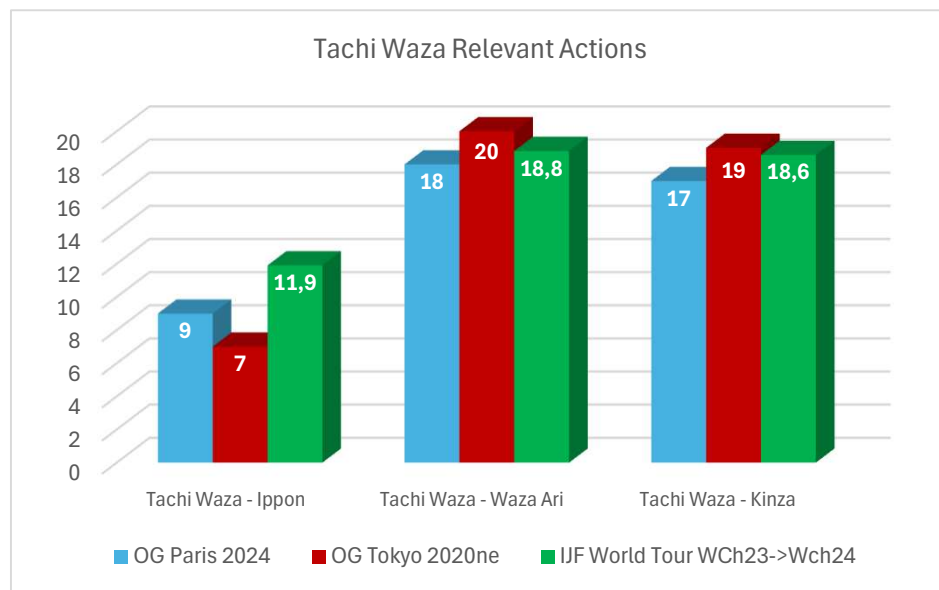
OG Paris 2024		vs	OG Tokyo 2020ne		vs	IJF World Tour WCh23->Wch24	
Kind of Contest Outcome							
Ippon-gachi	16 61,5%	5,5%	Ippon-gachi	14 56,0%	-6,3%	Ippon-gachi	23,1 67,8%
Sogo-gachi	4 15,4%	-20,6%	Sogo-gachi	9 36,0%	3,1%	Sogo-gachi	4,2 12,3%
Hansoku-gachi	5 19,2%	11,2%	Hansoku-gachi	2 8,0%	1,0%	Hansoku-gachi	6,2 18,2%
Kiken-gachi	1 3,8%	3,8%	Kiken-gachi	0 0,0%	2,7%	Kiken-gachi	0,4 1,1%
Fusen-gachi	0 0,0%	0,0%	Fusen-gachi	0 0,0%	-0,6%	Fusen-gachi	0,2 0,6%



# Comparative Stats per Weight Category P100

Average values in 21 Competitions

OG Paris 2024			vs	OG Tokyo 2020ne			vs	IJF World Tour WCh23->Wch24		
Kind of achieved Scores and Actions										
Tachi Waza - Ippon	9	4,4%	1,1%	Tachi Waza - Ippon	7	3,3%	0,2%	Tachi Waza - Ippon	11,9	4,2%
Tachi Waza - Waza Ari	18	8,9%	-0,6%	Tachi Waza - Waza Ari	20	9,5%	2,2%	Tachi Waza - Waza Ari	18,8	6,7%
Tachi Waza - Kinza	17	8,4%	-0,6%	Tachi Waza - Kinza	19	9,0%	1,8%	Tachi Waza - Kinza	18,6	6,6%
Tachi Waza - No Score	159	78,3%	0,1%	Tachi Waza - No Score	165	78,2%	-4,1%	Tachi Waza - No Score	231,2	82,4%
<b>Tachi Waza EFF.</b>	<b>13,3%</b>	<b>0,5%</b>		<b>Tachi Waza EFF.</b>	<b>12,8%</b>	<b>2,3%</b>		<b>Tachi Waza EFF.</b>	<b>11,0%</b>	
Ne Waza - Ippon	3	7,3%	-0,1%	Ne Waza - Ippon	2	7,4%	-1,2%	Ne Waza - Ippon	4,2	8,5%
Ne Waza - Waza Ari	2	4,9%	-6,2%	Ne Waza - Waza Ari	3	11,1%	-4,5%	Ne Waza - Waza Ari	4,6	9,4%
Ne Waza - No Score	36	87,8%	6,3%	Ne Waza - No Score	22	81,5%	5,7%	Ne Waza - No Score	40,5	82,1%
<b>Ne Waza EFF.</b>	<b>12,2%</b>	<b>-6,3%</b>		<b>Ne Waza EFF.</b>	<b>18,5%</b>	<b>-5,7%</b>		<b>Ne Waza EFF.</b>	<b>17,9%</b>	

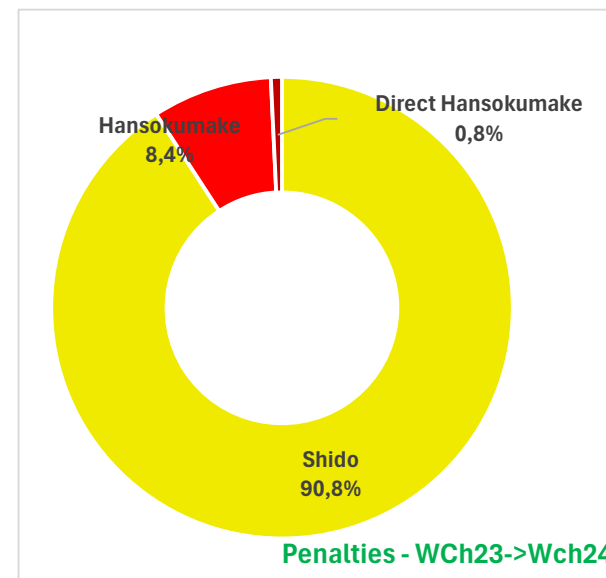
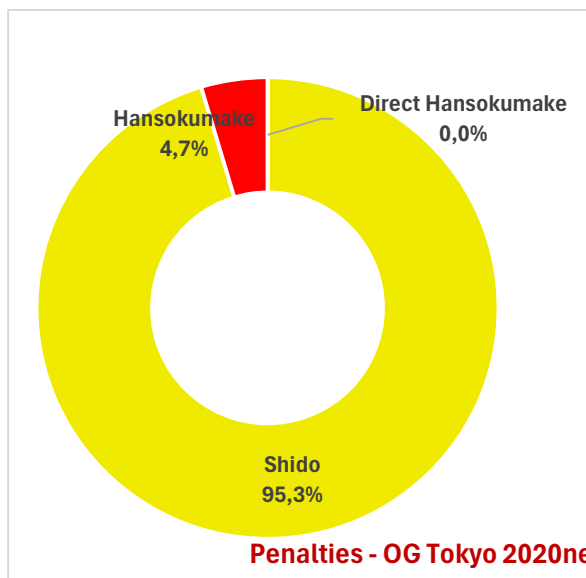
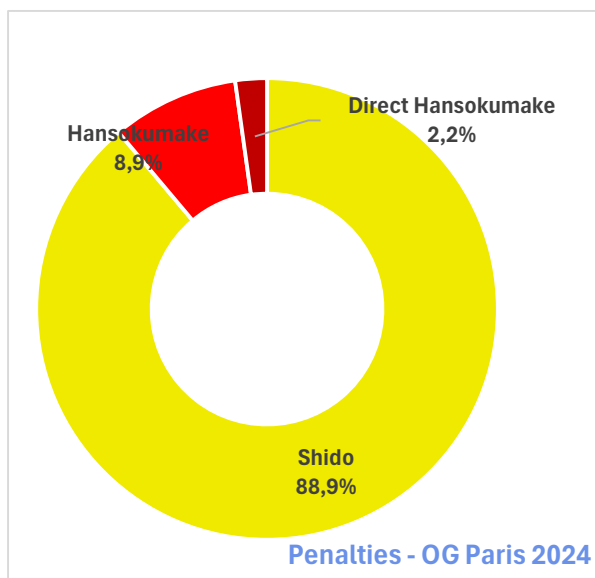




# Comparative Stats per Weight Category P100

Average values in 21 Competitions

OG Paris 2024			vs	OG Tokyo 2020ne			vs	IJF World Tour WCh23->Wch24		
Kind of Penalties										
Shido	40	88,9%	-6,5%	Shido	41	95,3%	-1,9%	Shido	61,4	90,8%
Hansokumake	4	8,9%	4,2%	Hansokumake	2	4,7%	0,5%	Hansokumake	5,7	8,4%
Direct Hansokumake	1	2,2%	2,2%	Direct Hansokumake	0	0,0%	1,4%	Direct Hansokumake	0,5	0,8%



# Comparative Stats per Weight Category P100

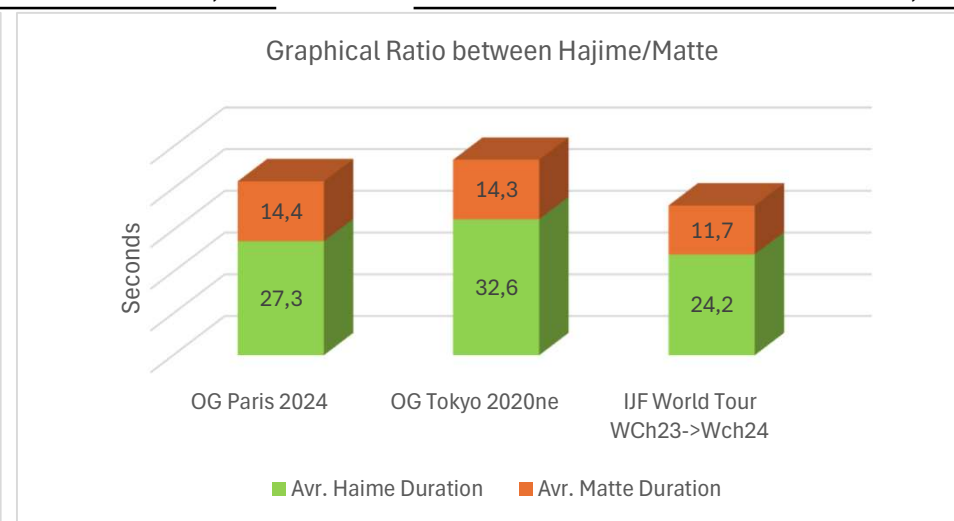
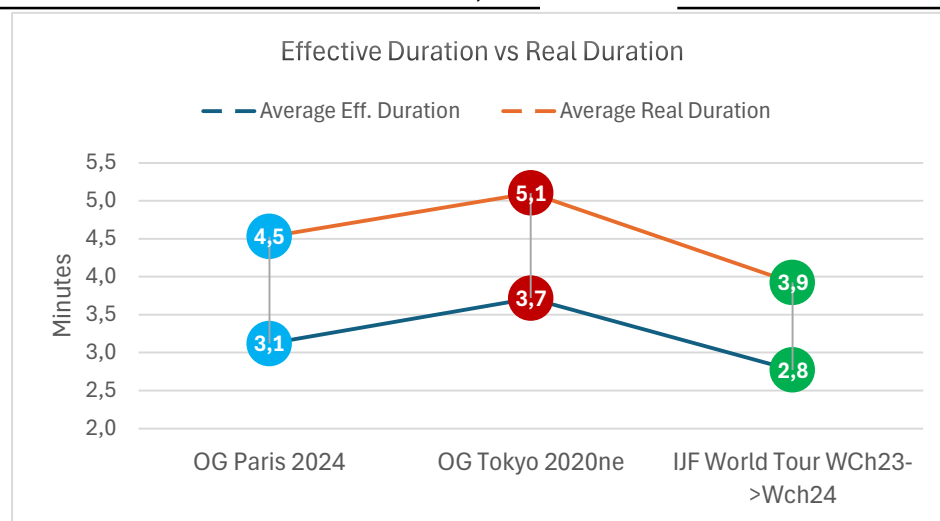
Average values in 21 Competitions

<b>OG Paris 2024</b>	vs	<b>OG Tokyo 2020ne</b>	vs	<b>IJF World Tour WCh23-&gt;Wch24</b>
<b>Contests Timing</b>				

	OG Paris 2024		OG Tokyo 2020ne		IJF World Tour WCh23->Wch24	
	min	sec	min	sec	min	sec
Avr. Hajime Number:	<b>6,8</b>		<b>6,8</b>		<b>6,9</b>	
Average Eff. Duration	3	7	3	43	2	46
Average Real Duration	4	32	5	6	3	55
Avr. Haime Duration	27,3		32,6		24,2	
Avr. Matte Duration	14,4		14,3		11,7	

<b>Golden Score Timing</b>				
----------------------------	--	--	--	--

	OG Paris 2024		OG Tokyo 2020ne		IJF World Tour WCh23->Wch24	
	min	sec	min	sec	min	sec
Avr. Hajime Number:	<b>1,0</b>		<b>0,8</b>		<b>0,5</b>	
Average Eff. Duration	0	21	0	25	0	9
Average Real Duration	0	33	0	35	0	14
Avr. Haime Duration	20,4		30,9		18,6	
Avr. Matte Duration	13,8		17,6		13,6	

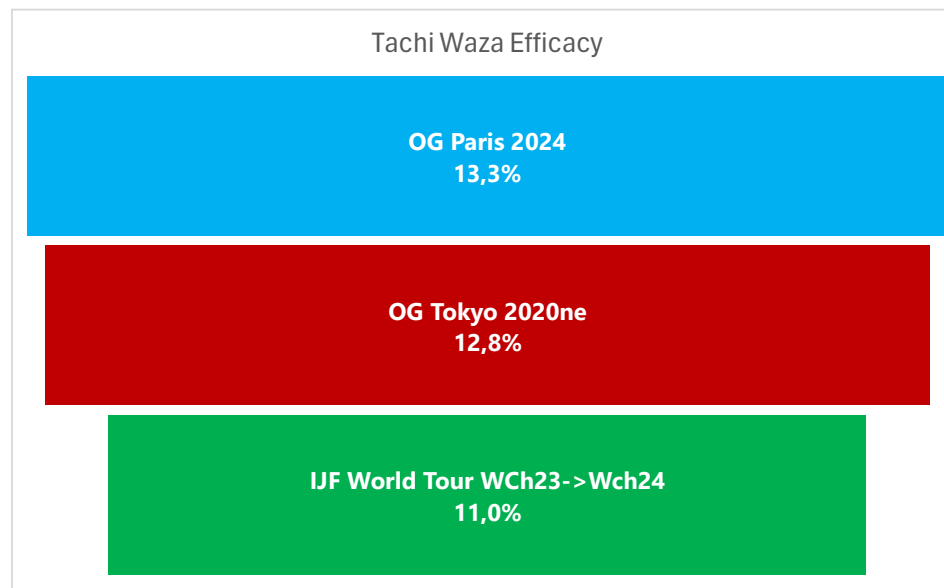
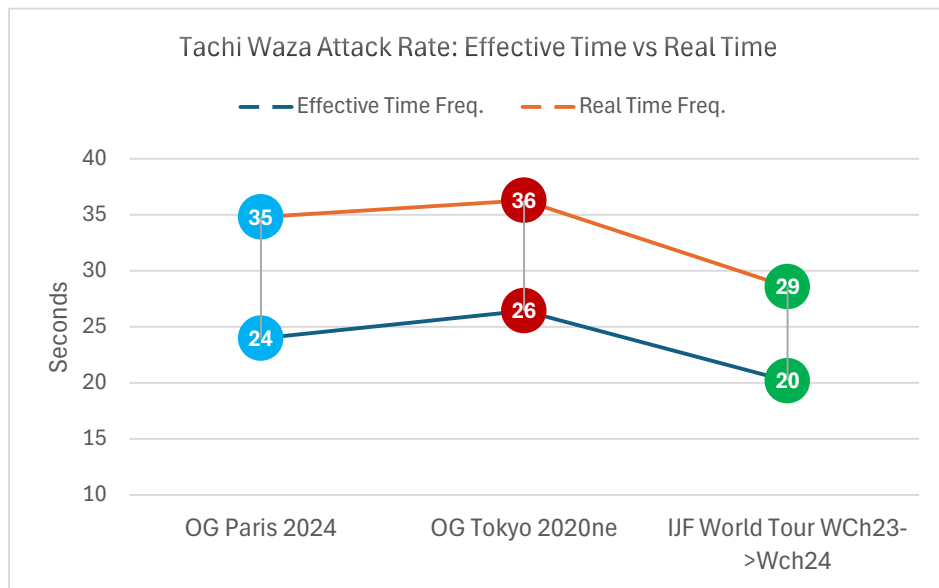


# Comparative Stats per Weight Category P100

Average values in 21 Competitions

OG Paris 2024		vs	OG Tokyo 2020ne		vs	IJF World Tour WCh23->Wch24	
<b>Contest Tachi Waza</b>							
Tachi Waza - Attacks	203		Tachi Waza - Attacks	211		Tachi Waza - Attacks	280,5
Tachi Waza - Scores	27 13,3%	0,5%	Tachi Waza - Scores	27 12,8%	2,3%	Tachi Waza - Scores	30,7 11,0%
Tachi Waza per Contest	7,8	-0,6	Tachi Waza per Contest	8,4	-0,4	Tachi Waza per Contest	8,2
TW Scores per Contest	1,0	0,0	TW Scores per Contest	1,1	0,1	TW Scores per Contest	0,9

<b>Tachi Waza Timing (Frequency = 1 every N min&amp;sec)</b>								
	min	sec		min	sec		min	sec
Effective Time Freq.	0	24	TW Eff. Time Freq.	0	26	TW Eff. Time Freq.	0	20
Score Eff. Time Freq.	3	0	Score Eff. Time Freq.	3	26	Score Eff. Time Freq.	3	4
Real Time Freq.	0	35	TW Real Time Freq.	0	36	TW Real Time Freq.	0	29
Score Real Time Freq.	4	22	Score Real Time Freq.	4	44	Score Real Time Freq.	4	21

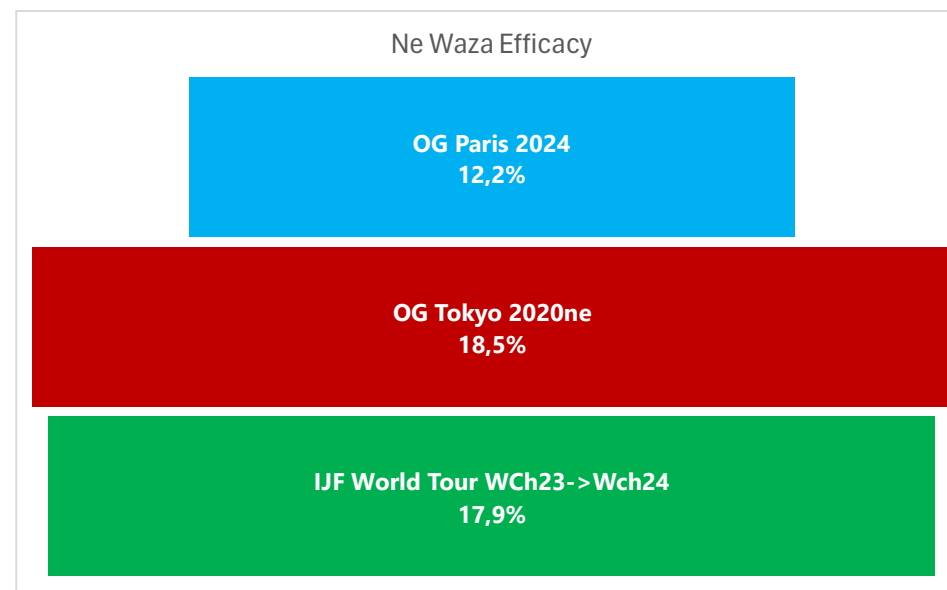
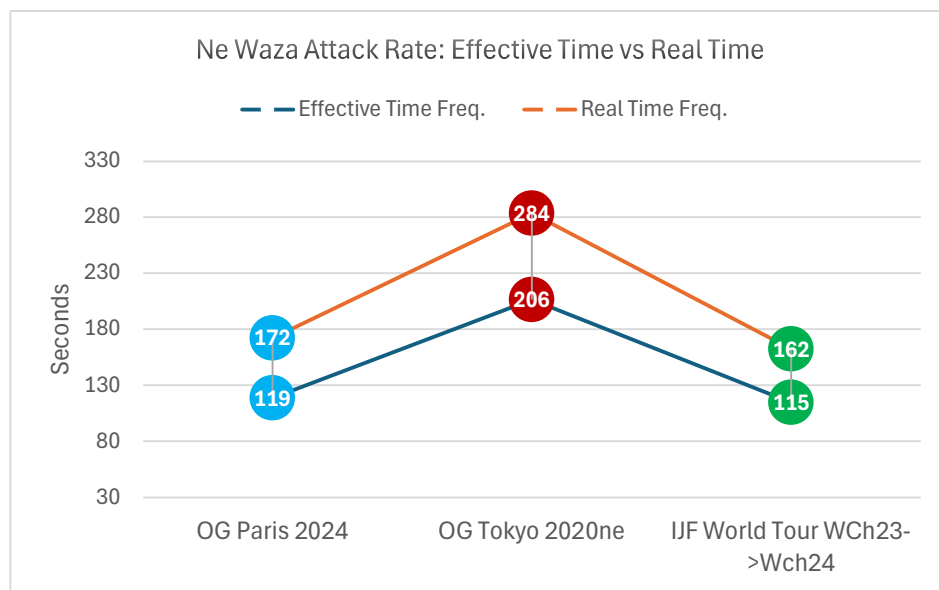


# Comparative Stats per Weight Category P100

Average values in 21 Competitions

OG Paris 2024		vs	OG Tokyo 2020ne		vs	IJF World Tour WCh23->Wch24				
<b>Contest Ne Waza</b>										
Ne Waza - Attacks	41		Ne Waza - Attacks	27		Ne Waza - Attacks	49,3			
Ne Waza - Scores	5	12,2%	-6,3%	Ne Waza - Scores	5	18,5%	-5,7%	Ne Waza - Scores	8,8	17,9%
Ne Waza per Contest	1,6	0,5		Ne Waza per Contest	1,1	0,1		Ne Waza per Contest	1,4	
NW Scores per Contest	0,2	0,0		NW Scores per Contest	0,2	-0,1		NW Scores per Contest	0,3	

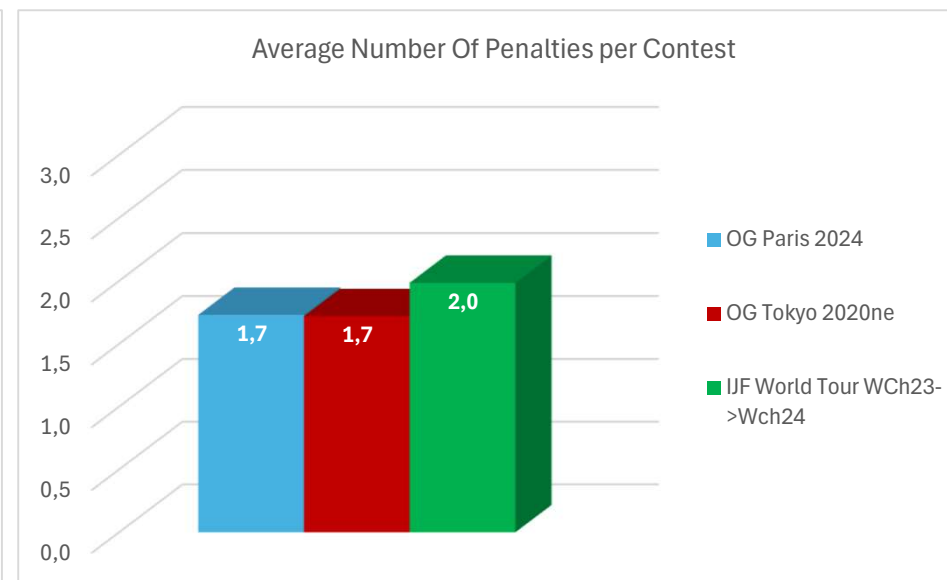
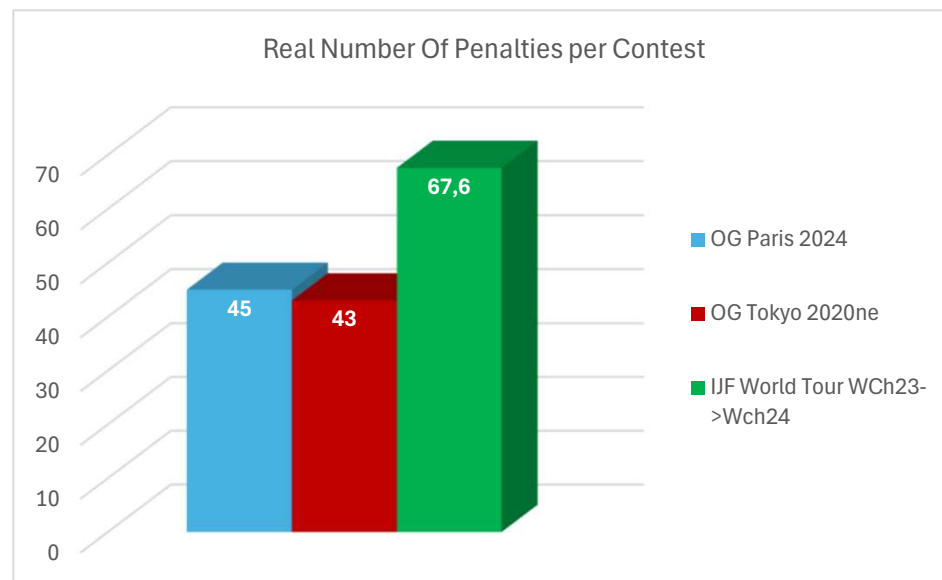
<b>Ne Waza Timing (Frequency = 1 every N min&amp;sec)</b>										
	min	sec		min	sec		min	sec		
Effective Time Freq.	1	59		TW Eff. Time Freq.	3	26		TW Eff. Time Freq.	1	55
Score Eff. Time Freq.	16	13		Score Eff. Time Freq.	18	35		Score Eff. Time Freq.	10	43
Real Time Freq.	2	52		TW Real Time Freq.	4	44		TW Real Time Freq.	2	42
Score Real Time Freq.	23	33		Score Real Time Freq.	25	31		Score Real Time Freq.	15	10



# Comparative Stats per Weight Category P100

Average values in 21 Competitions

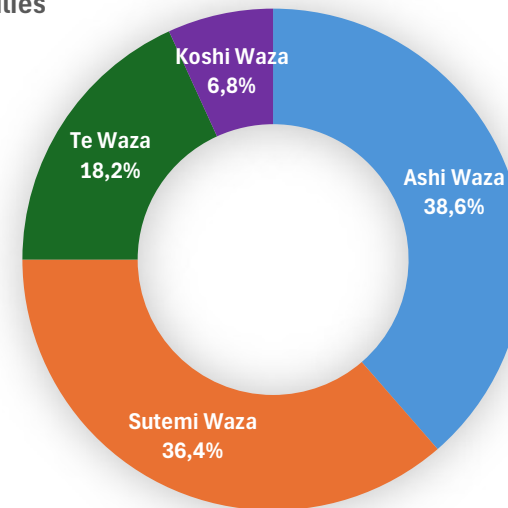
OG Paris 2024		vs	OG Tokyo 2020ne		vs	IJF World Tour WCh23->Wch24		
Penalties								
Given Penalties	46		Given Penalties	43		Given Penalties	68,4	
Eliminated Penalties	1		Eliminated Penalties	0		Eliminated Penalties	0,9	
Real Penalties	45		Real Penalties	43		Real Penalties	67,6	
Penalties per Contest	1,7		Penalties per Contest	1,7		Penalties per Contest	2,0	
Penalty Timing (Frequency = 1 every N min&sec)								
	min	sec		min	sec		min	sec
Penalty Eff. Time Freq.	1	48	TW Eff. Time Freq.	2	10	TW Eff. Time Freq.	1	24
Penalty Real Time Freq.	2	37	TW Real Time Freq.	2	58	TW Real Time Freq.	1	59



## Paris Olympic Games Tachi Waza P100

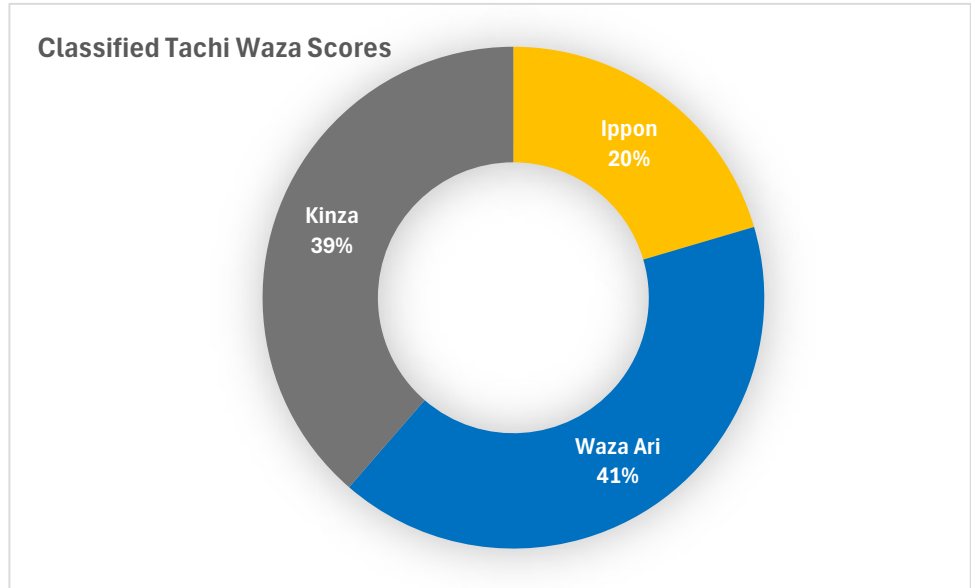
Total Tachi Waza	9 Ippon	18 Waza Ari	17 Kinza	44 Tot.
Tani Otoshi	0	3	3	6
Uchi Mata	1	2	1	4
Tomoe Nage	0	4	0	4
Ouchi Gari	1	1	1	3
Osoto Gari	1	1	0	2
Tai Otoshi	1	0	1	2
Harai Goshi	1	0	1	2
Osoto Otoshi	0	1	1	2
Sode Tsurikomi Seoi Otoshi	0	1	1	2
Yoko Guruma	0	1	1	2
Harai Makikomi	0	0	2	2
Sasae Tsurikomi Ashi	0	0	2	2
Ippon Seoi Otoshi	1	0	0	1
Kosoto Gake	1	0	0	1
Eri Seoi Otoshi	1	0	0	1
Ashi Guruma	1	0	0	1
Sumi Otoshi	0	1	0	1
Sumi Gaeshi	0	1	0	1
Kouchi Gari	0	1	0	1
O Goshi	0	1	0	1
Kosoto Gari	0	0	1	1
Morote Seoi Otoshi	0	0	1	1
Hikikomi Gaeshi	0	0	1	1

Tachi Waza Families



## Paris Olympic Games Tachi Waza P100

Tachi Waza	Ippon	Waza Ari	Kinza	Tot.
<b>Total</b>	<b>9</b>	<b>18</b>	<b>17</b>	<b>44</b>









# JudoData Glossary of Terms

-as displayed in order of appearance-

	Etended term	Definition
IJF World Tour WCh23->Wch24	IJF World Tour from orld Championships 2023 to World Championships 2024	The time period in which the Competitions of the third comparison group are considered
Ippon-gachi		Victory resulting from a score of Ippon or Waza Ari Awasete Ippon
Sogo-gachi		Victory resulting from Waza Ari score
Hansoku-gachi		Victory resulting from disqualification of an Athlete
Kiken-gachi		Victory resulting from an Athlete's No Show
Fusen-gachi		Victory resulting from the withdrawal of an Athlete due to injury
Tachi Waza - Ippon		Ippon score awarded by the referee for a technique in a standing situation
Tachi Waza - Waza Ari		Waza Ari score awarded by the referee for a technique in a standing situation
Tachi Waza - Kinza		Technical action, in a standing situation, that did not obtain a score but that severely compromised Uke's balance, almost reaching the criteria necessary to assign a minimum score. A Technical Action whose score was downgraded to No Score
Tachi Waza - No Score		Technical action, in a standing situation, which has not obtained a score and does not possess the necessary criteria for assigning a minimum score, but which is clearly attributable to one of the technical principles of Kodokan Judo
Ne Waza - Ippon		Ippon score awarded by the referee for a technique in a ground situation
Ne Waza - Waza Ari		Waza Ari score awarded by the referee for a technique in a ground situation
Ne Waza - No Score		Technical action, in a ground situation, which has not obtained a score and does not possess the necessary criteria for assigning a minimum score, but which is clearly attributable to one of the technical principles of Kodokan Judo
Shido		Shido penalty awarded by the Referee
Hansokumake		Hansokumake penalty awarded by the Referee resulting from the sum of warnings
Direct Hansokumake		Hansokumake penalty assigned directly by the Referee for specific cases provided for by the rules

Avr. Hajime Number	Average Hajime Number	Average number of Hajime announced by the referee in a single match. This data helps to define a temporal segmentation of the matches deriving from the active and passive phases of the match
Average Eff. Duration	Average Effective Duration	Average effective duration of a match, calculated using only the time of the active phases
Average Real Duration		Average real duration of a match, calculated considering both the time of the active phases and that of the passive phases
Avr. Haime Duration	Average Hajime Duration	Average duration of the active phase of a meeting. Specifically, the period of time from the announcement of the Hajime to that of the Matte
Avr. Matte Duration	Average Matte Duration	Average duration of the passive phase of a match. Specifically, the period of time that goes from the announcement of the Matte to that of the subsequent Hajime
Tachi Waza - Attacks		All technical actions, in a standing situation, which are attributable to a technical principle of Kodokan Judo, regardless of their outcome in terms of scoring.
Tachi Waza - Scores		All technical actions, in a standing situation, to which the Referee has attributed a score
Tachi Waza per Contest		Average number of technical actions in a standing situation, which possess the previously mentioned criteria, which are performed within a single match, regardless of their outcome in terms of score
TW Scores per Contest		Average number of technical actions in a standing situation, which possess the previously mentioned criteria, which are performed within a single match and to which the Referee attributes a score
Effective Time Freq.	Effective Time Frequency	Average time, expressed in seconds, of the frequency of a technical action within a single match. In practice: 1 Attack every X seconds. The time is calculated based on the Effective Time (see definition: Average Eff. Duration)
Score Eff. Time Freq.	Effective Time Frequency for a Score Action	Average time, expressed in seconds, of the frequency of a technical action with attribution of a score within a single match. In practice: 1 Point every X seconds. The time is calculated based on the Effective Time (see definition: Average Eff. Duration)
Real Time Freq.	Real Time Frequency	Average time, expressed in seconds, of the frequency of a technical action within a single match. In practice: 1 Attack every X seconds. The time is calculated based on the Real Time (see definition: Average Real Duration)

Score Real Time Freq.	Real Time Frequency for a Score Action	Average time, expressed in seconds, of the frequency of a technical action with attribution of a score within a single match. In practice: 1 Point every X seconds. The time is calculated based on the Effective Time (see definition: Average Real Duration)
Ne Waza - Attacks		All technical actions, in a ground situation, which are attributable to a technical principle of Kodokan Judo, regardless of their outcome in terms of scoring.
Ne Waza - Scores		All technical actions, in a ground situation, to which the Referee has attributed a score
Ne Waza per Contest		Average number of technical actions in a ground situation, which possess the previously mentioned criteria, which are performed within a single match, regardless of their outcome in terms of score
NW Scores per Contest		Average number of technical actions in a ground situation, which possess the previously mentioned criteria, which are performed within a single match and to which the Referee attributes a score
Given Penalties		A penalty awarded by the Referee
Eliminated Penalties		A penalty awarded by the Referee which is subsequently cancelled
Real Penalties		Number of Penalties that have been awarded by the Referee and have not been cancelled
Penalties per Contest		Average number of penalties awarded during a single match
Penalty Eff. Time Freq.		Average time, expressed in seconds, of the frequency of an awarded penalty within a single match. In practice: 1 Attack every X seconds. The time is calculated based on the Effective Time (see definition: Average Eff. Duration)
Penalty Real Time Freq.		Average time, expressed in seconds, of the frequency of an awarded penalty within a single match. In practice: 1 Point every X seconds. The time is calculated based on the Real Time (see definition: Average Real Duration)